



(12) **United States Design Patent**  
**Freedman et al.**

(10) **Patent No.:** **US D784,663 S**  
(45) **Date of Patent:** **\*\* Apr. 25, 2017**

- (54) **GOLF SHOE**
- (71) Applicant: **FUSION, LLC**, Concord, MA (US)
- (72) Inventors: **Matthew E. Freedman**, Warrington, PA (US); **Joshua T. Hannum**, Brookhaven, PA (US); **Kyle A. Manchin**, Wallingford, PA (US)
- (73) Assignee: **FUSION, LLC**, Wilmington, MA (US)
- (\*\*) Term: **15 Years**
- (21) Appl. No.: **29/572,215**
- (22) Filed: **Jul. 26, 2016**

**Related U.S. Application Data**

- (62) Division of application No. 29/507,013, filed on Oct. 23, 2014.
- (51) **LOC (10) Cl.** ..... **02-04**
- (52) **U.S. Cl.** ..... **D2/908**
- (58) **Field of Classification Search**  
USPC ..... D2/896, 902, 908, 923, 924, 943, 944, D2/945, 946, 947, 951, 954, 962  
CPC .... A43B 3/00; A43B 3/10; A43B 3/14; A43B 5/00; A43B 5/001; A43B 5/002; A43B 5/003; A43B 5/007; A43B 5/008; A43B 5/06; A43B 5/08; A43B 5/10; A43B 5/14  
See application file for complete search history.

**References Cited**

**U.S. PATENT DOCUMENTS**

- D206,222 S \* 11/1966 Mostile ..... 36/59 R
- D293,385 S \* 12/1987 Famolare ..... D2/924
- D300,180 S \* 3/1989 Bessec ..... D2/924
- D323,922 S \* 2/1992 Emmert ..... D2/924

- D325,286 S \* 4/1992 Biotteau ..... D2/924
- D332,688 S \* 1/1993 Autry ..... D2/907
- D620,689 S \* 8/2010 Weber ..... D2/902
- D635,746 S \* 4/2011 Cofinco ..... D2/896
- D666,794 S \* 9/2012 Walton ..... D2/944
- D669,665 S \* 10/2012 Van Zyll De Jong ..... D2/945
- D709,272 S \* 7/2014 Del Biondi ..... D2/923
- D723,257 S \* 3/2015 Bacon ..... D2/907
- D735,976 S \* 8/2015 Siegel ..... D2/908
- D760,483 S \* 7/2016 Siegel ..... D2/908
- 2010/0275470 A1\* 11/2010 Hoffer ..... A43B 1/0009  
36/3 R
- 2011/0072687 A1\* 3/2011 Bobbett ..... A43B 5/001  
36/127

\* cited by examiner

*Primary Examiner* — Elizabeth J Oswecki

(74) *Attorney, Agent, or Firm* — Russell D. Nugent; The Humphries Law Firm, P.C.

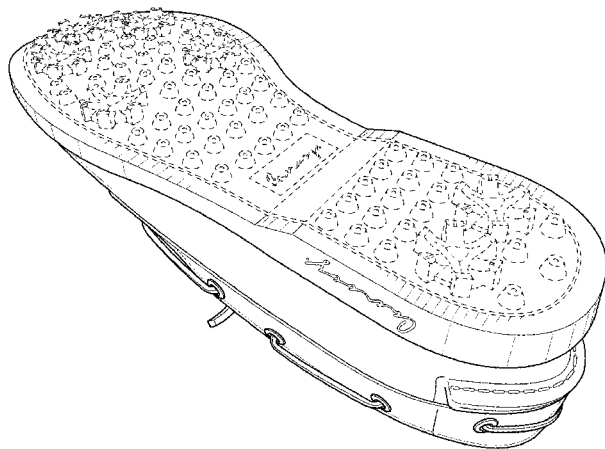

(57) **CLAIM**

The ornamental design for a golf shoe, substantially as shown and described.

**DESCRIPTION**

FIG. 1 is a top, left, front perspective view of a golf shoe showing our new design;  
 FIG. 2 is a bottom, right, back perspective view thereof;  
 FIG. 3 is a top plan view thereof;  
 FIG. 4 is a bottom plan view thereof;  
 FIG. 5 is a right side elevational view thereof;  
 FIG. 6 is a left side elevational view thereof;  
 FIG. 7 is a front elevational view thereof; and,  
 FIG. 8 is a rear elevational view thereof.  
 FIGS. 1-8 illustrate a right golf shoe, with the left golf shoe being a mirror image thereof. The broken lines shown in the drawings represent portions of the golf shoe that form no part of the claimed design.

**1 Claim, 6 Drawing Sheets**






FIG. 1

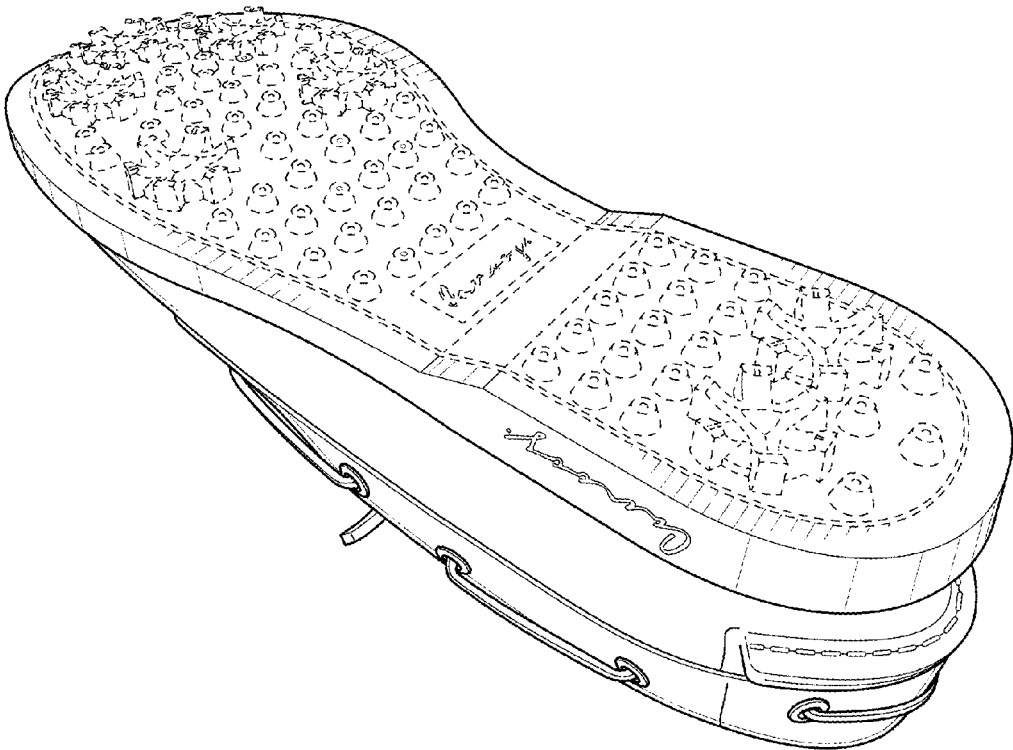


FIG. 2

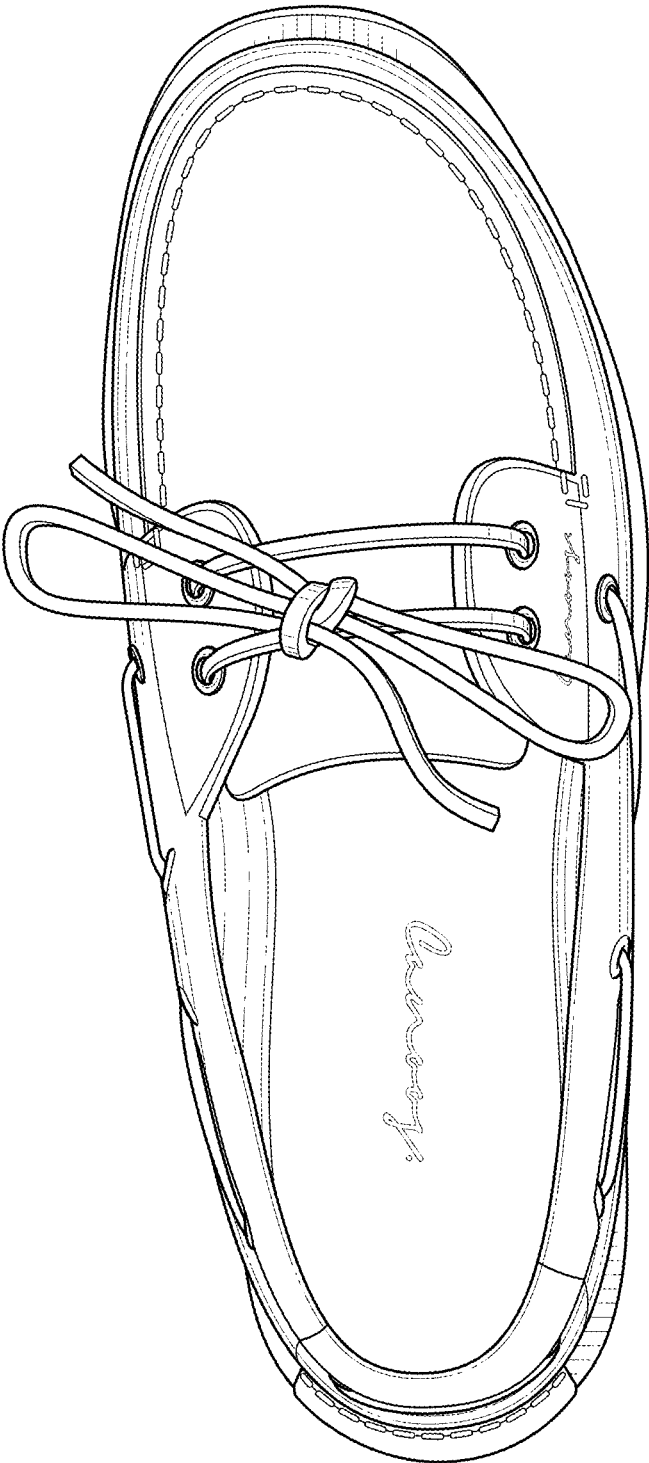


FIG. 3

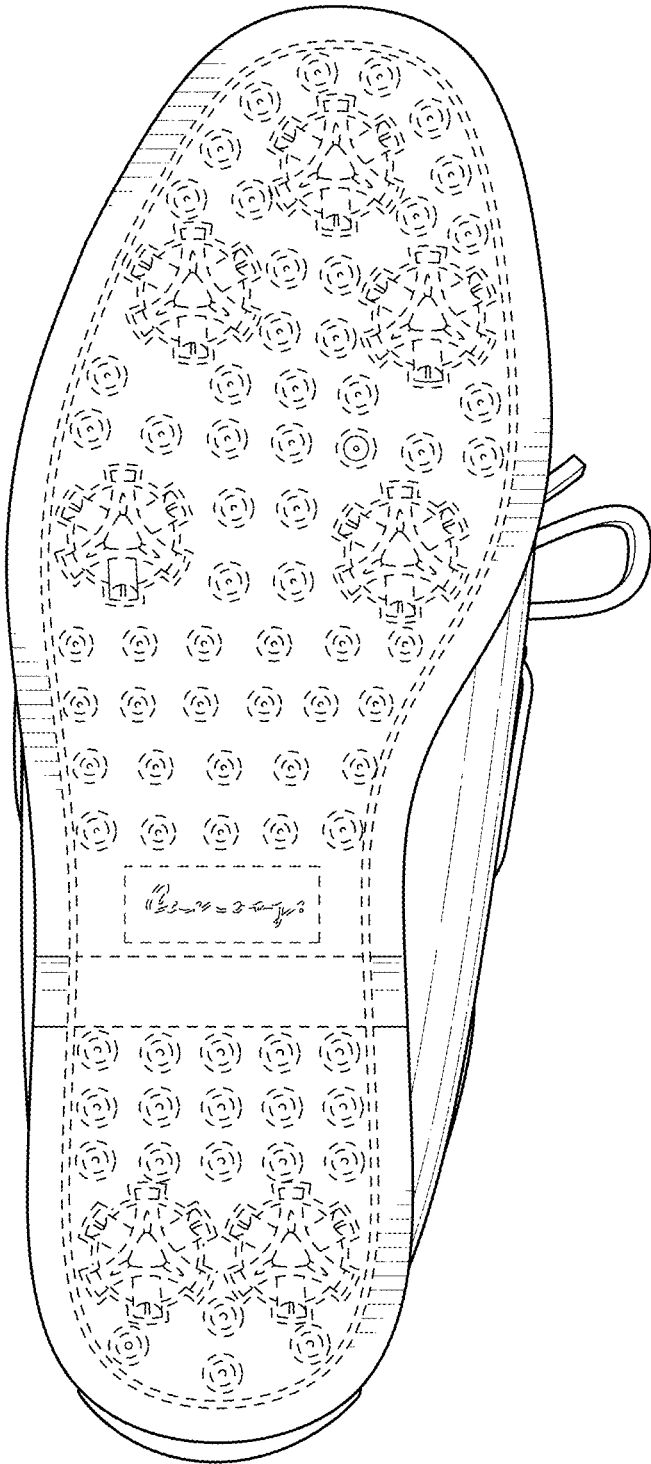


FIG. 4

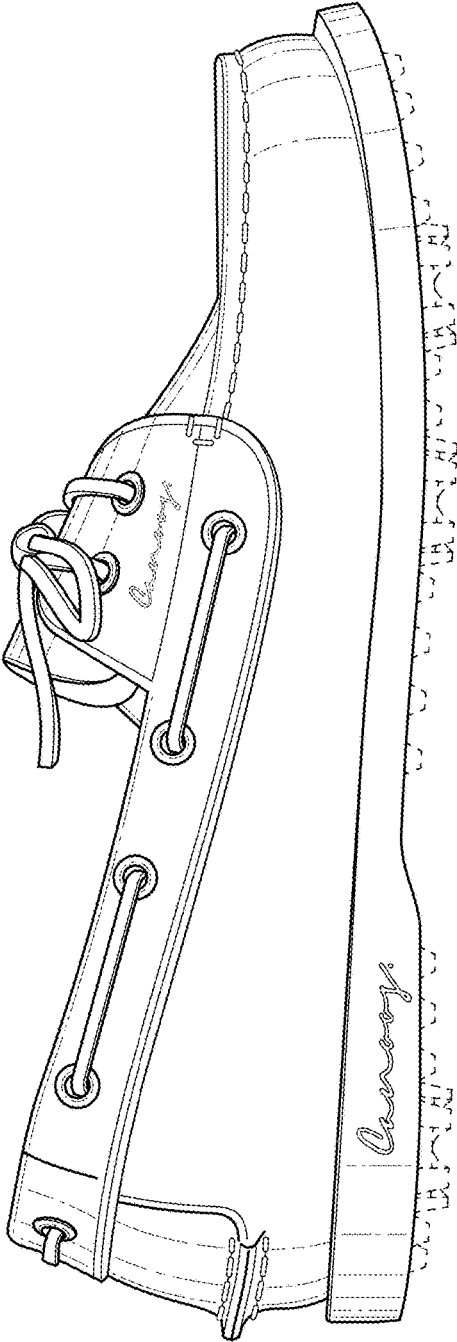


FIG. 5

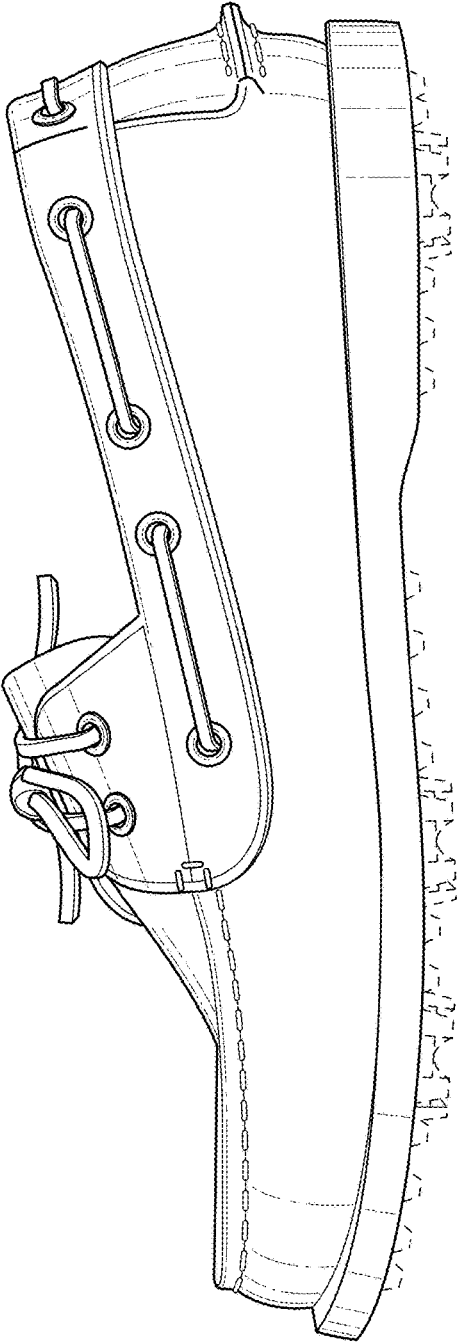


FIG. 6

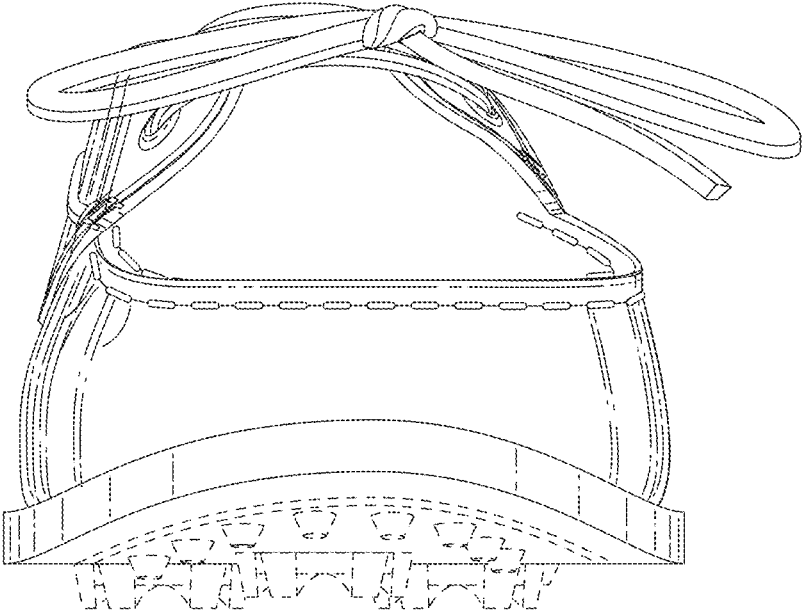


FIG. 7




FIG. 8