



US00D87333S

(12) **United States Design Patent**
Choi et al.

(10) **Patent No.:** **US D873,333 S**

(45) **Date of Patent:** **** Jan. 21, 2020**

- (54) **SHREDDER**
- (71) Applicant: **Fellowes, Inc.**, Itasca, IL (US)
- (72) Inventors: **Taiwon Choi**, Glenview, IL (US);
Damian Hernandez, Oak Park, IL (US); **Dominick Padovano**, Chicago, IL (US); **Andy Gao**, Chicago, IL (US)

D616,925 S *	6/2010	Kim	D18/34.5
D724,654 S *	3/2015	Labat	D18/34.5
D748,192 S *	1/2016	Weinberg	D18/34.5
D748,235 S *	1/2016	Yamashita	D23/364
D752,132 S *	3/2016	Bordy	D18/34.5
D754,831 S *	4/2016	Yin	D23/359
D835,713 S *	12/2018	Xu	D18/34.6
2012/0091244 A1*	4/2012	Loos	B02C 18/0084 241/279

(73) Assignee: **FELLOWES, INC.**, Itasca, IL (US)

* cited by examiner

(**) Term: **15 Years**

Primary Examiner — Khawaja Anwar

(21) Appl. No.: **29/666,791**

(74) *Attorney, Agent, or Firm* — Pillsbury Winthrop Shaw Pittman LLP

(22) Filed: **Oct. 16, 2018**

(57) **CLAIM**

(51) **LOC (12) Cl.** **18-04**

The ornamental design for a shredder, as shown and described.

(52) **U.S. Cl.**

USPC **D18/34.4**

DESCRIPTION

(58) **Field of Classification Search**

USPC D15/124–134, 138, 139, 140, 141, 142,
D15/143, 135, 137, 9, 17; D18/34.1–34.4
CPC B26D 5/007; B26D 1/0006; B26D 1/015;
B26D 2210/02; B26D 5/32; B26D 5/34;
B26D 7/015; B26D 7/016; B26D 7/0625;
B26D 7/1854; B26D 7/32

See application file for complete search history.

FIG. 1 is a top perspective view of a shredder according to our design;
FIG. 2 is a front elevational view of the shredder;
FIG. 3 is a back elevational view of the shredder;
FIG. 4 is a right side elevational view of the shredder;
FIG. 5 is a left side elevational view of the shredder;
FIG. 6 is a top plan view of the shredder; and,
FIG. 7 is a bottom plan view of the shredder.

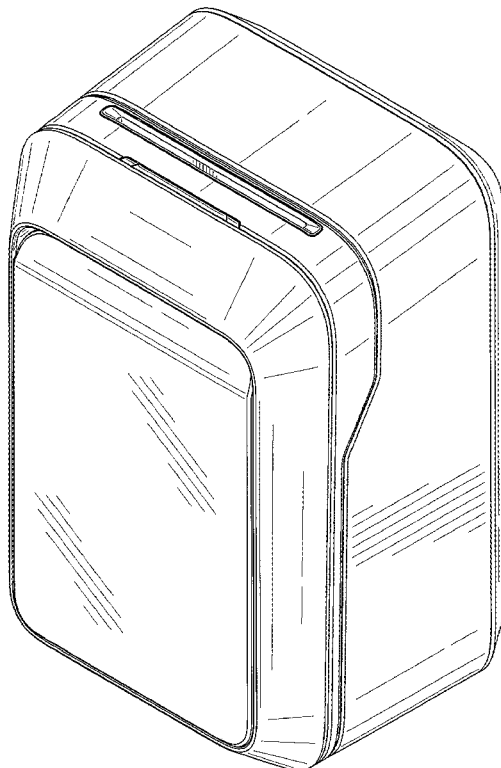
Any broken lines shown are included for the purpose of illustrating the environment of the design and form no part of the claimed design.

(56) **References Cited**

U.S. PATENT DOCUMENTS

D556,250 S *	11/2007	Kent	D18/34.6
D602,074 S *	10/2009	Holderfield	D18/34.5

1 Claim, 7 Drawing Sheets



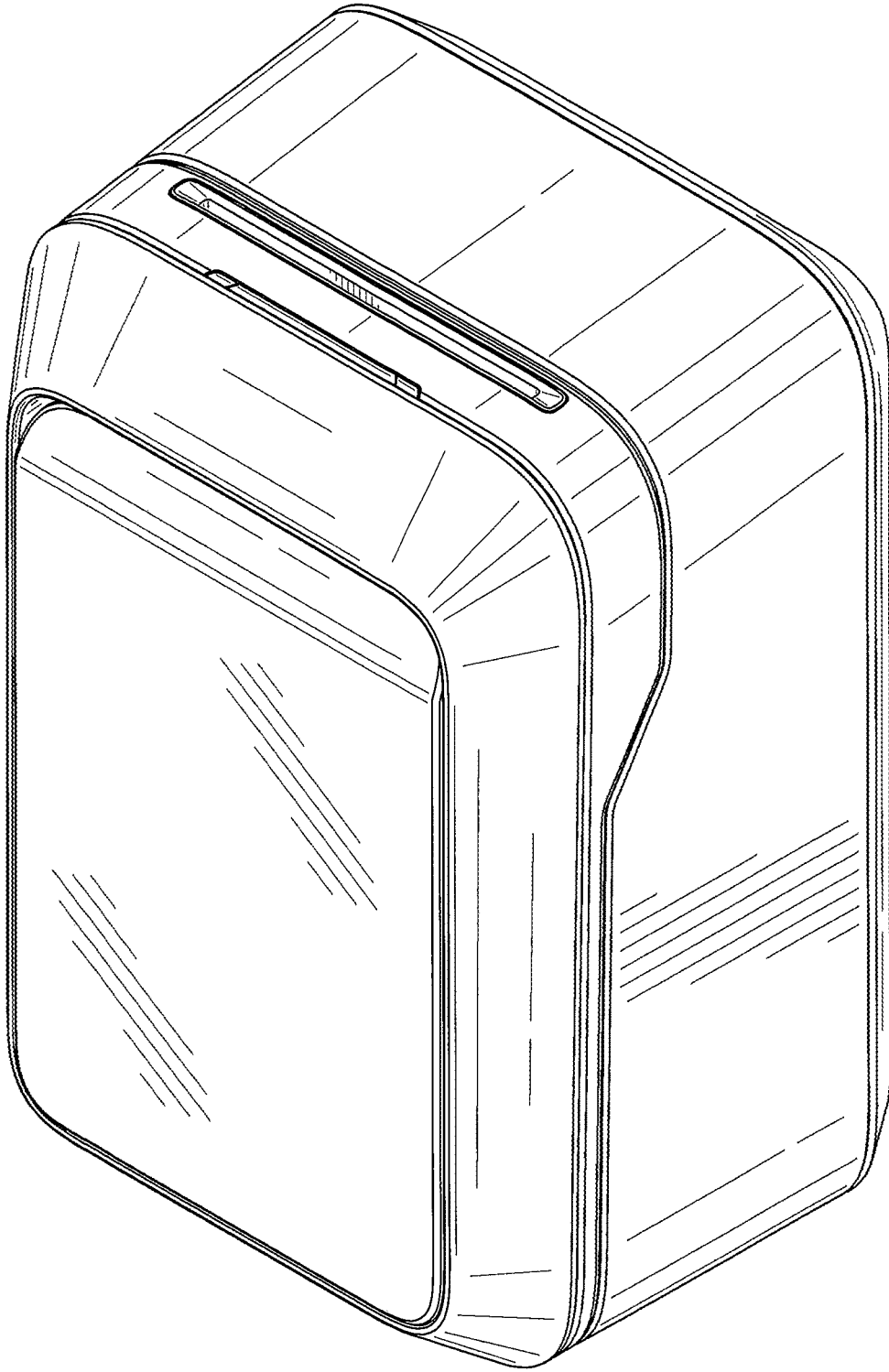


FIG. 1

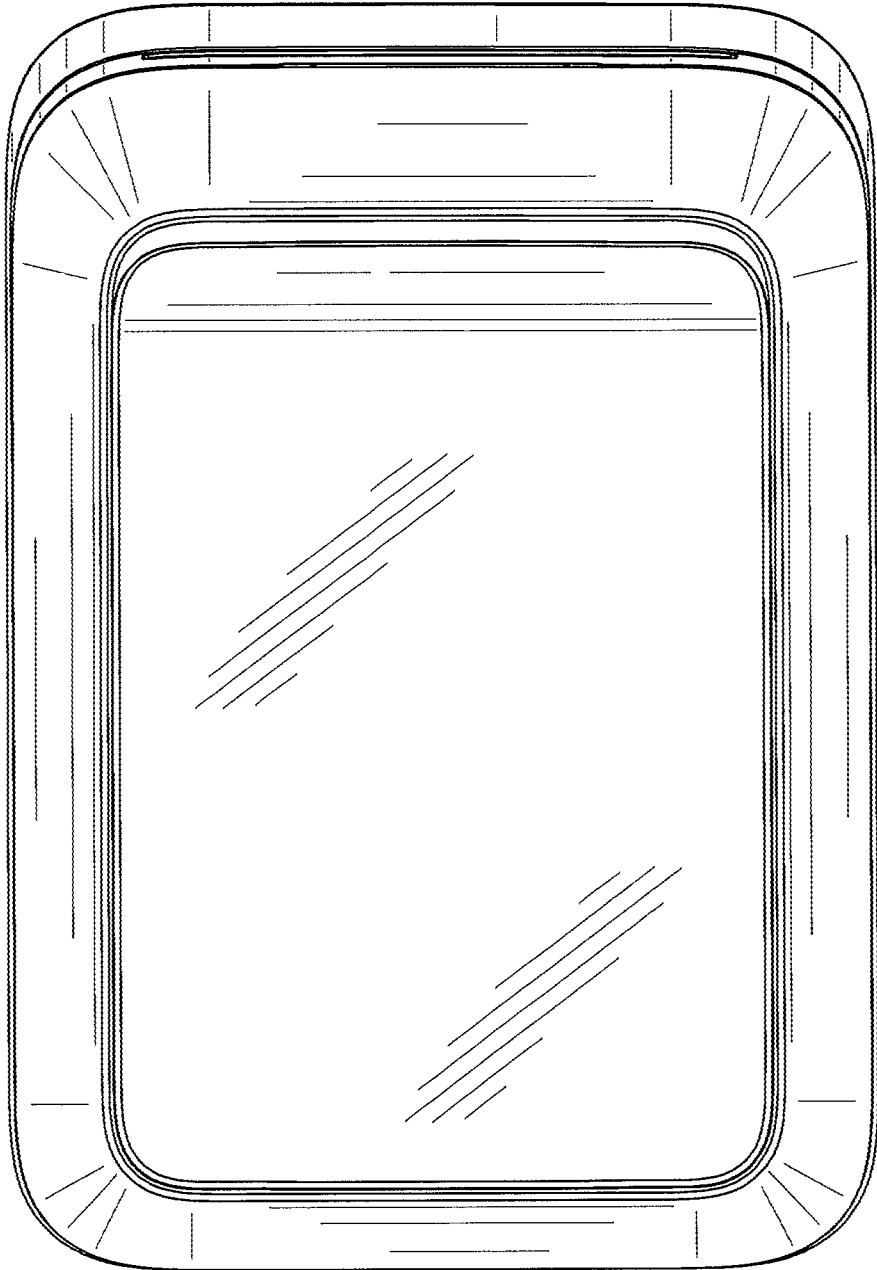


FIG. 2




FIG. 3

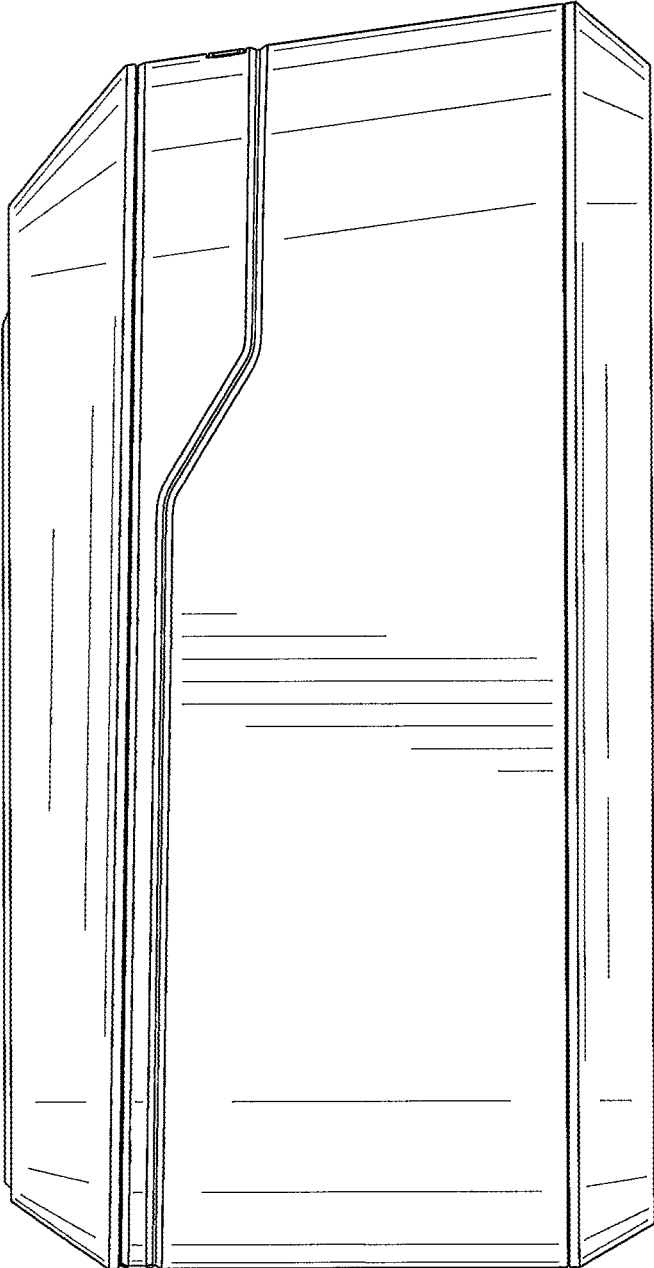


FIG. 4

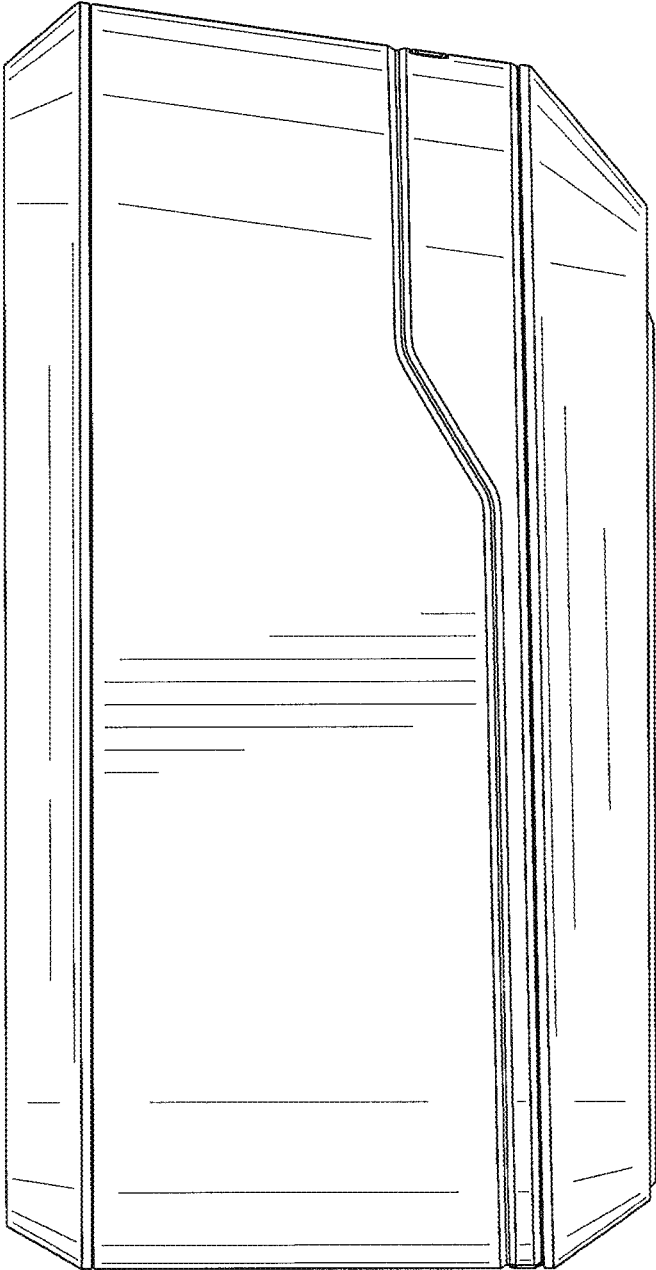


FIG. 5

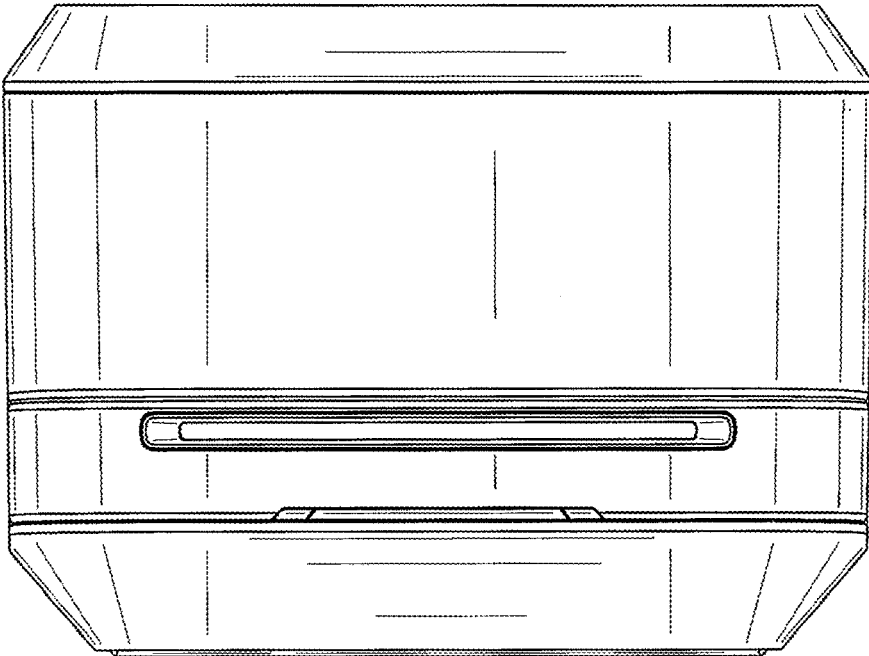


FIG. 6

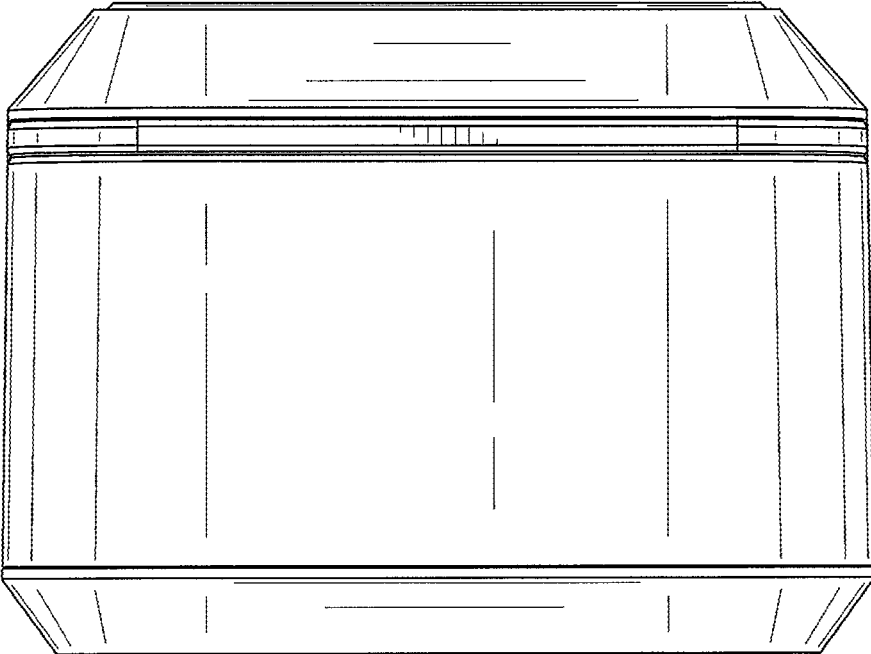


FIG. 7