



US00D585166S

(12) **United States Design Patent**
Strutt et al.

(10) **Patent No.:** **US D585,166 S**

(45) **Date of Patent:** **** Jan. 20, 2009**

(54) **RAKE ATTACHMENT FOR A BLOWER VACUUM**

(75) Inventors: **Benjamin Strutt**, Newcastle-upon-Tyne (GB); **David Barker**, Prudhoe (GB)

(73) Assignee: **Black & Decker Inc.**, Newark, DE (US)

(**) Term: **14 Years**

(21) Appl. No.: **29/293,899**

(22) Filed: **Dec. 17, 2007**

(30) **Foreign Application Priority Data**

Jun. 29, 2007 (EM) 000749320

(51) **LOC (9) Cl.** **15-05**

(52) **U.S. Cl.** **D32/25**

(58) **Field of Classification Search** D32/1,
D32/25; D8/13; 56/400.01, 400.05, 400.4,
56/400.17, 400.21, 400.2

See application file for complete search history.

(56) **References Cited**

U.S. PATENT DOCUMENTS

1,135,820	A *	4/1915	Korteum et al.	209/419
1,441,194	A *	1/1923	Forsberg	294/9
1,697,289	A *	1/1929	Rocquin	56/400.17
3,350,866	A *	11/1967	Spencer	56/400.12
4,212,150	A *	7/1980	Dmochowski	56/400.06
D314,122	S *	1/1991	Licht	D8/13

D556,410 S * 11/2007 Reyniers D32/59
2007/0234700 A1 * 10/2007 Reyniers 56/400.01

* cited by examiner

Primary Examiner—Louis S Zarfaz

Assistant Examiner—Kathleen M Sims

(74) *Attorney, Agent, or Firm*—John Yun; Bruce S. Shapiro; Wesley Muller

(57) **CLAIM**

The ornamental design for a rake attachment for a blower vacuum, as shown and described.

DESCRIPTION

FIG. 1 is an end view of a rake attachment for a blower vacuum showing my new design.

FIG. 2 is a right side view of a rake attachment for a blower vacuum according to FIG. 1.

FIG. 3 is a left side view of a rake attachment for a blower vacuum according to FIG. 1.

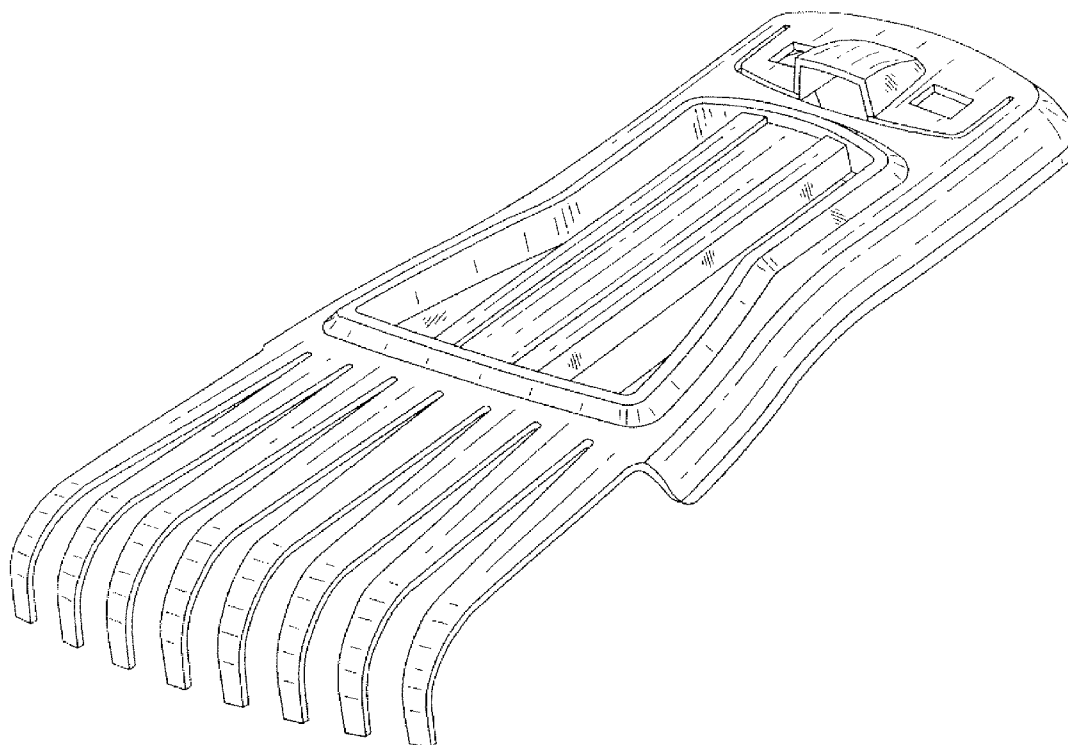
FIG. 4 is a front view of a rake attachment for a blower vacuum according to FIG. 1.

FIG. 5 is a rear view of a rake attachment for a blower vacuum according to FIG. 1.

FIG. 6 is a top perspective view of a rake attachment for a blower vacuum according to FIG. 1; and,

FIG. 7 is a bottom perspective view of a rake attachment for a blower vacuum according to FIG. 1.

1 Claim, 6 Drawing Sheets



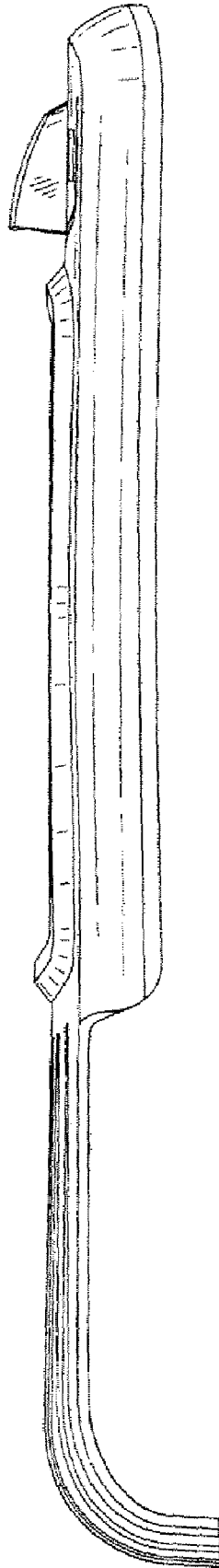


FIG.1

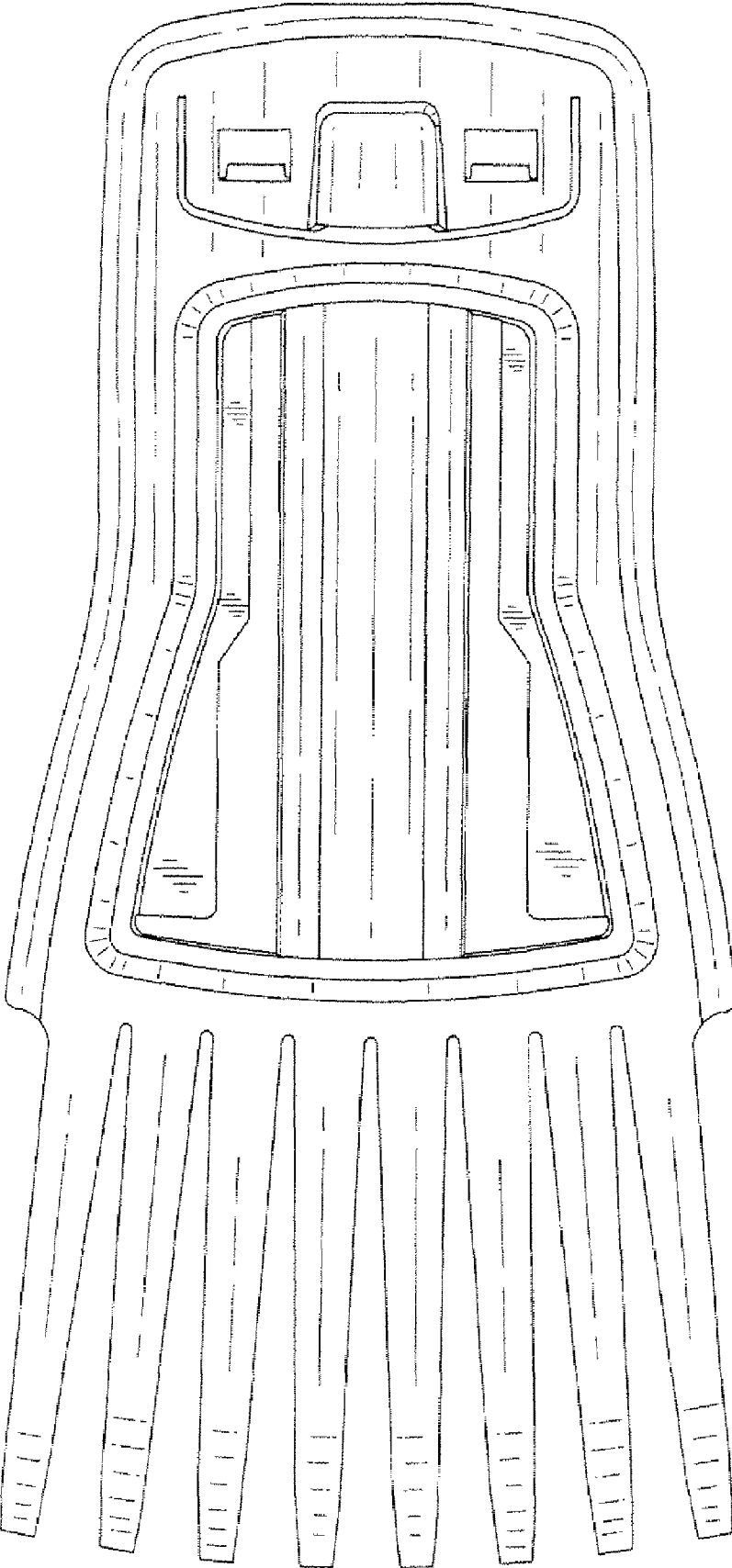


FIG.2

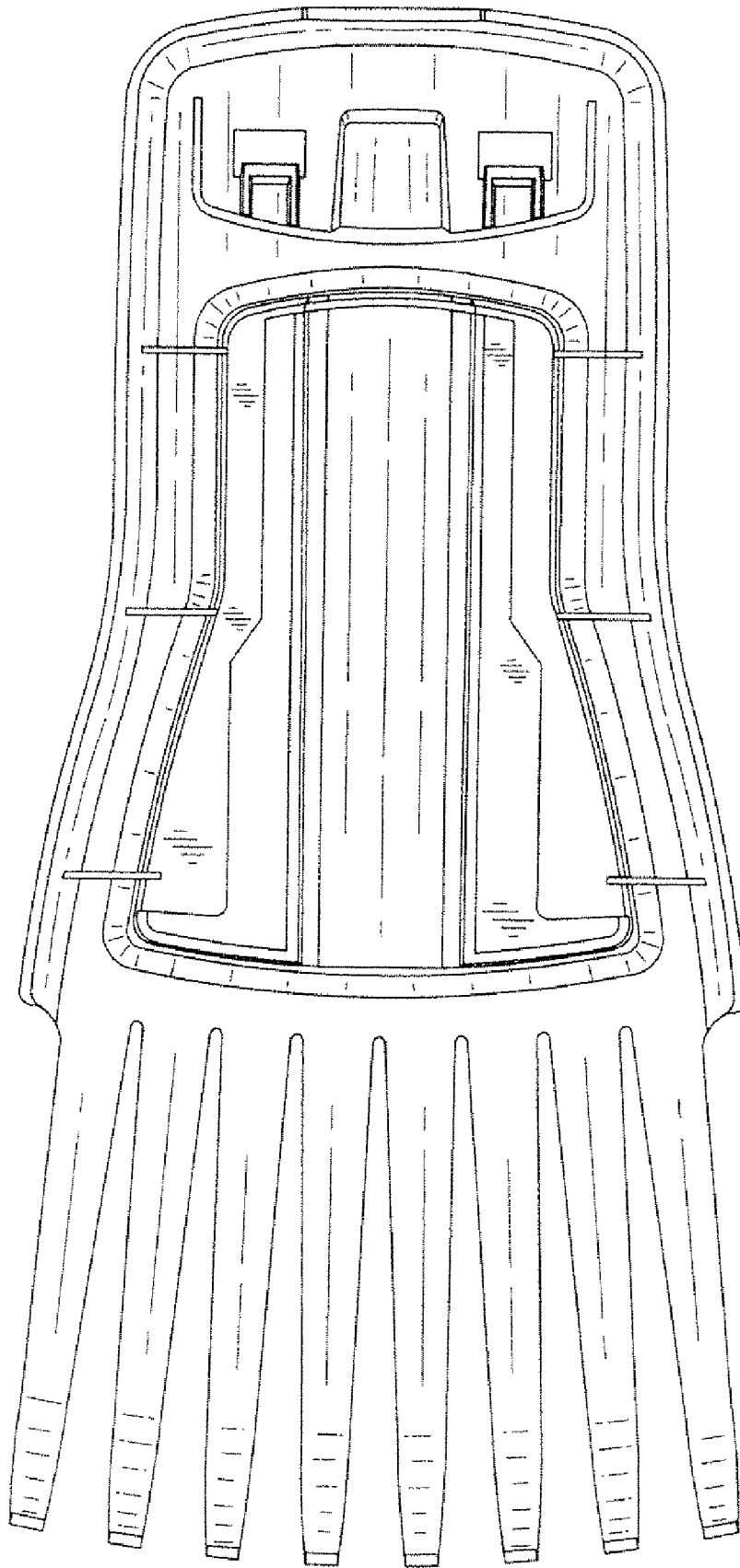


FIG.3

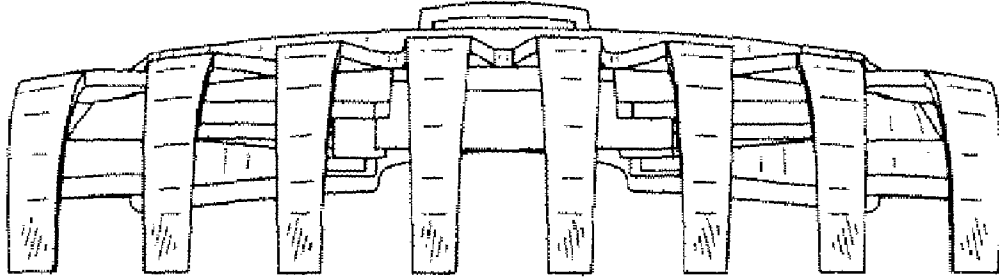


FIG. 4

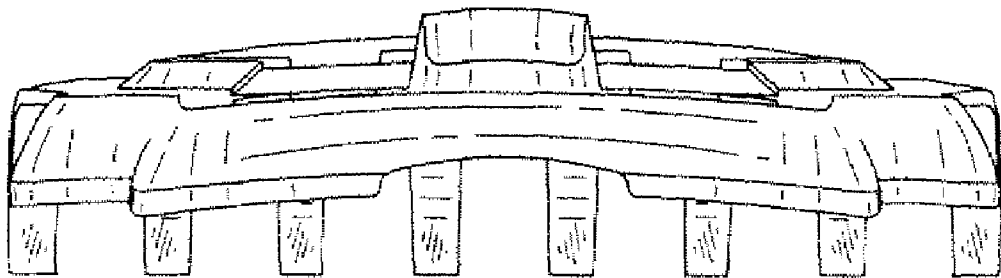


FIG. 5

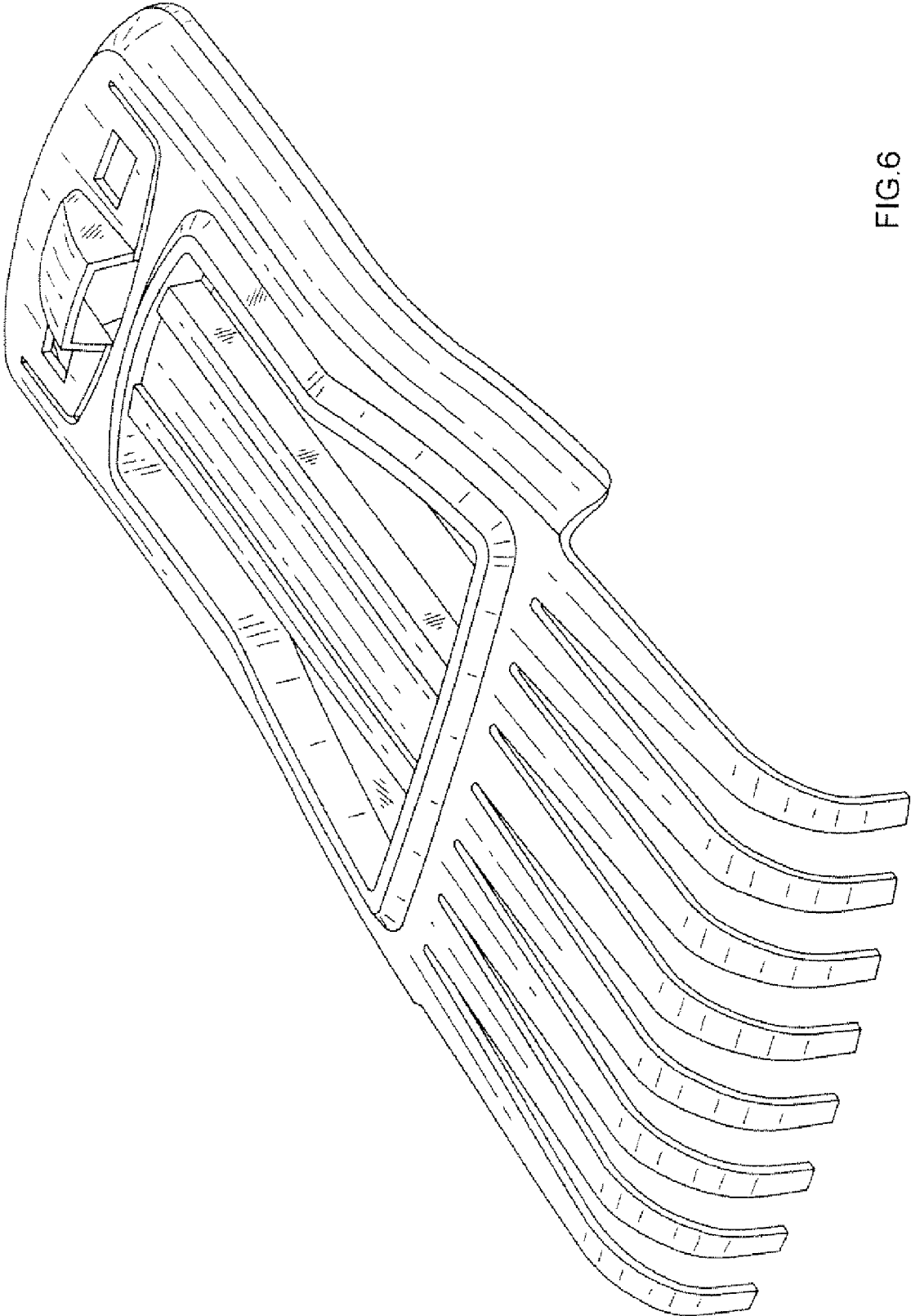


FIG.6

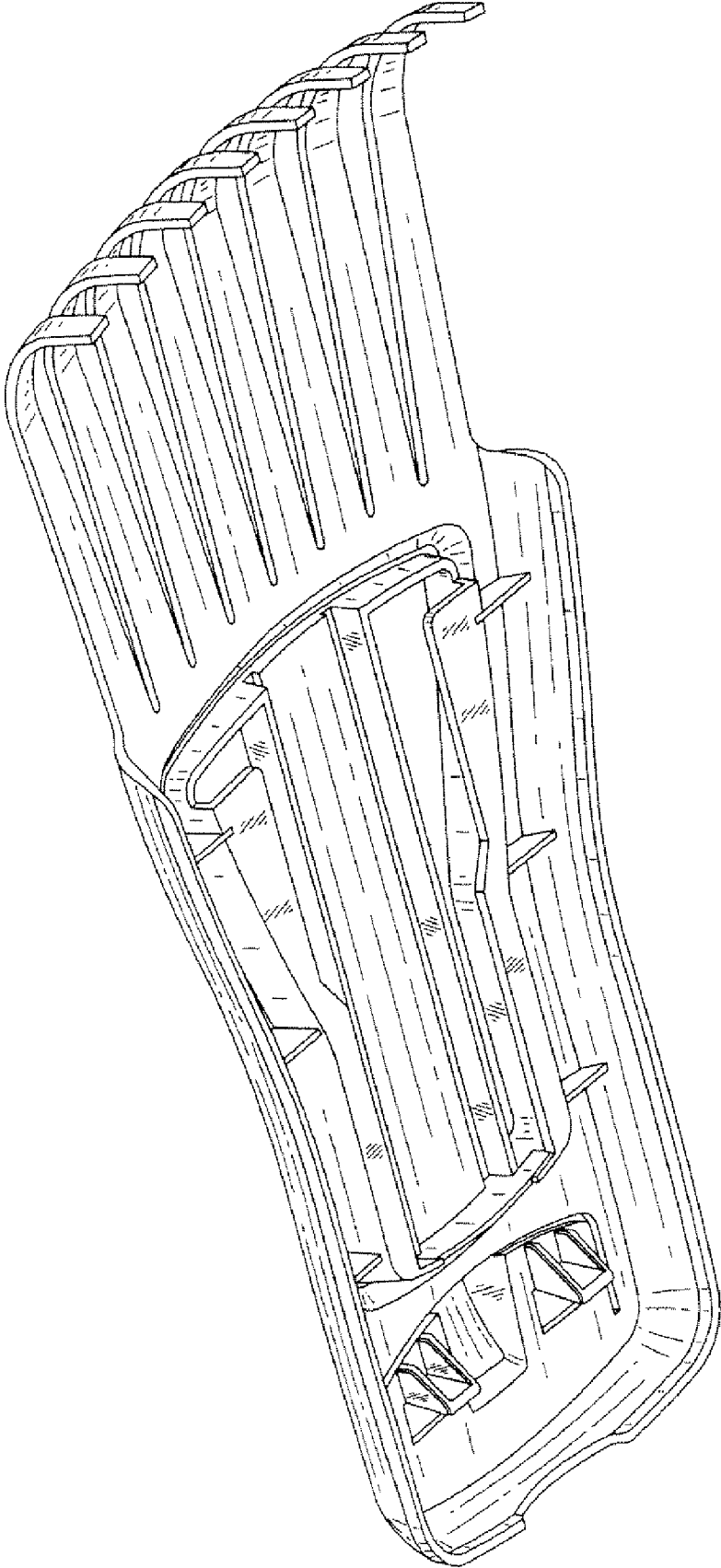


FIG.7