



US00D888288S

(12) **United States Design Patent**
McCaw

(10) **Patent No.:** **US D888,288 S**

(45) **Date of Patent:** **** Jun. 23, 2020**

(54) **TILE**

(71) Applicant: **Svetlana McCaw**, Brampton (CA)

(72) Inventor: **Svetlana McCaw**, Brampton (CA)

(**) Term: **15 Years**

(21) Appl. No.: **29/651,761**

(22) Filed: **Feb. 28, 2019**

(51) **LOC (12) CL.** **25-02**

(52) **U.S. Cl.**
USPC **D25/140; D5/63**

(58) **Field of Classification Search**
USPC ... D5/43, 44, 47, 55, 57, 59, 60, 61, 62, 63,
D5/64, 99; D6/582, 610, 613, 616;
D19/5; D20/22, 27; D25/138, 140, 143,
D25/145, 147, 148, 157, 158; D32/40
CPC .. A61F 2002/30144; A61F 2013/53916; A61F
2013/0068; A61F 2013/530562; A61F
2013/00153; B44F 3/00; B44F 7/00;
D03D 3/00; D21F 1/0027; D21H 27/02;
F41H 3/02

See application file for complete search history.

(56) **References Cited**

U.S. PATENT DOCUMENTS

D36,920 S *	5/1904	Sloan	D5/59
1,453,728 A *	5/1923	Rhodes	B44F 3/00
				434/96
D100,410 S *	7/1936	Burgess	D5/47
D126,410 S *	4/1941	Zimmerman	D5/59
D180,581 S *	7/1957	Carver	D25/158
D184,396 S *	2/1959	Jenkins	B44C 1/28
				D21/500

(Continued)

Primary Examiner — Karen S Acker

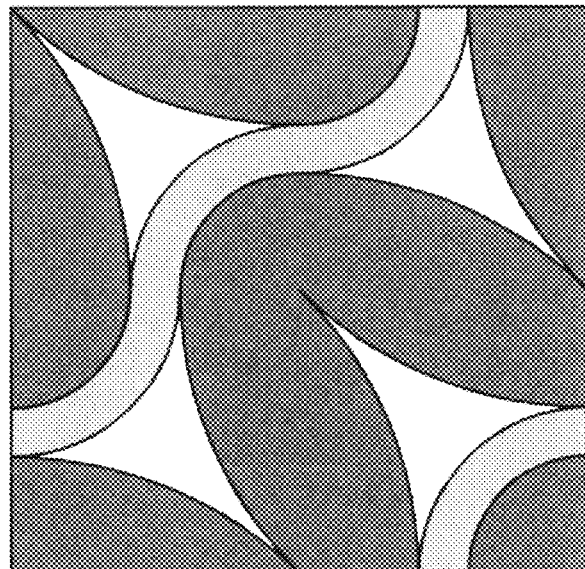

(57) **CLAIM**

The ornamental design for a tile, as shown and described.

DESCRIPTION

FIG. 1 is a top plan view of a first embodiment of a tile;
 FIG. 2 is a bottom plan view of the first embodiment of the tile of FIG. 1;
 FIG. 3 is a front elevational view of the first embodiment of the tile of FIG. 1;
 FIG. 4 is a rear elevational view of the first embodiment of the tile of FIG. 1;
 FIG. 5 is a left side elevational view of the first embodiment of the tile of FIG. 1;
 FIG. 6 is a right side elevational view of the first embodiment of the tile of FIG. 1;
 FIG. 7 is a top plan view of a second embodiment of a tile;
 FIG. 8 is a bottom plan view of the second embodiment of the tile of FIG. 7;
 FIG. 9 is a front elevational view of the second embodiment of the tile of FIG. 7;
 FIG. 10 is a rear elevational view of the second embodiment of the tile of FIG. 7;
 FIG. 11 is a left side elevational view of the second embodiment of the tile of FIG. 7;
 FIG. 12 is a right side elevational view of the second embodiment of the tile of FIG. 7;
 FIG. 13 is a top plan view of a third embodiment of a tile;
 FIG. 14 is a bottom plan view of the third embodiment of the tile of FIG. 13;
 FIG. 15 is a front elevational view of the third embodiment of the tile of FIG. 13;
 FIG. 16 is a rear elevational view of the third embodiment of the tile of FIG. 13;
 FIG. 17 is a left side elevational view of the third embodiment of the tile of FIG. 13; and,
 FIG. 18 is a right side elevational view of the third embodiment of the tile of FIG. 13.
 Gray scale shading in the drawings represents contrast in appearance.

1 Claim, 3 Drawing Sheets



(56)

References Cited

U.S. PATENT DOCUMENTS

D239,529	S *	4/1976	Mead	D25/157
D239,530	S *	4/1976	Mead	D25/157
D249,966	S *	10/1978	Marquis	D25/161
4,177,305	A *	12/1979	Feingold	B44C 3/123 273/157 R
D299,873	S *	2/1989	Jennings	D25/157
D425,633	S *	5/2000	Hunter	D25/138
D571,936	S *	6/2008	Juhasz	D25/157
D582,164	S *	12/2008	Mark	B41K 1/06 D5/59
7,968,165	B2 *	6/2011	Barnes	A47G 27/0275 428/48
D718,540	S *	12/2014	Olson	A47B 13/088 D5/59
9,743,756	B2 *	8/2017	Casanovas Rodriguez	A47B 13/088
D806,906	S *	1/2018	Kitajima	D25/138
D857,928	S *	8/2019	Darrow	D25/138
2006/0180039	A1 *	8/2006	Leite	B41K 1/06 101/368
2011/0126483	A1 *	6/2011	Garcia Dorado	B44C 1/28 52/311.2
2014/0339298	A1 *	11/2014	Lacoste	C09J 7/29 235/375

* cited by examiner



Fig. 3



Fig. 5




Fig. 1



Fig. 6



Fig. 4




Fig. 2




Fig. 9



Fig. 11




Fig. 7



Fig. 12




Fig. 10




Fig. 8




Fig. 15



Fig. 17




Fig. 13



Fig. 18



Fig. 16




Fig. 14