

(19) World Intellectual Property
Organization
International Bureau



(43) International Publication Date
17 March 2005 (17.03.2005)

PCT

(10) International Publication Number
WO 2005/025158 A1

(51) International Patent Classification⁷: **H04L 12/58**

(21) International Application Number:
PCT/EP2004/052089

(22) International Filing Date:
8 September 2004 (08.09.2004)

(25) Filing Language: English

(26) Publication Language: English

(30) Priority Data:
10/660,008 11 September 2003 (11.09.2003) US

(71) Applicant (for all designated States except US): **INTERNATIONAL BUSINESS MACHINES CORPORATION** [US/US]; New Orchard Road, Armonk, New York 10504 (US).

(71) Applicant (for MG only): **IBM UNITED KINGDOM LIMITED** [GB/GB]; PO Box 41, North Harbour, Portsmouth Hampshire PO6 3AU (GB).

(72) Inventor; and

(75) Inventor/Applicant (for US only): **BAN, Oliver** [US/US]; 9809 Cinnabar Trail, Austin, Texas 78726 (US).

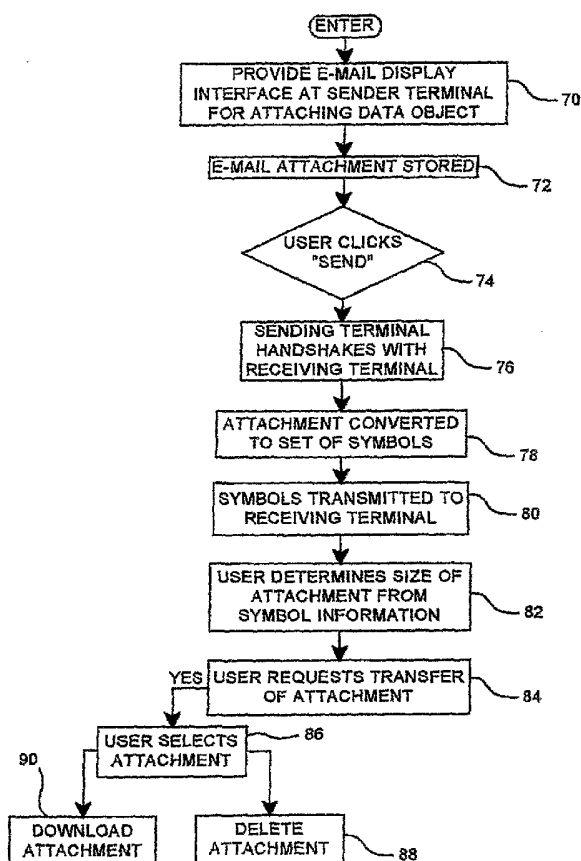
(74) Agent: **WILLIAMS, Julian, David**; IBM United Kingdom Limited, Intellectual Property Law, Hursley Park, Winchester Hampshire SO21 2JN (GB).

(81) Designated States (unless otherwise indicated, for every kind of national protection available): AE, AG, AL, AM, AT, AU, AZ, BA, BB, BG, BR, BW, BY, BZ, CA, CH, CN, CO, CR, CU, CZ, DE, DK, DM, DZ, EC, EE, EG, ES, FI, GB, GD, GE, GH, GM, HR, HU, ID, IL, IN, IS, JP, KE, KG, KP, KR, KZ, LC, LK, LR, LS, LT, LU, LV, MA, MD, MG, MK, MN, MW, MX, MZ, NA, NI, NO, NZ, OM, PG, PH, PL, PT, RO, RU, SC, SD, SE, SG, SK, SL, SY, TJ, TM, TN, TR, TT, TZ, UA, UG, US, UZ, VC, VN, YU, ZA, ZM, ZW.

(84) Designated States (unless otherwise indicated, for every kind of regional protection available): ARIPO (BW, GH,

[Continued on next page]

(54) Title: METHOD AND APPARATUS FOR FAST COMMUNICATION WITH SYMBOL LINKED OBJECT BASED SYSTEM



(57) Abstract: A method and apparatus for fast communication with a symbol linked object based system is useful in allowing a user to maintain control over the user's system when receiving an E-mail with a large attachment. The current art requires selecting and downloading an E-mail attachment to determine its size, which can result in a time consuming transfer of unwanted data to the user's system and causes the user to lose control of the system during the lengthy downloading process. Separate files can be created and stored with the E-mail attachment while converting information about the size of the attachment into a set of symbols linked to the attachment sent to the E-mail recipient with the E-mail. The recipient can then determine whether to select, download or delete the attachment to which the symbols are linked.



GM, KE, LS, MW, MZ, NA, SD, SL, SZ, TZ, UG, ZM, ZW), Eurasian (AM, AZ, BY, KG, KZ, MD, RU, TJ, TM), European (AT, BE, BG, CH, CY, CZ, DE, DK, EE, ES, FI, FR, GB, GR, HU, IE, IT, LU, MC, NL, PL, PT, RO, SE, SI, SK, TR), OAPI (BF, BJ, CF, CG, CI, CM, GA, GN, GQ, GW, ML, MR, NE, SN, TD, TG).

Published:

— *with international search report*

For two-letter codes and other abbreviations, refer to the "Guidance Notes on Codes and Abbreviations" appearing at the beginning of each regular issue of the PCT Gazette.

Description

METHOD AND APPARATUS FOR FAST COMMUNICATION WITH SYMBOL LINKED OBJECT BASED SYSTEM

Technical Field

- [001] The present invention relates to electronic mail (E-mail) messages transmitted over communication networks such as the World Wide Web (Web) to display terminals, and particularly to large attachments to the E-mail messages.

Background Art

- [002] The past decade has been marked by a technological revolution driven by the convergence of the data processing industry with the consumer electronics industry. The effect has, in turn, driven technologies that have been known and available but relatively quiescent over the years. A major one of these technologies is the Internet of Web related distribution of documents. The Web or Internet, which had quietly existed for over a generation as a loose academic and government data distribution facility, reached, "critical mass" and commenced a period of phenomenal expansion. With this expansion, businesses and consumers have direct access to all matter of documents and media through the Web. Also, as a result, of the rapid expansion of the Web, E-mail, which has been distributed for over 25 years over smaller private and specific purpose networks, has moved into distribution over the Web because of the vast distribution channels that are available.
- [003] The availability of extensive E-mail distribution channels has made it possible to keep all necessary parties in business, government and public organizations completely informed of all transactions that they need to know about at almost nominal costs. Such communication can also include large attachments that are time consuming to download, which causes a receiving terminal to lose control of its terminal while the applications and the channel are finishing the downloading process. Currently, a user of the receiving terminal is not notified of the size of an attachment before beginning to download it.

Disclosure of Invention

- [004] The present invention provides a method and apparatus for fast communication over the Web via E-mails with large attachments. The present invention allows a user in a communication network for E-mail distribution between data processor controlled interactive display terminals, including a sending terminal and a receiving terminal, to determine the size of an E-mail attachment before selecting and downloading the attachment. The sending terminal stores data as a body and an attachment for sending with the E-mail. The sending terminal handshakes with the receiving terminal and

converts the data in the sending terminal into a set of symbols that contain information regarding the size of an object to which it is linked. Then the symbols are transmitted from the sending terminal to the receiving terminal without transferring the data objects to which they correspond, allowing a user to determine the size of the data objects before selecting, downloading, or deleting the data objects.

- [005] The present invention is particularly useful to users of a computer system who receive E-mails with large attachments who want to maintain control of their systems while determining whether to select, download, or delete E-mail attachments.

Brief Description of the Drawings

- [006] A preferred embodiment of the present invention will now be described, by way of example only, with reference to the accompanying drawings, in which:
- [007] **Fig. 1** is a block diagram of a data processing system including a central processing unit and network connections via a communications adapter that is capable of implementing the interactive display terminals, as well as servers in the Internet or Web E-mail distribution of preferred embodiments of the present invention;
- [008] **Fig. 2** is a generalized view of an E-mail distribution system in a Web or Internet that may be used in the practice of preferred embodiments of the present invention;
- [009] **Fig. 3** is a diagrammatic illustration of an interactive display interface used for the writing of an E-mail document where the attachment is a set of symbols indicating the size of the attachment to which it is linked; and
- [010] **Fig. 4** is an illustrative flowchart describing the setting up of the functions to store an attachment separately from its E-mail while converting it to a set of symbols indicating the size of the attachment linked to the attachments

Mode for the Invention

- [011] Referring to Fig. 1, a typical data processing system is shown which may function as the computer network terminal or Web station used conventionally as any of the sending or receiving Web stations for electronic mail transmission; the system shown is also illustrative of any of the server computers used for the Web E-mail distribution to be described in greater detail with respect to Fig. 2.
- [012] A central processing unit (CPU) 10, may be one of the commercial microprocessors in personal computers available from International Business Machines Corporation (IBM) or Dell Corporation; when the system shown is used as a server computer at the Web distribution site, to be subsequently described, then a workstation is preferably used, e.g. RISC System/6000™ (RS/6000) series available from IBM. The CPU 10 is interconnected to various other components by system bus 12. An operating system 41 runs on a CPU 10, provides control and is used to coordinate the functions of the various components of Fig. 1. Operating system 41 may be one of the commercially

available operating systems such as IBM's AIX 5L™ operating system; Microsoft's Windows XP™; or Windows2000™, as well as other UNIX and AIX operating systems. Application programs 40, controlled by the system, are moved into and out of the main memory Random Access Memory (RAM) 14. These programs include the programs of preferred embodiments of the present invention for faster communication with a symbol linked object based system by separately storing an E-mail from its attachment in a sending terminal, transmitting information regarding the size of the attachment to a receiving terminal, and allowing the user of the receiving terminal to make an informed decision regarding whether to select, download or delete the attachment. Where the computer system shown functions as the receiving Web station, then any conventional Web browser application program, such as Microsoft's Internet Explorer™, will be available for accessing E-mail from the Web and for sending E-mail to the Web from the network station. A Read Only Memory (ROM) 16 is connected to CPU 10 via bus 12 and includes the Basic Input/Output System (BIOS) that controls the basic computer functions. RAM 14, I/O adapter 18 and communications adapter 34 are also interconnected to system bus 12. I/O adapter 18 communicates with the disk storage device 20. Communications adapter 34 interconnects bus 12 with the outside network enabling the computer system to communicate with other such computers over the Web or Internet. The latter two terms are meant to be generally interchangeable and are so used in the present description of the distribution network. I/O devices are also connected to system bus 12 via user interface adapter 22 and display adapter 36. Keyboard 24 and mouse 26 are all interconnected to bus 12 through user interface adapter 22. It is through such input devices that the user at a receiving station may interactively relate to the Web in order to access Web documents. Display adapter 36 includes a frame buffer 39, which is a storage device that holds a representation of each pixel on the display screen 38. Images may be stored in frame buffer 39 for display on monitor 38 through various components, such as a digital to analog converter (not shown) and the like. By using the aforementioned I/O devices, a user is capable of inputting information to the system through the keyboard 24 or mouse 26 and receiving output information from the system via display 38.

- [013] Before going further into the details of specific embodiments, it will be helpful to understand from a more general perspective the various elements and methods that may be related to preferred embodiments of the present invention. An understanding of networks and their operating principles would be helpful. We will not go into great detail in describing the networks to which preferred embodiments of the present invention are applicable. Reference has also been made to the applicability of the present ideas to a global network, such as the Internet or Web. For details on Internet

nodes, objects and links, reference is made to the text, Mastering the Internet, G.H. Cady et al., published by Sybex Inc., Alameda, Ca, 1996. The Internet or Web is a global network of a heterogeneous mix of computer technologies and operating systems. Higher level objects are linked to the lower level objects in the hierarchy through a variety of network server computers. E-mail is distributed through such a network.

[014] A generalized diagram of a portion of the Web for illustration of the E-mail distribution system in accordance with preferred embodiments of the present invention is shown in Fig. 2. The computer controlled display terminals 11 and 13 have displays 57 upon which E-mail documents 56 may be created by senders and displayed. Terminals 11 and 15 may be implemented by the computer system set up in Fig. 1, and connection 58 (Fig. 2) is the network connection shown in Fig. 1. For purposes of the present embodiment, terminals 11 and 13 serve as a Web display station for the sending of E-mail via the display interfaces to be described with respect to Figs. 3 through 6 via Web browser programs. Reference may be made to the above-mentioned Mastering the Internet, pp. 136-147, for typical connections between local display stations to the Web via network servers, any of which may be used to implement the system on which preferred embodiments of the present invention are used. In the typical set up shown, terminals are connected via, for example, host dial connections (not shown) to server 45 provided by a Web Service Provider that in turn accesses the Web 50 via connection 51 to a Web access server 53 and connection 61. For the purpose of this embodiment, E-mail is created on either terminal 11 or 13, and sent over the Web 50 to receiving terminals 15, 19 or 21. It can be important to separate storage at the sending terminal of the E-mail with information about its attachment, and the full attachment. This is illustrated on terminal 13 wherein the E-mail attachment is stored separately, e.g. in the form of a folder.

[015] In Fig. 3 there is illustrated an E-mail document or letter 35 being created by a sender as shown in Fig. 2, e.g. E-mail on sending terminals 13. The sender writes the message and attaches the attachment 31 or data object. When the sender clicks on the send button 33, the sending terminal 13 stores the attachment 31 in a separate file folder from the E-mail message being sent. The sending terminal 13 handshakes with the receiving terminal 11 and converts the attachment in the sending terminal 13 into a set of symbols 37 that contain information regarding the size of the attachment 31 to which it is linked. The sending terminal 13 is able to transmit these symbols 37 to the receiving terminal 11 without transferring the attachment 31 to which the symbols 37 are linked. The user of the receiving terminal 11 can determine from the information received in the symbols 37 the size of the attachment 31, and make a decision about whether to select, download or delete the attachment 31. This prevents a user of a

receiving terminal 11 from losing control of the system by unknowingly selecting a large attachment that ties up the user's system for a long period of time.

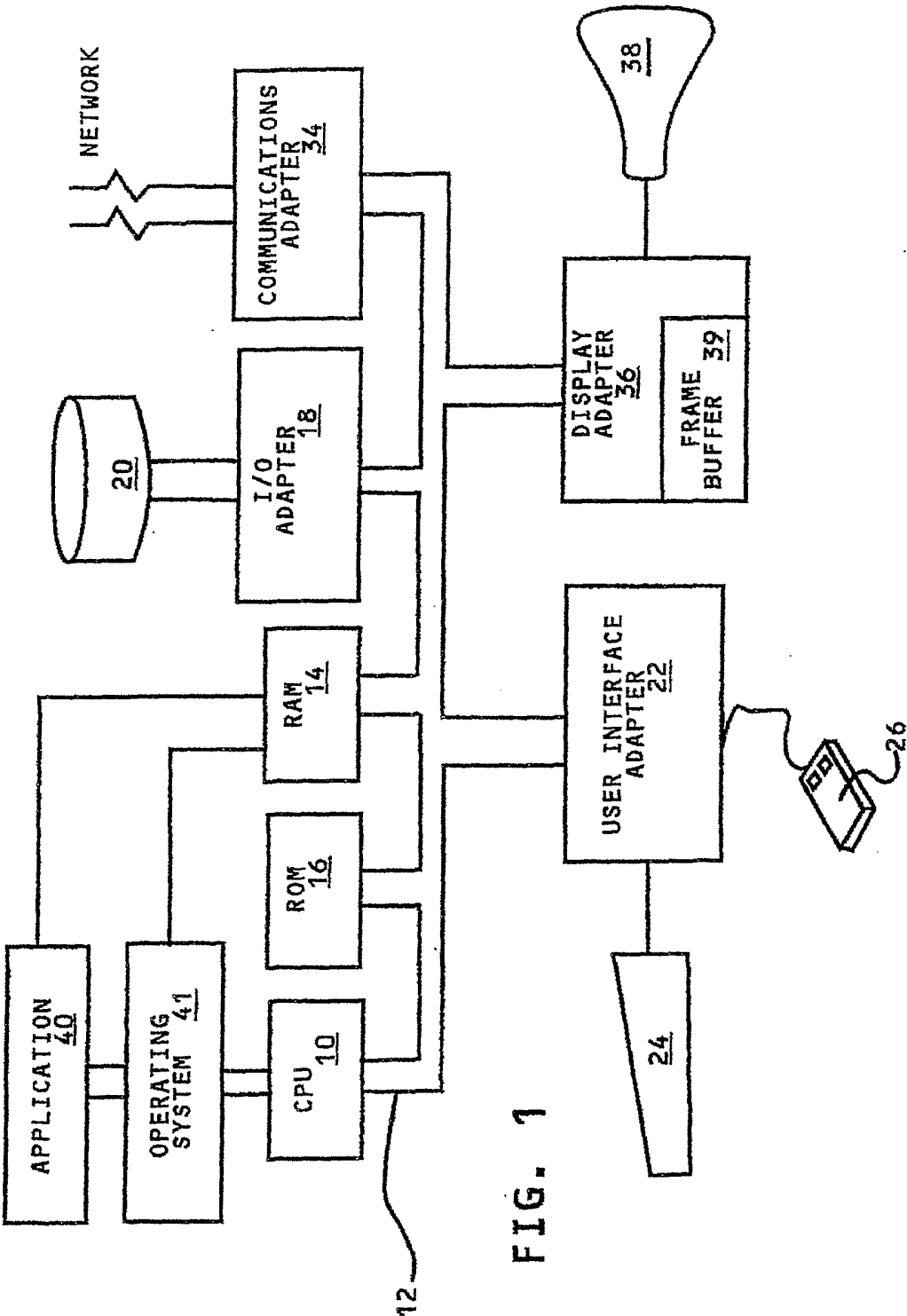
[016] Fig. 4 is a flowchart showing the development of a process in accordance with preferred embodiments of the present invention for enabling receivers of electronic mail with attachments to make an informed decision about whether to select, download or delete the attachment. At the display terminal of the E-mail sender there is provided an interface enabling the sender to attach an attachment or data object, step 70. The attachment is stored in the sending terminal, step 72. When the user of the sending terminal sends the E-mail with the attachment, step 74, the sending terminal handshakes with the receiving terminal, step 76. The attachment is converted into a set of symbols containing information about the size of the attachment to which the attachment is linked, step 78. The symbols are transmitted to the receiving terminal without transferring the attachment, step 80. The user of the receiving terminal determines from the symbols the size of the attachment, step 82. The attachments are transferred to the receiving terminal if requested by the user of the sending terminal, step 84. With regard to the attachment, the user of the receiving terminal can select, step 86, delete, step 88, or download, step 90.

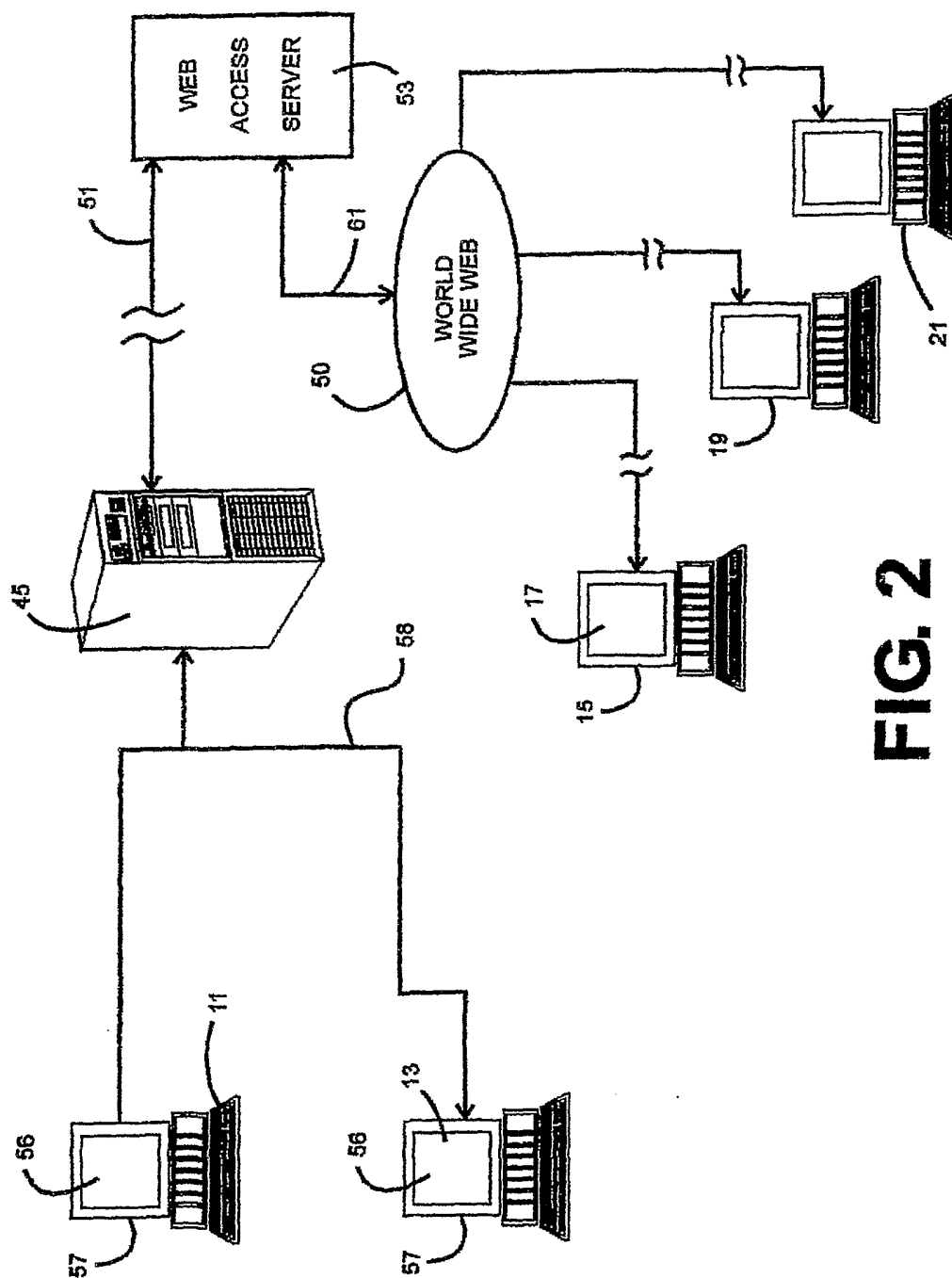
[017] One of the preferred implementations of a preferred embodiment of the present invention is in application program 40 made up of programming steps or instructions resident in RAM 14, Fig. 1, of Web server computers during various Web operations. Until required by the computer system, the program instructions may be stored in another readable medium, e.g. in disk drive 20, or in a removable memory, such as an optical disk for use in a CD ROM computer input or in a floppy disk for use in a floppy disk drive computer input. Further, the program instructions may be stored in the memory of another computer prior to use in the system of a preferred embodiment of the present invention and transmitted over a Local Area Network (LAN) or a Wide Area Network (WAN), such as the Internet, when required by the user. One skilled in the art will appreciate that the processes controlling preferred embodiments of the present invention are capable of being distributed in the form of computer readable media of a variety of forms.

Claims

- [001] In a communication network for electronic mail distribution between data processor controlled interactive display terminals, a sending terminal comprising: means for storing data as a body and an attachment for sending with electronic mail; means for handshaking with a receiving terminal; means for converting data in the sending terminal into a set of symbols that contain information regarding an object to which said data is linked; means for transmitting symbols to the receiving terminal without transferring data objects; and means for transferring the data objects in response to requests by the receiving terminal.
- [002] The electronic mail communication network of claim 1 further comprising means for determining from said symbols a size of their corresponding data object.
- [003] The electronic mail communication network of claim 2 further comprising means responsive to a request from the receiving terminal to select a data object from the sending terminal.
- [004] The electronic mail communication network of claim 3 further comprising means responsive to a request from the receiving terminal to download a data object from the sending terminal.
- [005] The electronic mail communication network of claim 3 further comprising means responsive to a request from the receiving terminal to delete a data object from the sending terminal.
- [006] The electronic mail communication network of claim 2 wherein: said means for storing a symbol of said data object separately from its corresponding data object is a separate file folder at the terminal.
- [007] The electronic mail communication network of claim 6 further comprising means for separately transmitting said symbol from said data object.
- [008] A method for fast communication with a symbol linked object based system in a communication network for electronic mail distribution between data processor controlled interactive display terminals including the steps of: storing, at a sending terminal, data as a body and an attachment for sending with electronic mail; handshaking, by the sending terminal with a receiving terminal; converting data in the sending terminal into a set of symbols that contain information regarding an object to which said data is linked; transmitting symbols from the sending terminal to the receiving terminal without transferring data objects; and transferring the data objects from the sending terminal in response to requests by the receiving terminal.
- [009] A computer program having code recorded on a computer readable medium for fast communication with a symbol linked object based system in a com-

munication network for electronic mail distribution between data processor controlled interactive display terminals, a sending terminal comprising: means for storing data as a body and an attachment for sending with electronic mail; means for handshaking with a receiving terminal; means for converting data into a set of symbols that contain information regarding an object to which said data is linked; means for transmitting to the receiving terminal without transferring data objects; and means for transferring the data objects in response to requests by the receiving terminal.



**FIG. 2**

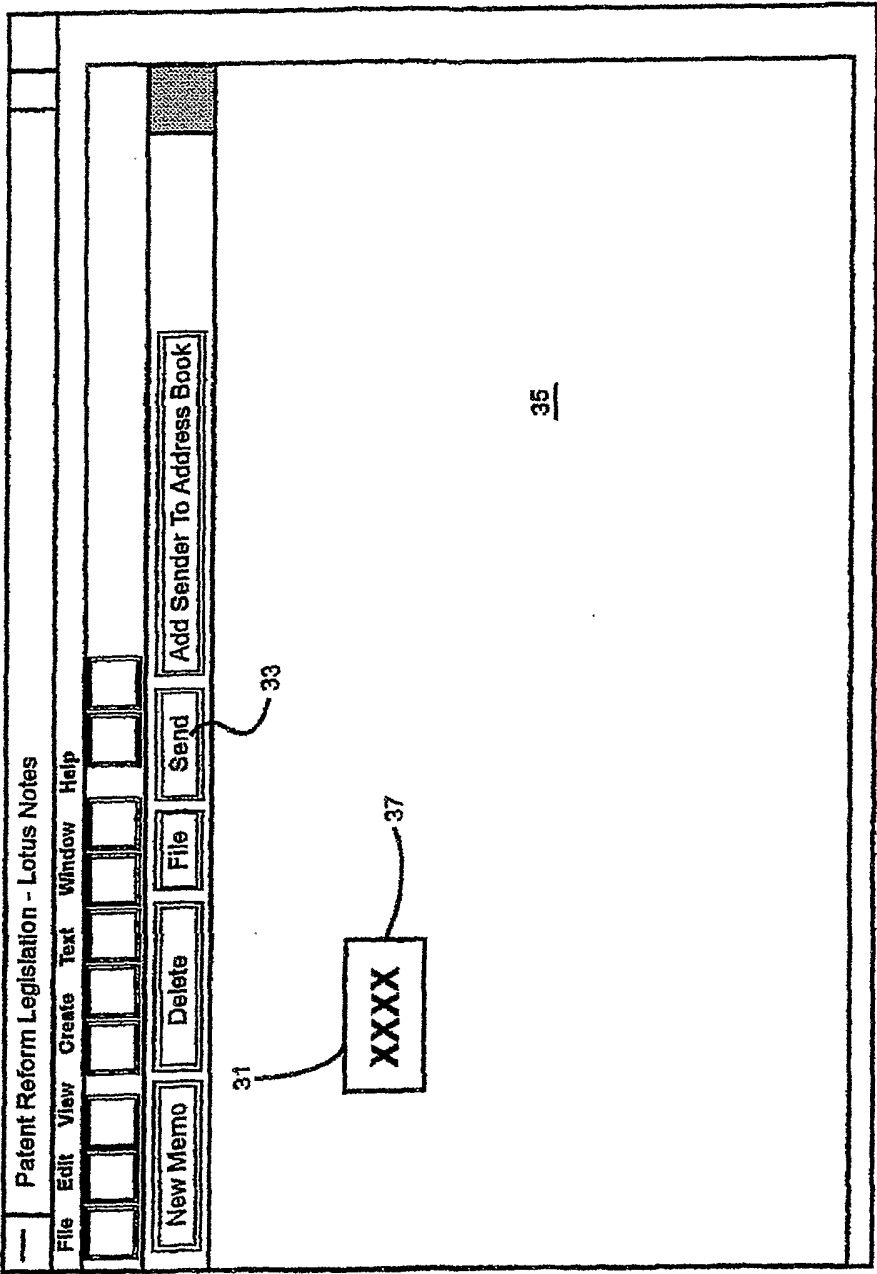
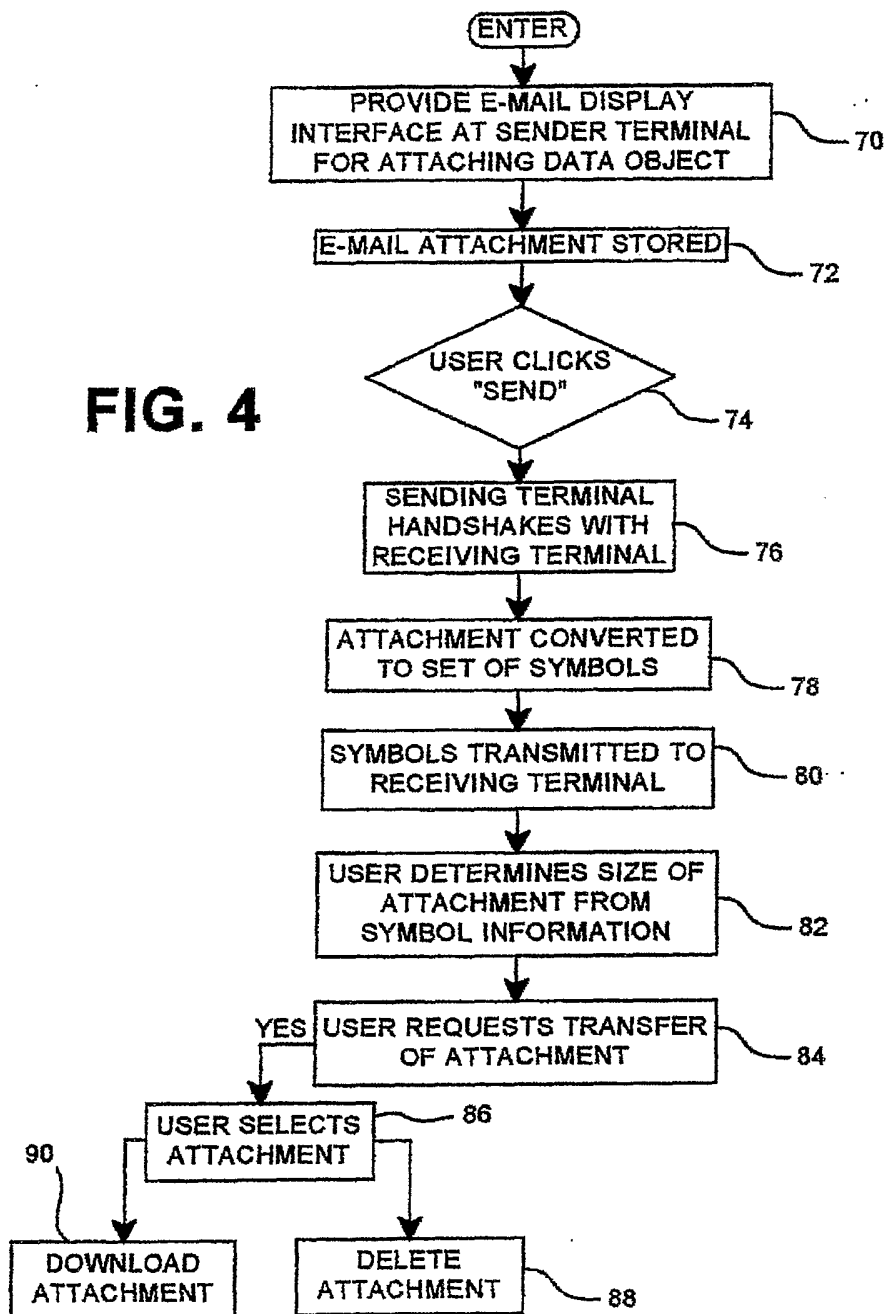


FIG. 3

FIG. 4



INTERNATIONAL SEARCH REPORT

International Application No

PCT/EP2004/052089

A. CLASSIFICATION OF SUBJECT MATTER
IPC 7 H04L12/58

According to International Patent Classification (IPC) or to both national classification and IPC

B. FIELDS SEARCHED

Minimum documentation searched (classification system followed by classification symbols)
IPC 7 H04L

Documentation searched other than minimum documentation to the extent that such documents are included in the fields searched

Electronic data base consulted during the international search (name of data base and, where practical, search terms used)

EPO-Internal, WPI Data, PAJ

C. DOCUMENTS CONSIDERED TO BE RELEVANT

Category *	Citation of document, with indication, where appropriate, of the relevant passages	Relevant to claim No.
X	US 2001/054073 A1 (RUPPERT WERNER ET AL) 20 December 2001 (2001-12-20) abstract paragraph '0007! - paragraph '0011! paragraph '0029! - paragraph '0033! paragraph '0039! - paragraph '0040! figure 2A figure 2B	1-9
X	US 5 781 901 A (KUZMA ANDREW J) 14 July 1998 (1998-07-14) abstract column 4, line 49 - column 5, line 24 column 5, line 45 - line 50 column 6, line 60 - column 7, line 43 figure 4 figure 7 ----- -/--	1-9

☒ Further documents are listed in the continuation of box C.

☒ Patent family members are listed in annex.

° Special categories of cited documents :

A document defining the general state of the art which is not considered to be of particular relevance

E earlier document but published on or after the international filing date

L document which may throw doubts on priority claim(s) or which is cited to establish the publication date of another citation or other special reason (as specified)

O document referring to an oral disclosure, use, exhibition or other means

P document published prior to the international filing date but later than the priority date claimed

T later document published after the international filing date or priority date and not in conflict with the application but cited to understand the principle or theory underlying the invention

X document of particular relevance; the claimed invention cannot be considered novel or cannot be considered to involve an inventive step when the document is taken alone

Y document of particular relevance; the claimed invention cannot be considered to involve an inventive step when the document is combined with one or more other such documents, such combination being obvious to a person skilled in the art.

* & * document member of the same patent family

Date of the actual completion of the international search

3 December 2004

Date of mailing of the international search report

15/12/2004

Name and mailing address of the ISA

European Patent Office, P.B. 5818 Patentlaan 2
NL - 2280 HV Rijswijk
Tel. (+31-70) 340-2040, Tx. 31 651 epo nl,
Fax: (+31-70) 340-3016

Authorized officer

Poppe, F

INTERNATIONAL SEARCH REPORT

International Application No
PCT/EP2004/052089

C.(Continuation) DOCUMENTS CONSIDERED TO BE RELEVANT		
Category °	Citation of document, with indication, where appropriate, of the relevant passages	Relevant to claim No.
X	<p>US 6 505 236 B1 (POLLACK JORDAN) 7 January 2003 (2003-01-07) abstract column 1, line 56 - column 3, line 48 -----</p>	1-9

INTERNATIONAL SEARCH REPORT

International Application No
PCT/EP2004/052089

Patent document cited in search report		Publication date		Patent family member(s)		Publication date
US 2001054073	A1	20-12-2001	DE	10064627 A1		09-08-2001
			JP	2001251361 A		14-09-2001
<hr/>						
US 5781901	A	14-07-1998	NONE			
<hr/>						
US 6505236	B1	07-01-2003	AU	4338400 A		17-11-2000
			WO	0067133 A1		09-11-2000
<hr/>						