United States Patent [19]

Inatomi

[11] **Des. 250,260**

[45] ** **Nov. 14, 1978**

[54] **CONTROL AND DISPLAY PANEL**

[75] Inventor: **Charles T. Inatomi**, Los Angeles County, Calif.

[73] Assignee: **Transaction Technology, Inc.**, Los Angeles, Calif.

[**] Term: **14 Years**

[21] Appl. No.: **779,704**

[22] Filed: **Mar. 21, 1977**

[51] **Int. Cl.** ..... **D14—02**

[52] **U.S. Cl.** **D14/40**; D14/43

[58] **Field of Search** ..... D14/40, 41, 42, 43, D14/44, 45, 46, 47, 49, 50, 51; 200/5 A; 235/145 R

[56] **References Cited**

U.S. PATENT DOCUMENTS

D. 226,566	3/1973	Klepa et al.	D14/45
D. 227,994	7/1973	Keenan	D14/45

OTHER PUBLICATIONS

Datamation, Mar. 1975, p. 39, CRT terminal.

Primary Examiner—Susan J. Lucas

Attorney, Agent, or Firm—Charles H. Schwartz

[57] **CLAIM**

The ornamental design for a combined control and display panel, as shown.

DESCRIPTION

FIG. 1 is a perspective view of a combined control and display panel showing my new design;

FIG. 2 is a top view of the combined control and display panel of my design; and

FIG. 3 is a front view of a combined control and display panel showing my new design.

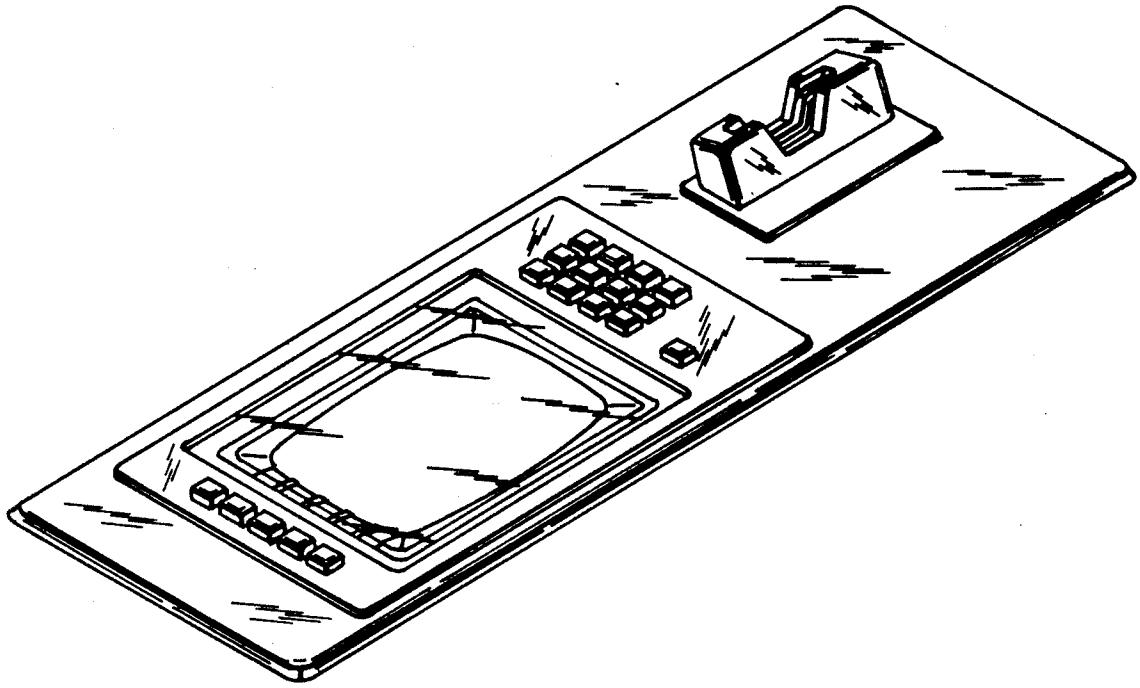

FIG. 1



FIG. 2

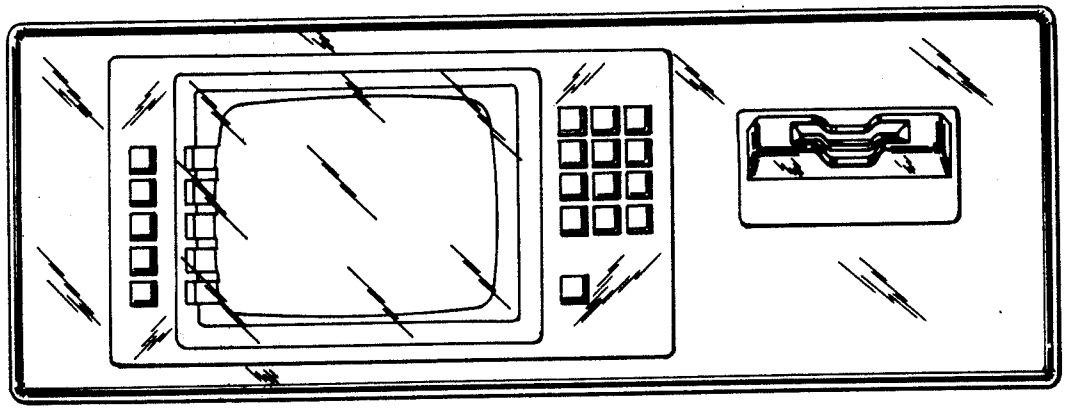

FIG. 3

