

No. 726,757.

PATENTED APR. 28, 1903.

J. REULEAUX.
GAS PRODUCER.

APPLICATION FILED JAN. 12, 1903.

NO MODEL.

Fig. 4.

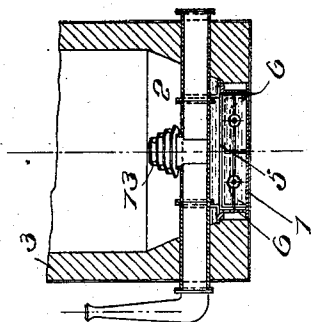


Fig. 3.

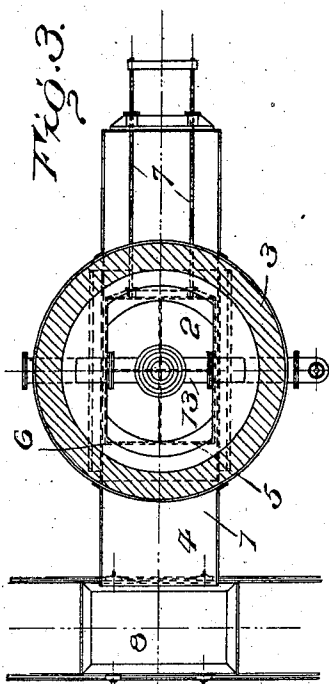


Fig. 2.

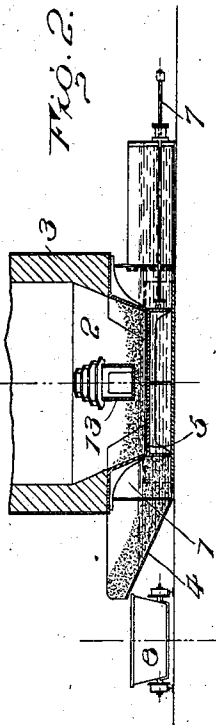
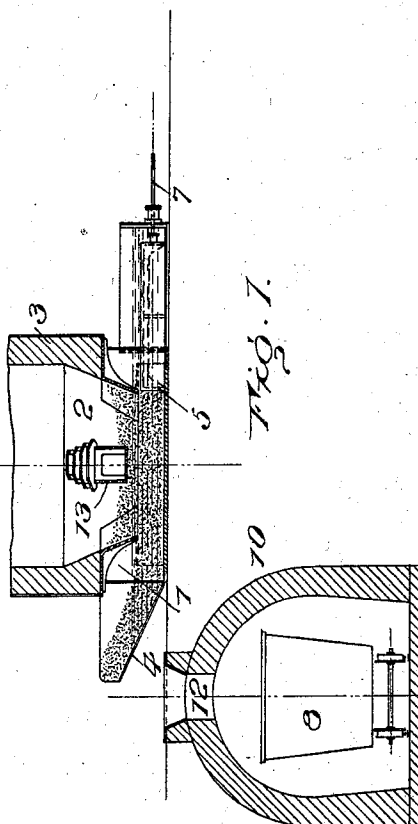


Fig. 1.



Witnesses.

John L. W. H.
Witness

Inventor.

Joseph Reuleaux.

J. H. H. H.
Attorney.

UNITED STATES PATENT OFFICE.

JOSEF REULEAUX, OF WILKINSBURG, PENNSYLVANIA, ASSIGNOR TO
ALEXANDER LAUGHLIN, OF SEWICKLEY, PENNSYLVANIA.

GAS-PRODUCER.

SPECIFICATION forming part of Letters Patent No. 726,757, dated April 28, 1903.

Application filed January 12, 1903. Serial No. 138,767. (No model.)

To all whom it may concern:

Be it known that I, JOSEF REULEAUX, of Wilksburg, in the county of Allegheny and State of Pennsylvania, have invented certain
5 new and useful Improvements in Water-Sealed Gas-Producers; and I do hereby declare the following to be a full, clear, and exact description of the invention, such as will enable others skilled in the art to which it ap-
10 pertains to make and use the same.

The object of this invention is to provide simple and efficient means for readily and easily effecting the removal of ashes from the cleaning-pan of a water-sealed gas-producer.

15 The invention will be hereinafter fully set forth, and particularly pointed out in the claims.

In the accompanying drawings, Figure 1 shows in vertical section the lower portion of a producer equipped with my improvements.
20 Fig. 2 is a similar view with the receiving-car of a smaller type than that shown in Fig. 1. Fig. 3 is a plan view of the arrangement shown in Fig. 2. Fig. 4 is a central transverse sectional view.

25 Referring to the drawings, 1 designates the cleaning-pan, into which depends the ash-hopper 2 of the producer-casing 3, a portion only of the latter being shown. The cleaning-pan is extended horizontally outward on a
30 straight line at one side, while that portion of the pan extending from the opposite side of the producer has its bottom 4 inclined outwardly and upwardly.

35 5 is a pusher for forcing the ashes from beneath the hopper and out over the inclined bottom 4. The pusher constitutes, in effect, a movable bottom for the hopper. It is shown in the form of an inverted box movable between longitudinal guideways 6 and fitting
40 between the lower edge of the hopper and that portion of the cleaning-pan directly thereunder. It is capable of being moved laterally into the straight portion of the pan by rods 7, to which any suitable power may
45 be applied, such rods being extended through stuffing-boxes in the end wall of the pan. When pushed inwardly beneath the hopper, the forward wall of the pusher contacts with
50 the ashes lying between the lower edge of the hopper and the bottom of the pan and forces

them out over the inclined bottom, from which they fall into a car 8.

In Fig. 1 I have shown the ash-receiving car as movable on a track within an under-
55 ground tunnel 10, which tunnel is formed with a top opening 12, lying beneath the discharge end of the pan; but when a smaller car is employed the tunnel may be dispensed with and the car located on a track running directly
60 under the discharge end of the pan, as shown in Figs. 2 and 3.

It is necessary in practicing my invention to carry the air-blast box or casing 13 clear
65 of the bottom of the producer—that is, it must be passed through the latter above the lower edge of the hopper after the arrangement contemplated by Letters Patent of the
70 United States No. 671,892, issued to Alexander Laughlin April 9, 1901.

The advantages and operation of my invention will be readily appreciated and understood by those skilled in the art. By means
75 thereof ashes may be readily removed from the cleaning-pan of a water-sealed gas-producer. It is only necessary to slide the pusher back and forth in the pan to force the ashes
80 out over the discharge end of the latter, where they will be received in a car or other conveyer, thus enabling the ashes to be effectively removed from the producer and conveyed therefrom, the water seal remaining
unbroken.

I claim as my invention—

1. A water-sealed gas-producer having a
85 cleaning-pan beneath the hopper, a movable bottom for the hopper located within the pan and movable between the latter and the lower end of the hopper for forcing ashes from be-
90 neath the producer and out of the pan, and a conveyer movable adjacent to the discharge end of the pan for receiving the ashes therefrom, as set forth.

2. The combination with a gas-producer having a cleaning-pan within its lower end,
95 of a pusher movable within the pan and designed to fill the space between the latter and the lower end of the producer-chamber, whereby ashes may be forced from beneath the chamber out of the pan, as set forth.

3. The combination with a gas-producer
100 having a hopper, and a cleaning-pan extended

beneath such hopper and at opposite sides of the producer, such pan at one end having an upwardly-inclined bottom, of the pusher designed to fit between said hopper and the bottom of the pan, rods secured to such pusher extended through one end of the pan, and a conveyer movable beneath the inclined bottom, as set forth.

4. The combination with a gas-producer having a hopper and a cleaning-pan beneath the latter, such pan at one end having an upwardly-inclined bottom, of a pusher forming

a movable bottom for such hopper, such pusher being in the form of an approximately inverted box, guideways therefor, and rods extending therefrom and out through one end of the pan, as set forth.

In testimony whereof I have signed this specification in the presence of two subscribing witnesses.

JOSEF REULEAUX.

Witnesses:

THOMAS BUCKLEY,
NEWMAN GROVES.