



US00D967580S

(12) **United States Design Patent**  
**Cole et al.**

(10) **Patent No.:** **US D967,580 S**

(45) **Date of Patent:** **\*\* Oct. 18, 2022**

(54) **SUPPORT FOR A VACUUM CLEANER**

(71) Applicant: **Dyson Technology Limited**, Wiltshire  
(GB)

(72) Inventors: **Samuel Steven Cole**, Swindon (GB);  
**Charles Franklin Gale**, Swindon (GB);  
**Peter David Gammack**, Gloucester  
(GB); **Coco Lucia Bibiana Canessa**,  
Bristol (GB); **Rhys Thomas Evans**,  
Gloucester (GB)

(73) Assignee: **Dyson Technology Limited**,  
Malmesbury (GB)

(\*\*) Term: **15 Years**

(21) Appl. No.: **29/758,594**

(22) Filed: **Nov. 17, 2020**

(30) **Foreign Application Priority Data**

May 18, 2020 (EM) ..... 007955257-0002

(51) **LOC (13) Cl.** ..... **15-05**

(52) **U.S. Cl.**  
USPC ..... **D32/32**

(58) **Field of Classification Search**  
USPC ..... D6/310, 512, 553, 569, 675, 570, 682.2;  
D32/25, 31, 32, 33  
CPC ..... A47L 9/00; A47L 9/0018; A47L 9/0027;  
A47L 9/0036; A47L 9/0045; A47G 29/00;  
A47G 29/08  
See application file for complete search history.

(56) **References Cited**

**U.S. PATENT DOCUMENTS**

D424,734 S \* 5/2000 Gager ..... D26/106  
D724,345 S \* 3/2015 Lim ..... D8/373  
D837,144 S \* 1/2019 Nam ..... D13/107  
D878,818 S \* 3/2020 Dyson ..... D6/657

D878,820 S \* 3/2020 Knox ..... D6/657  
D878,829 S \* 3/2020 Chen ..... D6/675  
D891,147 S \* 7/2020 Denby ..... D6/553  
D923,979 S \* 7/2021 Gale ..... D6/675

(Continued)

**FOREIGN PATENT DOCUMENTS**

EM 005942075-0001 7/2020  
GB 2501764 A \* 11/2013 ..... A47L 9/0045  
GB 2501764 A 11/2013

(Continued)

**OTHER PUBLICATIONS**

Amazon.in, Dyson V11 Floor Dock <https://www.amazon.in/Dyson-V11-Floor-Dock/dp/B08XLVJG2C> (Year: 2021).\*

(Continued)

*Primary Examiner* — Kevin K Rudzinski

*Assistant Examiner* — Richard E Yenchesky

(74) *Attorney, Agent, or Firm* — Faegre Drinker Biddle &  
Reath LLP

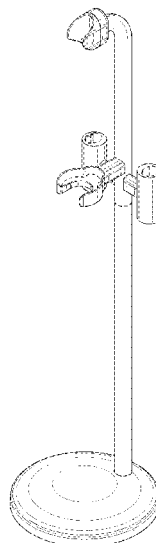
(57) **CLAIM**

We claim the ornamental design for a support for a vacuum cleaner, as shown and described.

**DESCRIPTION**

FIG. 1 is a front perspective view of a support for a vacuum cleaner showing our new design;  
FIG. 2 is a front view thereof;  
FIG. 3 is a rear view thereof;  
FIG. 4 is a side view thereof;  
FIG. 5 is a side view of the opposite side of FIG. 4;  
FIG. 6 is a top view thereof; and,  
FIG. 7 is a bottom view thereof.  
The broken lines shown in the drawings illustrate portions of a support for a vacuum cleaner that form no part of the claimed design.

**1 Claim, 7 Drawing Sheets**



(56)

**References Cited**

U.S. PATENT DOCUMENTS

D942,190 S \* 2/2022 Li ..... D6/681

FOREIGN PATENT DOCUMENTS

JP	1669968 S	10/2020
JP	1670033 S	10/2020
KR	30-1140-6510001	12/2021
KR	3011406510002	* 12/2021

OTHER PUBLICATIONS

Cole et al., Design U.S. Appl. No. 29/758,593, filed Nov. 17, 2020, for "Support for a Vacuum Cleaner." [A copy is not submitted herewith pursuant to the waiver of 37 C.F.R. § 1.98(a)(2)(iii) issued by the Office on Sep. 21, 2004].

\* cited by examiner

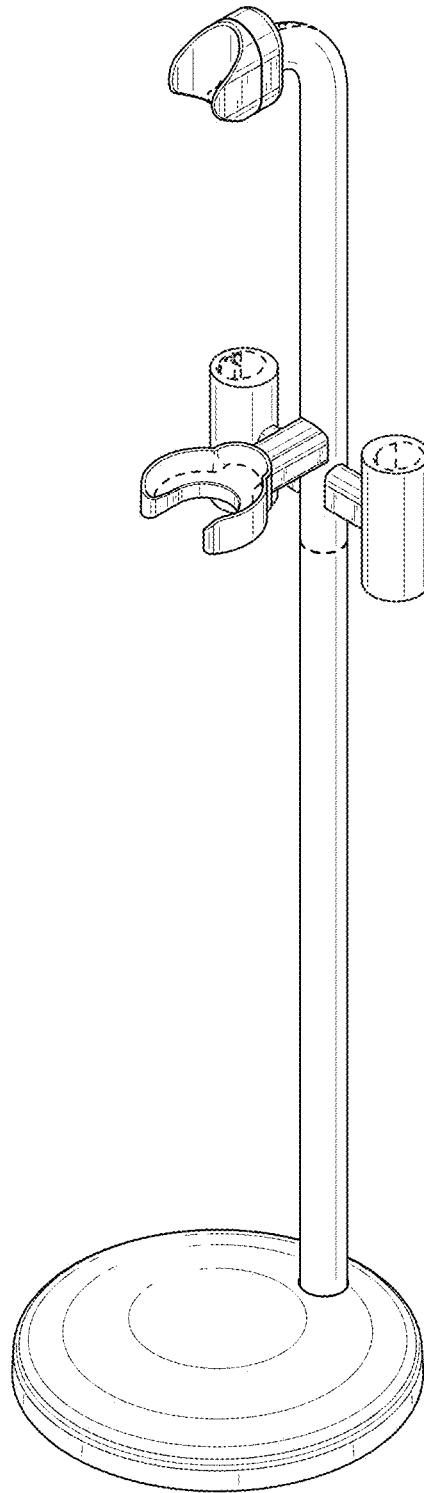


FIG. 1

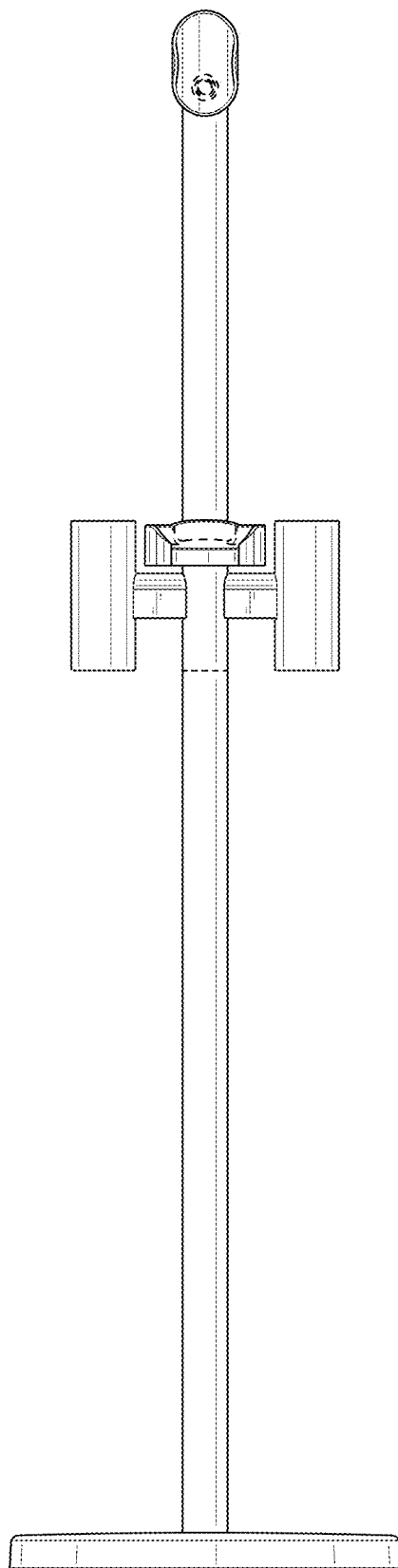


FIG. 2

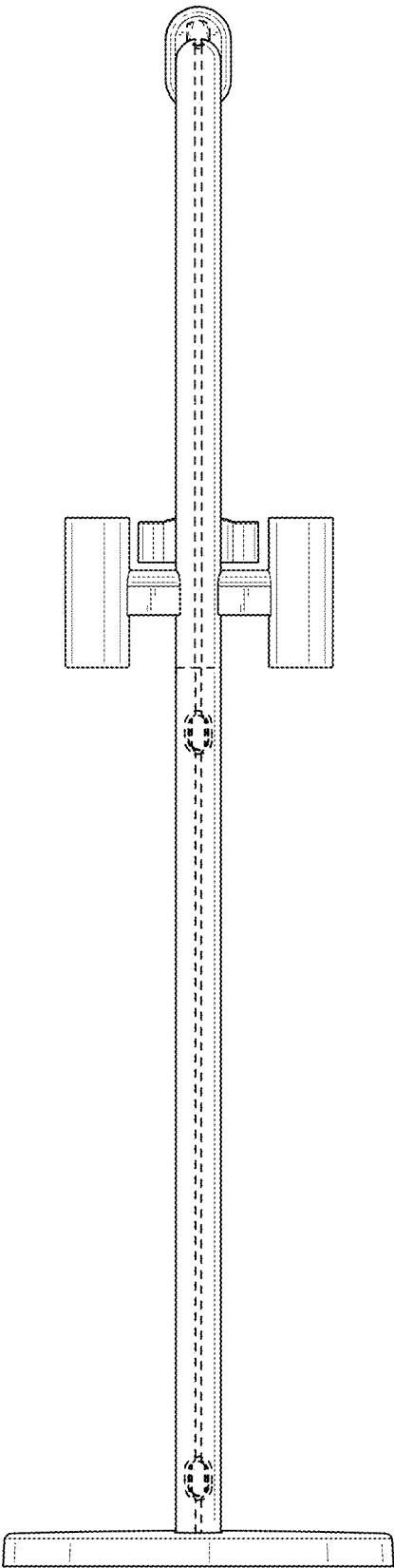


FIG. 3

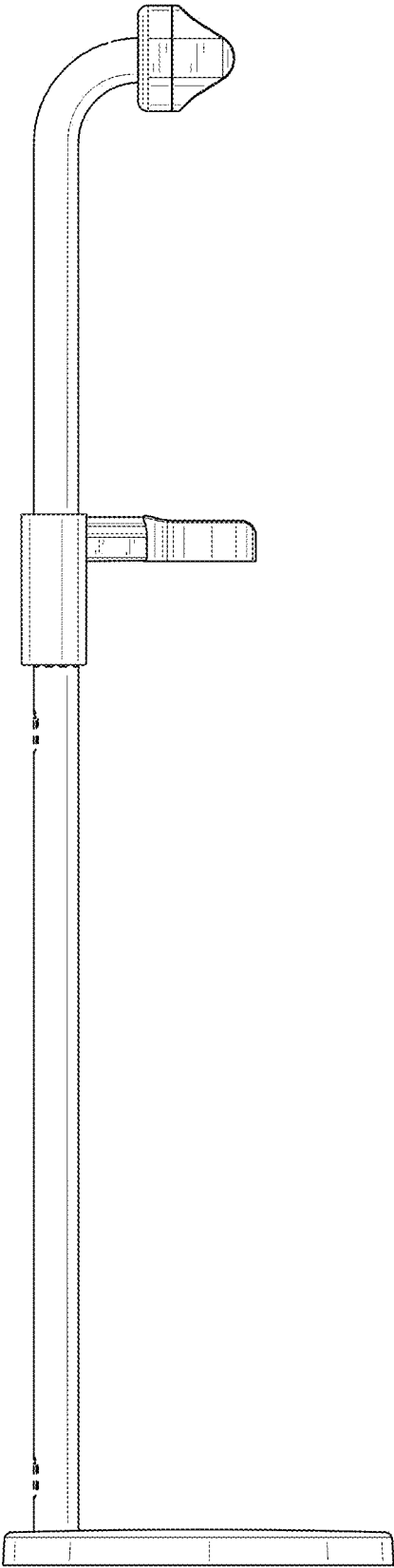


FIG. 4

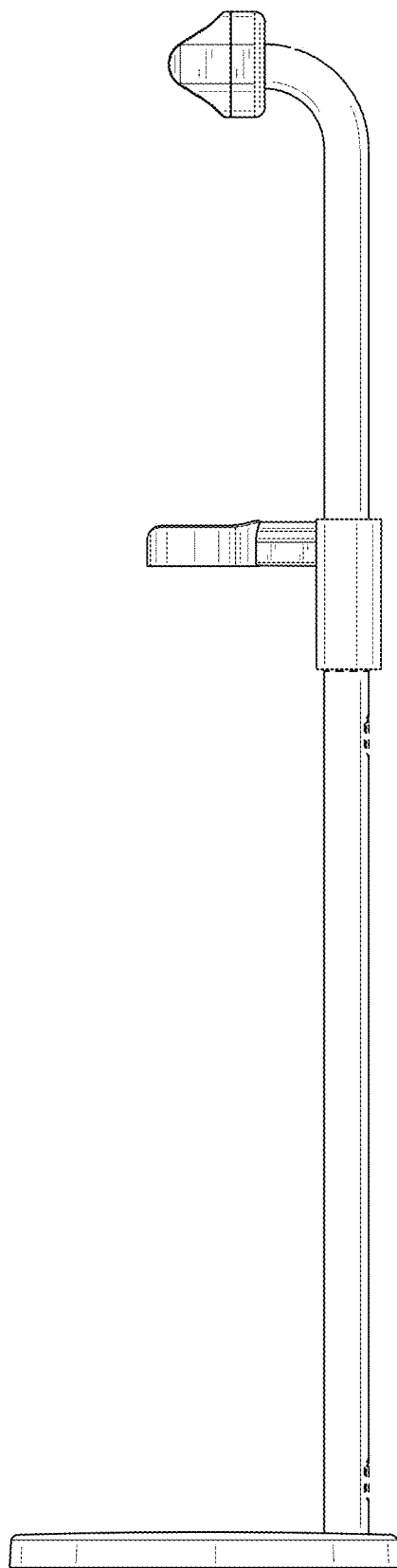


FIG. 5

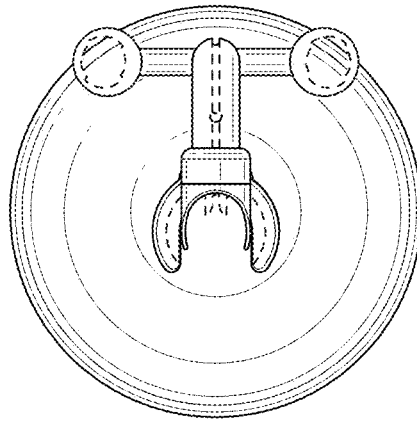


FIG. 6






FIG. 7