



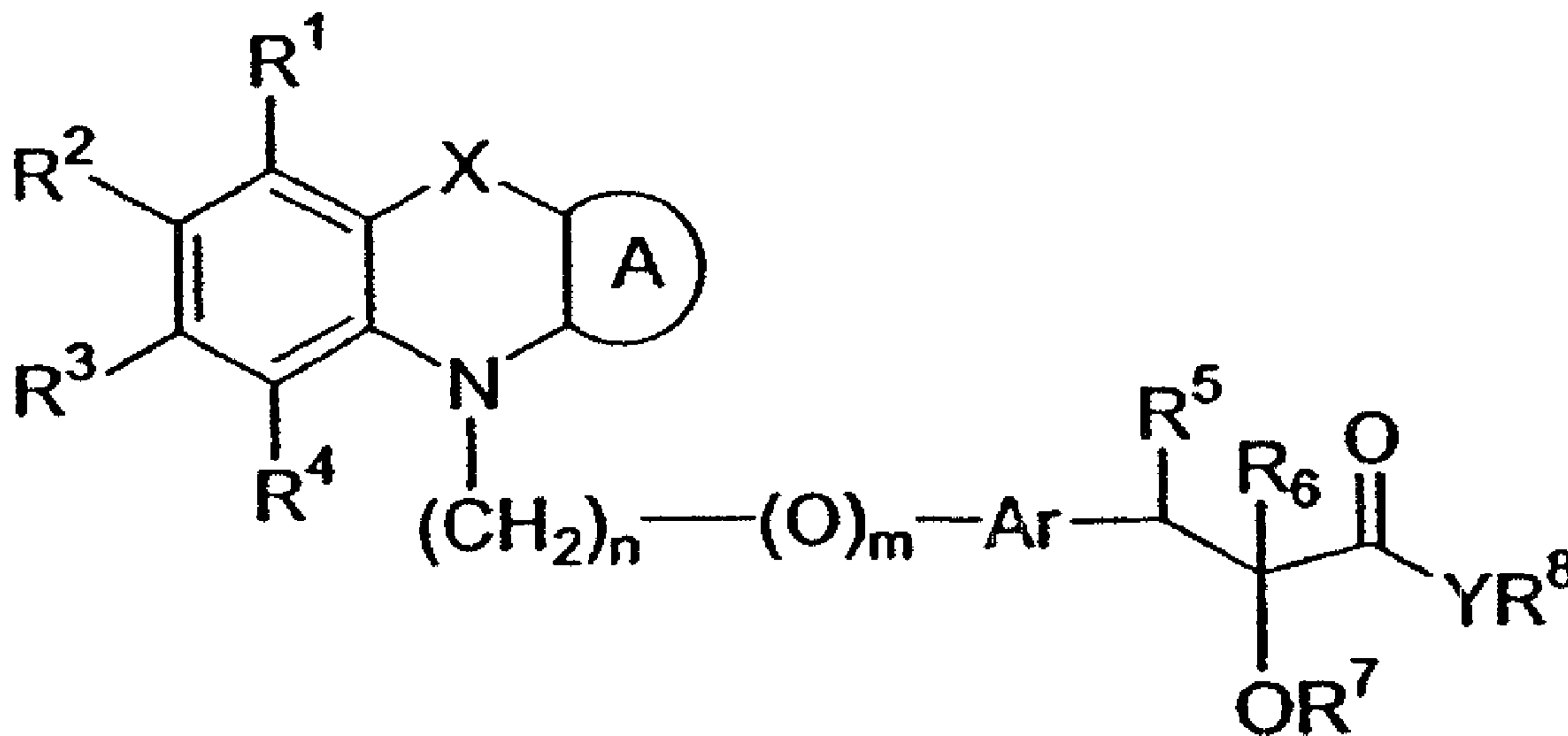
(86) Date de dépôt PCT/PCT Filing Date: 1998/01/23
 (87) Date publication PCT/PCT Publication Date: 1999/04/22
 (45) Date de délivrance/Issue Date: 2007/04/24
 (85) Entrée phase nationale/National Entry: 2000/04/27
 (86) N° demande PCT/PCT Application No.: US 1998/001397
 (87) N° publication PCT/PCT Publication No.: 1999/019313
 (30) Priorité/Priority: 1997/10/27 (IN2416/MAS/97)

(51) Cl.Int./Int.Cl. *C07D 279/26* (2006.01),
A61K 31/535 (2006.01), *A61K 31/54* (2006.01),
C07C 59/64 (2006.01), *C07C 69/734* (2006.01),
C07D 265/28 (2006.01), *C07D 265/38* (2006.01),
C07D 279/22 (2006.01), *C07D 413/06* (2006.01),
C07D 417/06 (2006.01)

(72) Inventeurs/Inventors:
 LOHRAY, BRAJ BHUSHAN, IN;
 LOHRAY, VIDYA BHUSHAN, IN;
 BAJJI, ASHOK CHANNAVEERAPPA, IN;
 KALCHAR, SHIVARAMAYYA, IN;
 RAMANUJAM, RAJAGOPALAN, IN;
 CHAKRABARTI, RANJAN, IN

(73) Propriétaire/Owner:

(54) Titre : NOUVEAUX COMPOSES TRICYCLIQUES ET LEUR UTILISATION EN MEDECINE, PROCEDE DE PREPARATION DE CES DERNIERS ET COMPOSITIONS PHARMACEUTIQUES LES CONTENANT
 (54) Title: NOVEL TRICYCLIC COMPOUNDS AND THEIR USE IN MEDICINE; PROCESS FOR THEIR PREPARATION AND PHARMACEUTICAL COMPOSITIONS CONTAINING THEM



(57) Abrégé/Abstract:

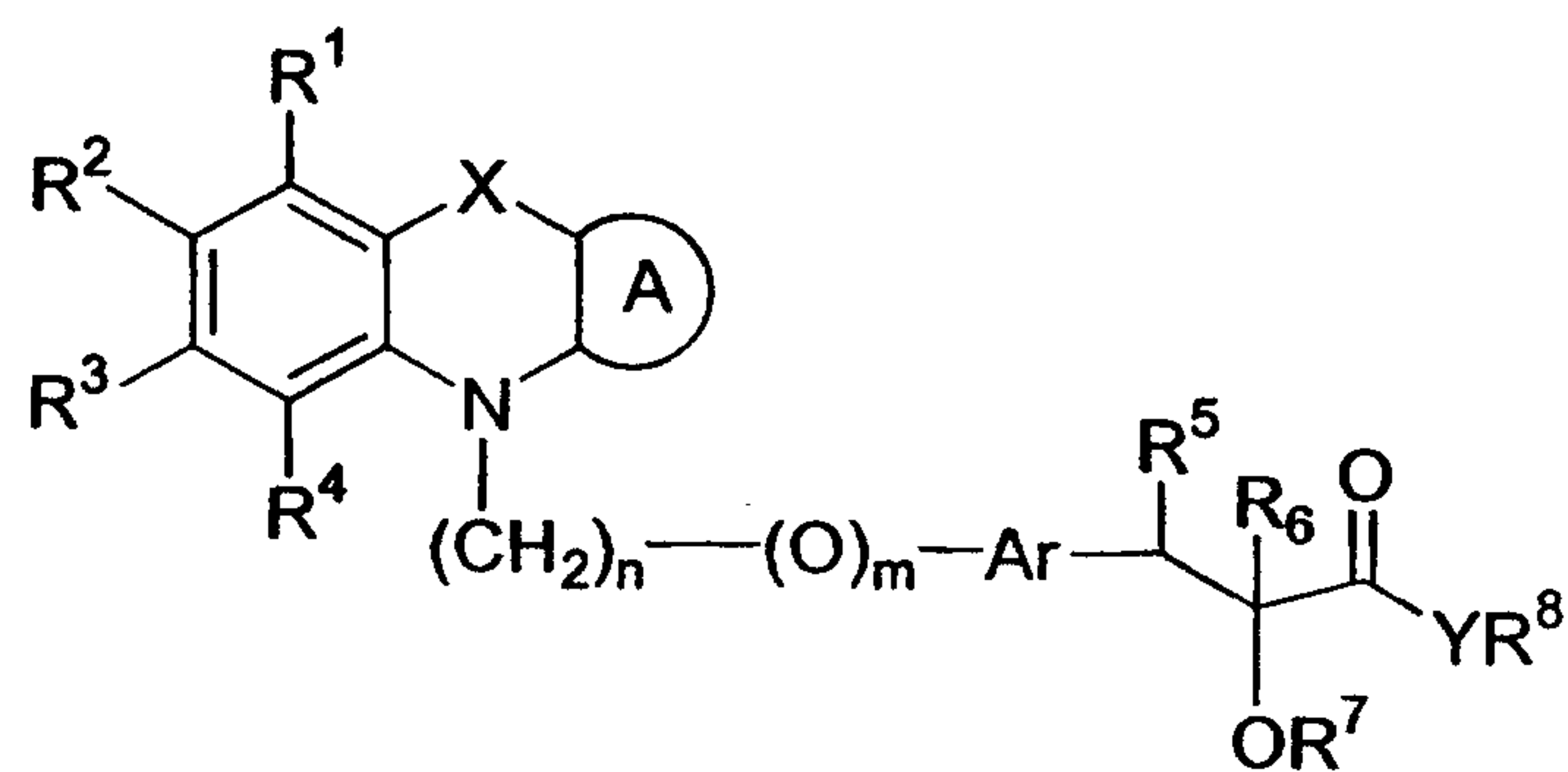
Novel β -aryl- α -oxysubstituted alkylcarboxylic acids of formula (I) and compositions containing them. The compounds have hypolipidemic, antihyperglycemic uses. (see above formula)

(73) Propriétaires(suite)/Owners(continued):DR. REDDY'S LABORATORIES LIMITED, IN

(74) Agent: MARKS & CLERK

Abstract

Novel β -aryl- α -oxysubstituted alkylcarboxylic acids of formula (I) and compositions containing them. The compounds have hypolipidemic, antihyperglycemic uses.

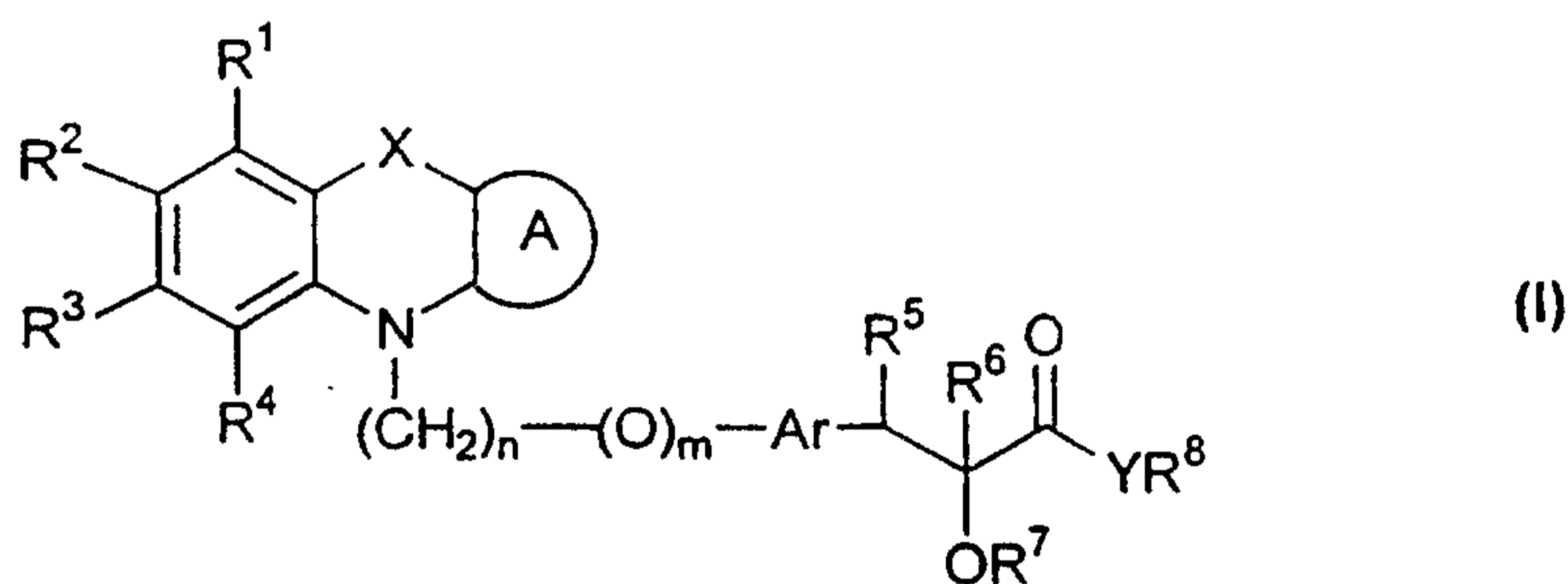


NOVEL TRICYCLIC COMPOUNDS AND THEIR USE IN MEDICINE; PROCESS FOR THEIR PREPARATION AND PHARMACEUTICAL COMPOSITIONS CONTAINING THEM

5

Field of the Invention

The present invention relates to novel hypolipidemic, antihyperglycemic compounds, their derivatives, their analogs, their tautomeric forms, their stereoisomers, their polymorphs, their pharmaceutically acceptable salts, their pharmaceutically acceptable solvates and pharmaceutically acceptable compositions containing them. More particularly, the present invention relates to novel β -aryl- α -oxysubstituted alkylcarboxylic acids of the general formula (I), their derivatives, their analogs, their tautomeric forms, their stereoisomers, their polymorphs, their pharmaceutically acceptable salts, their pharmaceutically acceptable solvates and pharmaceutically acceptable compositions containing them.



The present invention also relates to a process for the preparation of the above said novel compounds, their derivatives, their analogs, their tautomeric forms, their stereoisomers, their polymorphs, their pharmaceutically acceptable salts, pharmaceutically acceptable solvates, novel intermediates and pharmaceutical compositions containing them.

The compounds of general formula (I) are useful for the treatment and / or prophylaxis of insulin resistance (type 2 diabetes), impaired glucose tolerance, dyslipidemia, disorders related to Syndrome X such as hypertension, obesity, insulin resistance, atherosclerosis, hyperlipidemia, coronary artery disease and other

cardiovascular disorders. The compounds of the present invention are also useful for the treatment of certain renal diseases including glomerulonephritis, glomerulosclerosis, nephrotic syndrome, hypertensive nephrosclerosis. These compounds may also be useful as aldose reductase inhibitors, for improving cognitive
5 functions in dementia, treating diabetic complications, psoriasis, polycystic ovarian syndrome (PCOS) and osteoporosis.

Background of Invention

10 Hyperlipidemia is the primary cause for cardiovascular disease (CVD) and other peripheral vascular diseases. High risk of CVD is related to the higher LDL (Low Density Lipoprotein) and VLDL (Very Low Density Lipoprotein) seen in hyperlipidemia. Patients having glucose intolerance / insulin resistance in addition to hyperlipidemia have higher risk of CVD. Numerous studies in the past have shown
15 that lowering of plasma triglycerides and total cholesterol, in particular LDL and VLDL and increasing HDL (High Density Lipoprotein) cholesterol help in preventing cardiovascular diseases.

Diabetes is a disease, which severely affects the quality of life of a large
20 population. Insulin resistance is the diminished ability of insulin to exert its biological action across a broad range of concentrations. In insulin resistance, the body secretes abnormally high amounts of insulin to compensate for this defect; failing which, the plasma glucose concentration inevitably rises resulting in frank diabetes. Among developed countries, diabetes mellitus is a common problem and is associated with a
25 variety of abnormalities including obesity, hypertension, hyperlipidemia (J. Clin. Invest., (1985) 75 : 809 - 817; N. Engl. J. Med. (1987) 317 : 350 - 357 ; J. Clin. Endocrinol. Metab., (1988) 66 : 580 - 583; J. Clin. Invest., (1975) 68 : 957 - 969) and renal complications (See Patent Application No. WO 95/21608). It is increasingly being recognized that insulin resistance and relative hyperinsulinemia
30 have a contributory role in obesity, hypertension, atherosclerosis and type 2 diabetes mellitus. The association of insulin resistance with obesity, hypertension and angina

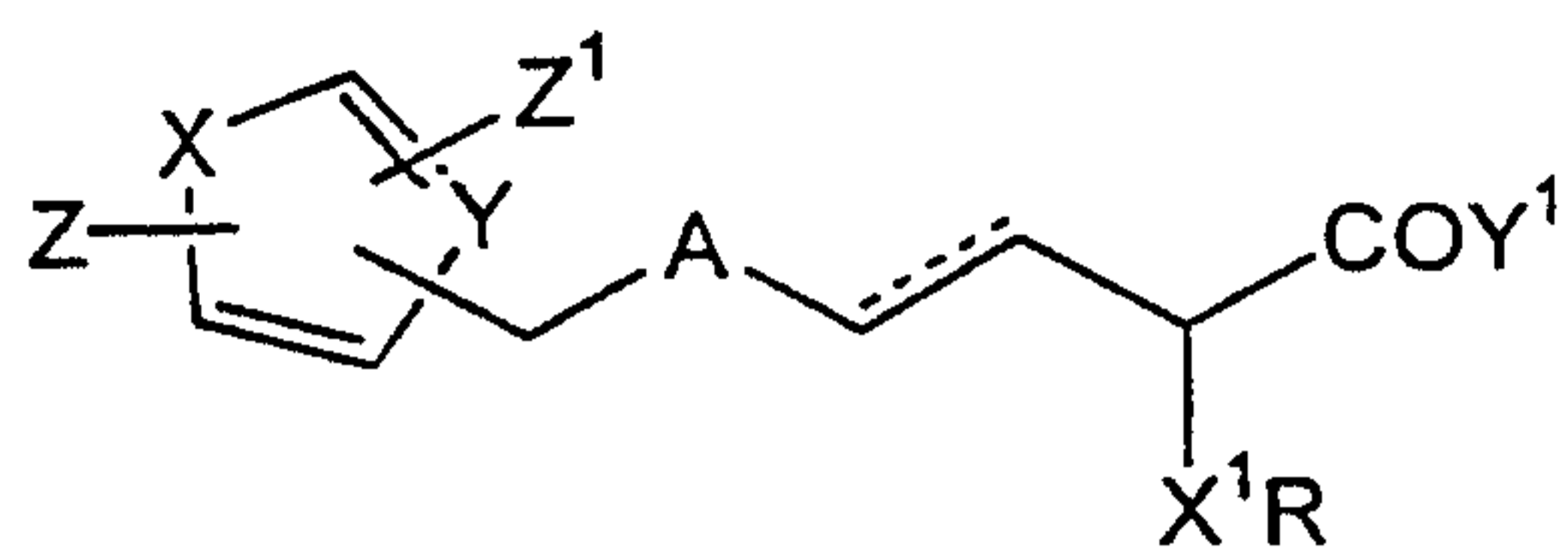
has been described as a syndrome having insulin resistance as the central pathogenic link-Syndrome-X.

Thus, therapeutic agents which improve insulin resistance, lower plasma triglycerides, total cholesterol, LDL and VLDL and increase HDL will have great significance in preventing cardiovascular morbidity and improving quality of life.

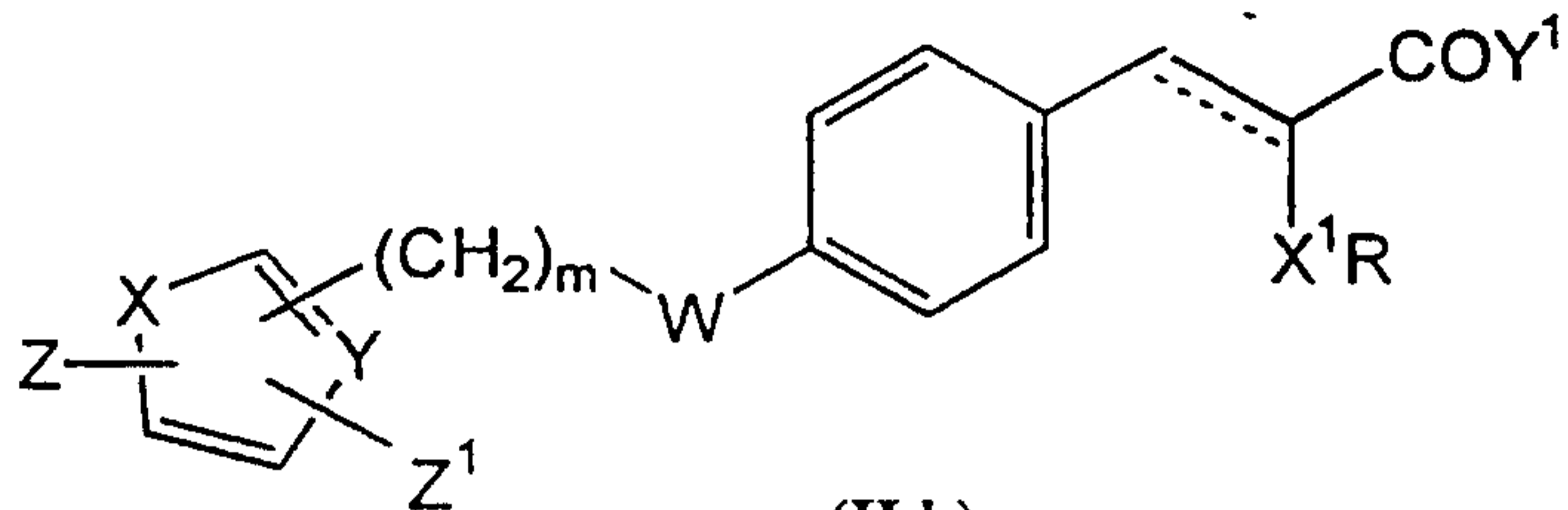
Peroxisome proliferator activated receptors (PPAR) are members of the nuclear receptor super family. The gamma (γ) isoform of PPAR (PPAR γ) has been implicated in regulating differentiation of adipocytes (Endocrinology, (1994) 135: 798-800) and energy homeostasis (Cell, (1995) 83: 803-812), whereas the alpha (α) isoform of PPAR (PPAR α) mediates fatty acid oxidation (Trend. Endocrin. Metab., (1993) 4 : 291-296) thereby resulting in reduction of circulating free fatty acid in plasma (Current Biol. (1995) 5: 618 -621). PPAR α agonists have been found useful for the treatment of obesity (WO 97/36579). It has been recently disclosed that there exists synergism for the molecules, which are agonists for both PPAR α and PPAR γ and suggested to be useful for the treatment of syndrome X (WO 97/25042). Similar synergism between the insulin sensitizer (PPAR γ agonist) and HMG CoA reductase inhibitor has been observed which may be useful for the treatment of atherosclerosis and xanthoma. (EP 0 753 298).

A few β -aryl- α -hydroxy propionic acids, their derivatives and their analogs have been reported to be useful in the treatment of hyperglycemia, hyperlipidemia and hypercholesterolemia. Some of such compounds described in the prior art are outlined below :

i) U.S. Pat. 5,306,726; WO91/19702 disclose several 3-aryl-2-hydroxypropionic acid derivatives of general formulas (IIa) and (IIb) as hypolipidemic and hypoglycemic agents.

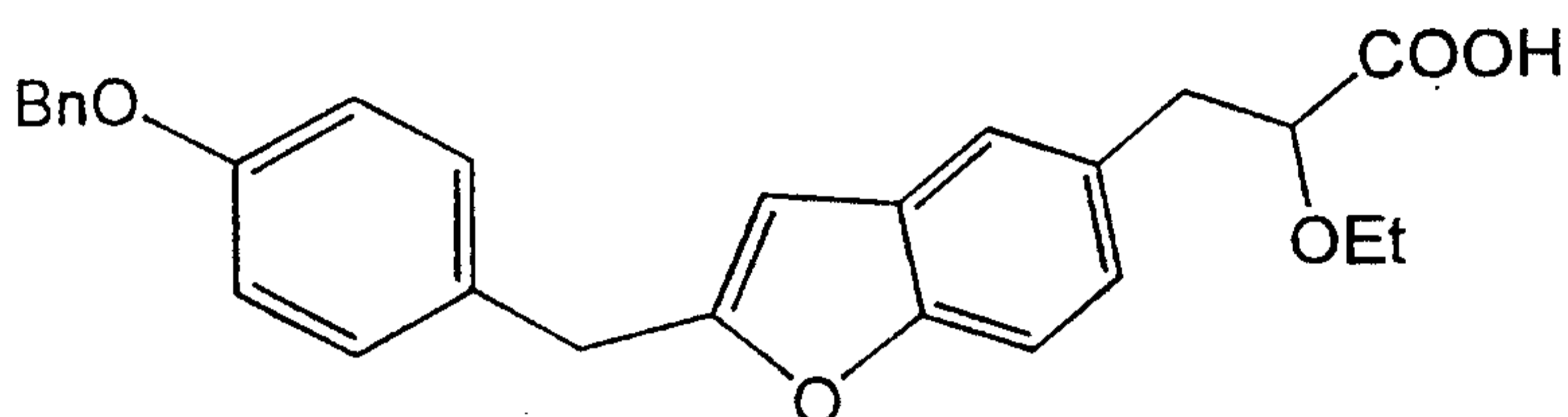


(II a)



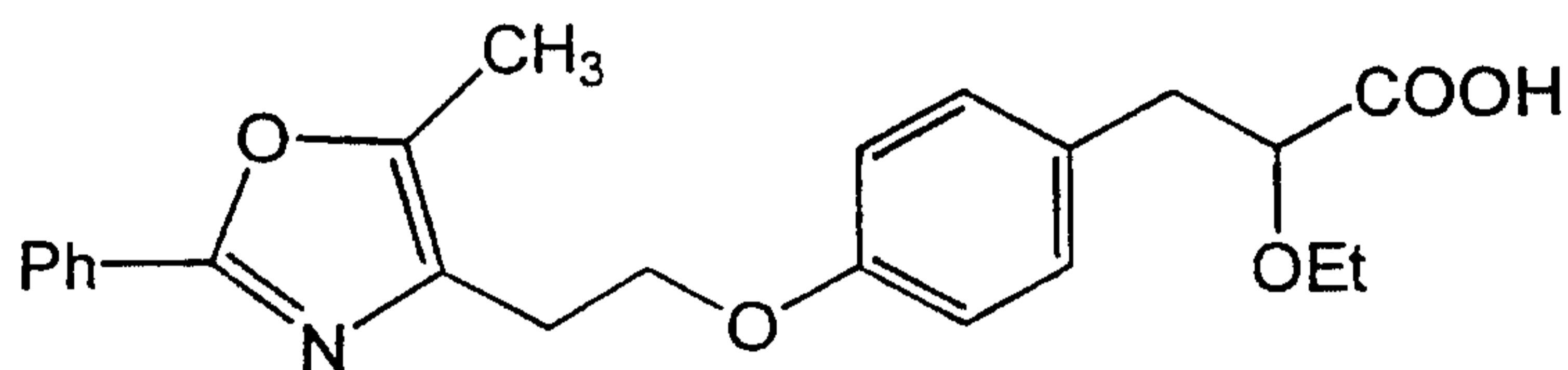
(II b)

Examples of these compounds are shown in formulas (II c) and (II d)



(II c)

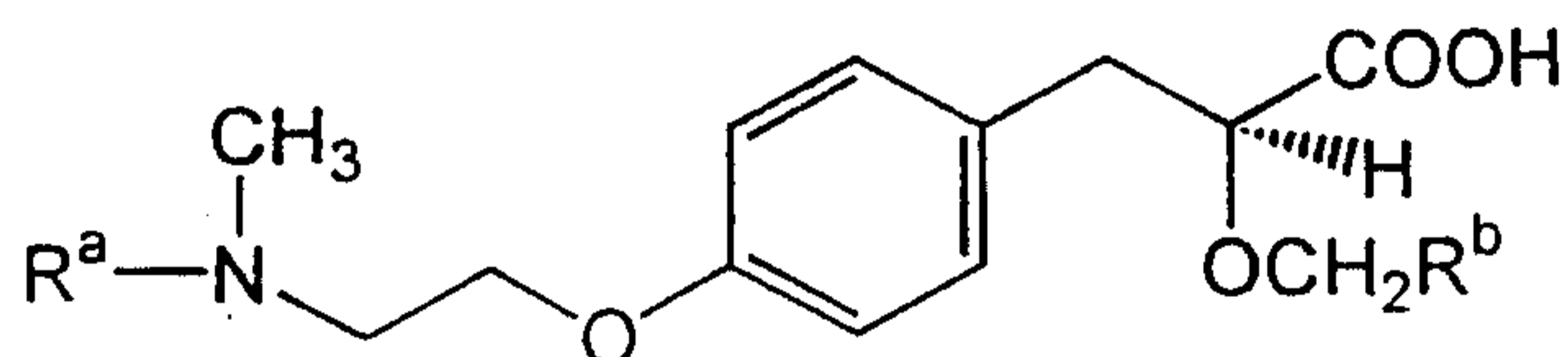
5



(II d)

ii) International Patent Applications, WO 95/03038 and WO 96/04260 disclose compounds of formula (II e)

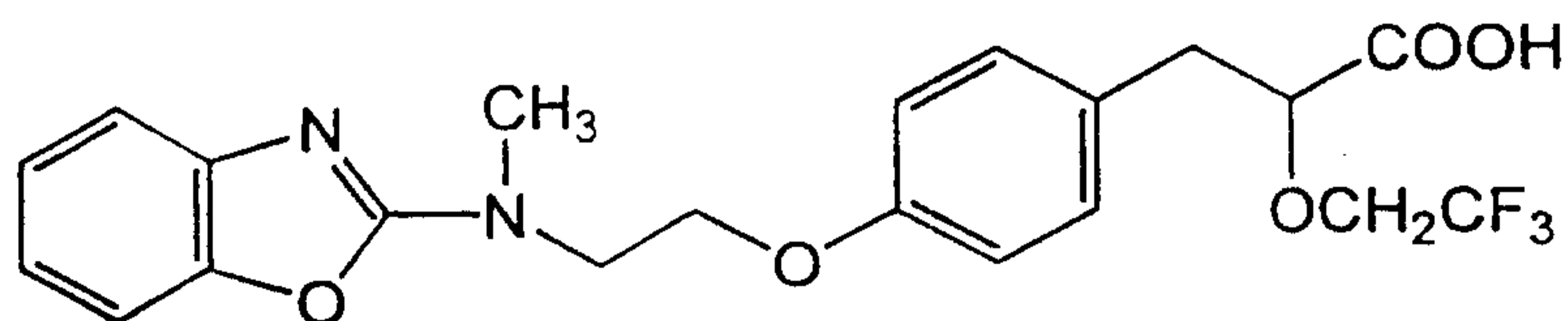
10



(II e)

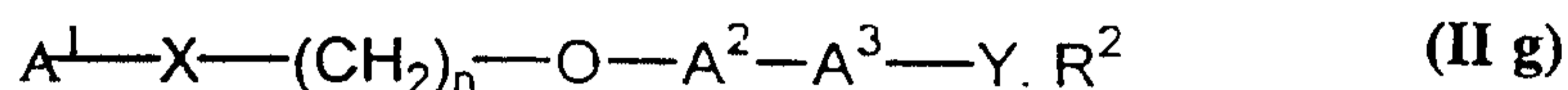
wherein R^a represents 2-benzoxazolyl or 2-pyridyl and R^b represents CF_3 , CH_2OCH_3 or CH_3 . A typical example is (S)-3-[4-[2-[N-(2-benzoxazolyl)]N-methylamino]ethoxy]phenyl]-2-(2,2,2-trifluoroethoxy)propanoic acid (II f).

15



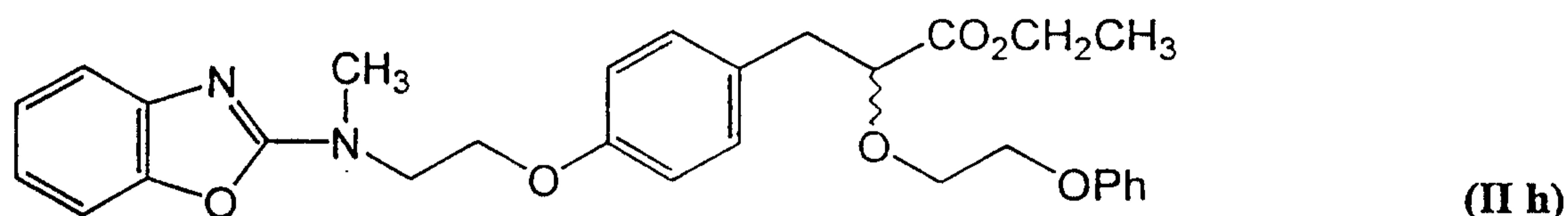
(II f)

iii) International Patent Application Nos. WO 94/13650, WO 94/01420 and WO 95/17394 disclose the compounds of general formula (II g)



5 wherein A^1 represents aromatic heterocycle, A^2 represents substituted benzene ring and A^3 represents moiety of formula $(CH_2)_m-CH-(OR^1)$, wherein R^1 represents alkyl groups, m is an integer; X represents substituted or unsubstituted N; Y represents C=O or C=S. R^2 represents OR^3 where R^3 may be alkyl, aralkyl, or aryl group. An example of these compounds is shown in formula (II h)

10



Summary of the Invention

15 With an objective to develop novel compounds for the treatment and / or prophylaxis of diseases related to increased levels of lipids, especially to treat hypertriglyceridemia and to lower free fatty acids, for the treatment and / or prophylaxis of diseases described as Syndrome-X which include hyperlipidemia, hyperinsulinemia, obesity, insulin resistance, insulin resistance leading to type 2

20 diabetes and diabetes complications thereof, for the treatment of diseases wherein insulin resistance is the pathophysiological mechanism, for the treatment of hypertension, atherosclerosis and coronary artery diseases with better efficacy,

potency and lower toxicity, we focussed our research to develop new compounds effective in the treatment of above mentioned diseases. Effort in this direction has led to compounds having general formula (I).

The main objective of the present invention is therefore, to provide novel β -aryl- α -oxysubstituted alkylcarboxylic acids and their derivatives, their analogs, their tautomeric forms, their stereoisomers, their polymorphs, their pharmaceutically acceptable salts, their pharmaceutically acceptable solvates and pharmaceutical compositions containing them, or their mixtures.

Another objective of the present invention is to provide novel β -aryl- α -oxysubstituted alkylcarboxylic acids and their derivatives, their analogs, their tautomeric forms, their stereoisomers, their polymorphs, their pharmaceutically acceptable salts, their pharmaceutically acceptable solvates and pharmaceutical compositions containing them or their mixtures which may have agonist activity against PPAR α and / or PPAR γ , and optionally inhibit HMG CoA reductase, in addition to agonist activity against PPAR α and / or PPAR γ .

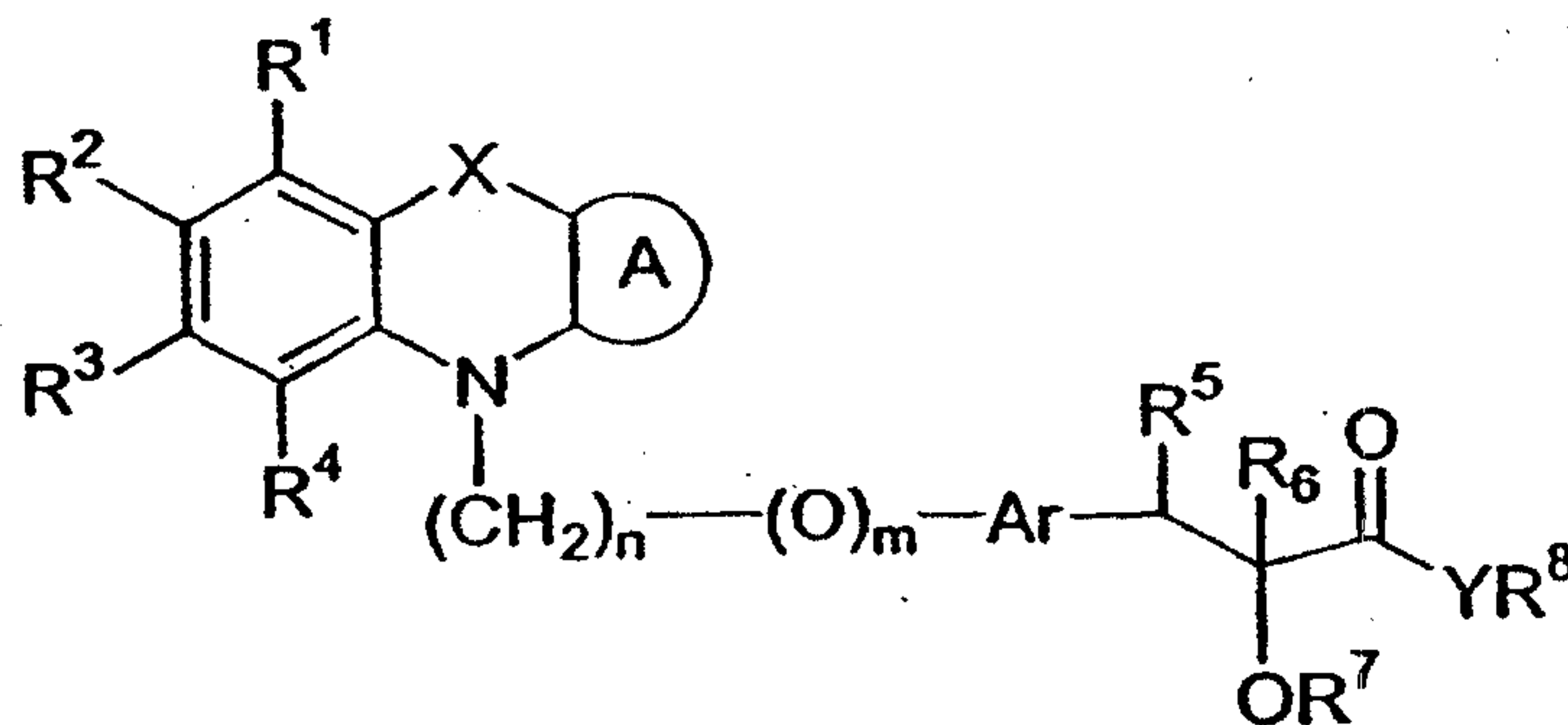
Another objective of the present invention is to provide novel β -aryl- α -oxysubstituted alkylcarboxylic acids and their derivatives, their analogs, their tautomeric forms, their stereoisomers, their polymorphs, their pharmaceutically acceptable salts, their pharmaceutically acceptable solvates and pharmaceutical compositions containing them or their mixtures having enhanced activities, without toxic effect or with reduced toxic effect.

Yet another objective of the present invention is to produce a process for the preparation of novel β -aryl- α -oxysubstituted alkylcarboxylic acids and their

derivatives of the formula (I) as defined above, their analogs, their tautomeric forms, their stereoisomers, their polymorphs, their pharmaceutically acceptable salts and their pharmaceutically acceptable solvates.

Still another objective of the present invention is to provide pharmaceutical compositions containing compounds of the general formula (I), their analogs, their derivatives, their tautomers, their stereoisomers, their polymorphs, their salts, solvates or their mixtures in combination with suitable carriers, solvents, diluents and other media normally employed in preparing such compositions.

The present invention provides a compound of formula (I)



15

its tautomeric forms, its stereoisomers, its polymorphs, its pharmaceutically acceptable salts, and its pharmaceutically acceptable solvates, wherein R^1 , R^2 , R^3 , and R^4 are the same or different and represent hydrogen, halogen, hydroxy, nitro, cyano, formyl or optionally substituted groups selected from (C₁-C₁₂)alkyl, (C₃-C₆)cycloalkyl, (C₁-C₆)alkoxy, (C₃-C₆)cycloalkoxy, (C₆-C₁₀)aryl, (C₆-C₁₀)aryloxy, (C₇-C₁₁)aralkyl, (C₇-C₁₁)aralkoxy, (C₂-C₅)heterocyclyl, (C₁-C₉)heteroaryl, (C₂-C₁₀)heteroaralkyl, (C₁-C₉)heteroaryloxy, (C₂-C₁₀)heteroaralkoxy, (C₂-C₇)acyl, (C₂-C₇)acyloxy, hydroxy(C₁-C₆)alkyl, amino, (C₂-C₇)acylamino, (C₁-C₁₂)alkylamino, (C₆-C₁₀)arylamino, (C₇-C₁₁)aralkylamino, amino(C₁-C₆)alkyl, (C₁-C₆)alkoxycarbonyl, (C₆-C₁₀)aryloxycarbonyl; (C₇-C₁₁)aralkoxycarbonyl, (C₁-C₆)alkoxy(C₁-C₆)alkyl, (C₆-C₁₀)aryloxy(C₁-C₆)alkyl, (C₇-C₁₁)aralkoxy(C₁-C₆)alkyl, (C₁-C₆)alkylthio, thio(C₁-C₆)alkyl, (C₁-C₆)alkoxycarbonylamino, (C₆-C₁₀)aryloxycarbonylamino, (C₇-C₁₁)aralkoxycarbonylamino, carboxylic acid or sulfonic acid groups; the ring A fused to

20

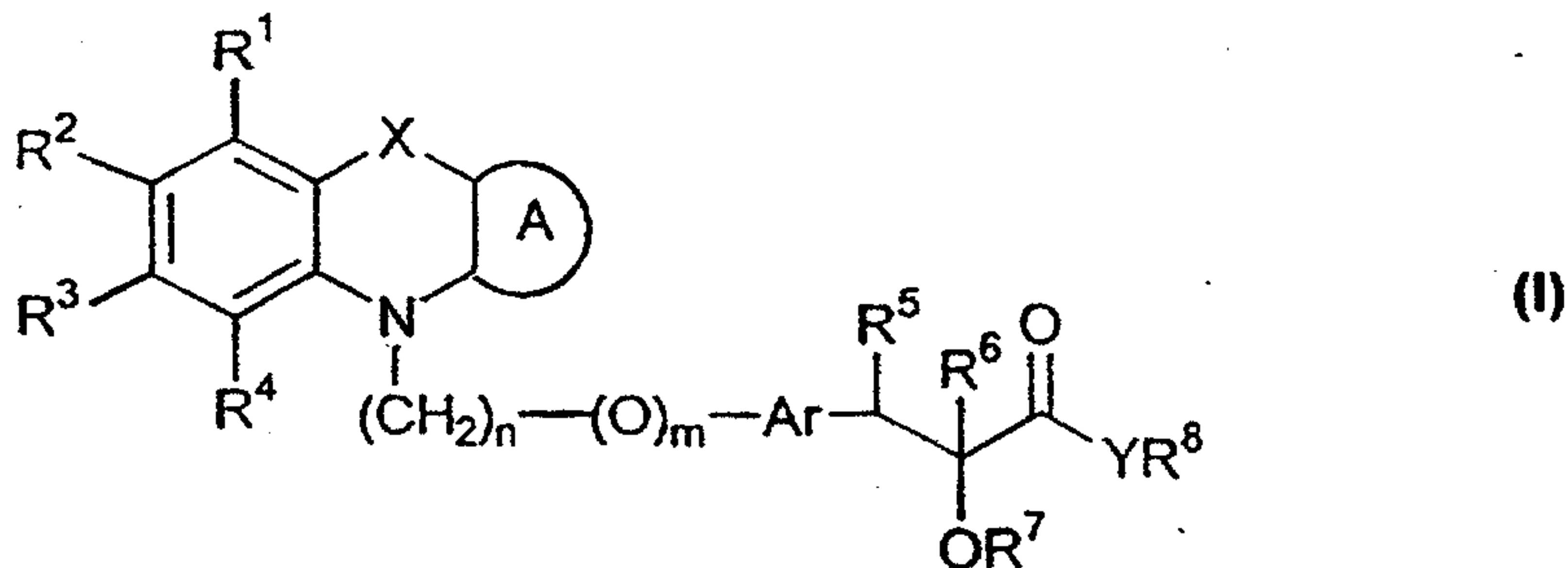
7a

the ring containing X and N represents a 5-6 membered carbocyclic structure which is optionally substituted; the ring A is either saturated or contains one or more double bonds or is aromatic; X represents a heteroatom selected from oxygen, sulfur; or NR⁹ where R⁹ is hydrogen, (C₁-C₆)alkyl, (C₆-C₁₀)aryl, (C₇-C₁₁)aralkyl, (C₂-C₇)acyl, (C₁-C₆)alkoxycarbonyl, (C₆-C₁₀)aryloxycarbonyl, or (C₇-C₁₁)aralkoxycarbonyl; Ar represents an optionally substituted divalent single or fused (C₆-C₁₀)aromatic or (C₃-C₉)-heteroaromatic group; R⁵ represents hydrogen, hydroxy, (C₁-C₃)alkoxy, halogen, lower alkyl, optionally substituted (C₇-C₁₁)aralkyl group or forms a bond together with the adjacent group R⁶; R⁶ represents hydrogen, hydroxy, (C₁-C₃)alkoxy, halogen, lower alkyl group, (C₂-C₉)acyl, optionally substituted (C₇-C₁₁)aralkyl or R⁶ forms a bond together with R⁵; R⁷ represents hydrogen or an optionally substituted group selected from (C₁-C₁₆)alkyl, (C₃-C₇)cycloalkyl, (C₆-C₁₀)aryl, (C₇-C₁₂)aralkyl, (C₁-C₆)alkoxy(C₁-C₆)alkyl, (C₁-C₆)alkoxycarbonyl, (C₆-C₁₀)aryloxycarbonyl, (C₁-C₆)alkylaminocarbonyl, (C₆-C₁₀)arylaminocarbonyl, (C₂-C₇)acyl, (C₂-C₅)heterocyclyl, (C₁-C₉)heteroaryl, or (C₂-C₁₀)heteraralkyl groups; R⁸ represents hydrogen or an optionally substituted group selected from (C₁-C₁₀)alkyl, (C₃-C₇)cycloalkyl, (C₆-C₁₀)aryl, (C₇-C₁₁)aralkyl, (C₂-C₅)heterocyclyl, (C₁-C₉)heteroaryl, or (C₂-C₁₀)heteroaralkyl groups; Y represents oxygen or NR¹⁰, where R¹⁰ represents hydrogen, (C₁-C₁₆)alkyl, (C₆-C₁₀)aryl, hydroxy(C₁-C₆)alkyl or (C₇-C₁₁)aralkyl groups or R⁸ and R¹⁰ together form a 5 or 6 membered cyclic structure containing carbon atoms, which optionally contains one or more heteroatoms selected from oxygen, sulfur or nitrogen; n is an integer ranging from 1-4 and m is an integer 0 or 1.

7b

Detailed Description of the Invention

The present invention is related to compounds having the general formula (I)



- 5 where R^1 , R^2 , R^3 , and R^4 may be same or different and represent hydrogen, halogen, hydroxy, nitro, cyano, formyl or optionally substituted groups selected from alkyl, cycloalkyl, alkoxy, cycloalkoxy, aryl, aryloxy, aralkyl, aralkoxy, heterocyclyl, heteroaryl, heteroaralkyl, heteroaryloxy, heteroaralkoxy, acyl, acyloxy, hydroxyalkyl, amino, acylamino, alkylamino, arylamino, aralkylamino, aminoalkyl, alkoxycarbonyl,
- 10 aryloxycarbonyl, aralkoxycarbonyl, alkoxyalkyl, aryloxyalkyl, aralkoxyalkyl, alkylthio, thioalkyl, alkoxycarbonylamino, aryloxycarbonylamino, aralkoxycarbonylamino, carboxylic acid or its derivatives, or sulfonic acid or its derivatives; the ring A fused to the ring containing X and N represents a 5-6 membered cyclic structure containing carbon atoms, which may optionally contain
- 15 one or more heteroatoms selected from oxygen, sulfur or nitrogen atoms, which may

optionally be substituted; the ring A may be saturated or contain one or more double bonds or may be aromatic; X represents a heteroatom selected from oxygen, sulfur or NR⁹ where R⁹ is hydrogen, alkyl, aryl, aralkyl, acyl, alkoxycarbonyl, aryloxycarbonyl, aralkoxycarbonyl and the like; Ar represents an optionally substituted divalent single or fused aromatic or heterocyclic group; R⁵ represents hydrogen atom, hydroxy, alkoxy, halogen, lower alkyl, optionally substituted aralkyl group or forms a bond together with the adjacent group R⁶; R⁶ represents hydrogen, hydroxy, alkoxy, halogen, lower alkyl group, acyl, optionally substituted aralkyl or R⁶ forms a bond together with R⁵; R⁷ represents hydrogen or optionally substituted groups selected from alkyl, cycloalkyl, aryl, aralkyl, alkoxyalkyl, alkoxycarbonyl, aryloxycarbonyl, alkylaminocarbonyl, arylaminocarbonyl, acyl, heterocyclyl, heteroaryl, or heteroaralkyl groups; R⁸ may be hydrogen or optionally substituted groups selected from alkyl, cycloalkyl, aryl, aralkyl, heterocyclyl, heteroaryl, or heteroaralkyl groups; Y represents oxygen or NR¹⁰, where R¹⁰ represents hydrogen, alkyl, aryl, hydroxyalkyl or aralkyl groups; R⁸ and R¹⁰ together may form a 5 or 6 membered cyclic structure containing carbon atoms, which may optionally contain one or more heteroatoms selected from oxygen, sulfur or nitrogen; n is an integer ranging from 1-4 and m is an integer 0 or 1.

Suitable groups represented by R¹ - R⁴ include hydrogen, halogen atom such as fluorine, chlorine, bromine, or iodine; hydroxy, cyano, nitro, formyl; substituted or unsubstituted (C₁-C₁₂)alkyl group, especially, linear or branched (C₁-C₆)alkyl group, such as methyl, ethyl, n-propyl, isopropyl, n-butyl, iso-butyl, t-butyl, n-pentyl, isopentyl, hexyl and the like; cyclo(C₃-C₆)alkyl group such as cyclopropyl, cyclobutyl, cyclopentyl, cyclohexyl and the like, the cycloalkyl group may be substituted; cyclo(C₃-C₆)alkyloxy group such as cyclopropyloxy, cyclobutyloxy, cyclopentyloxy, cyclohexyloxy and the like, the cycloalkoxy group may be substituted; aryl group such as phenyl, naphthyl and the like, the aryl group may be substituted; aralkyl such as benzyl or phenethyl, C₆H₅CH₂CH₂CH₂, naphthylmethyl and the like, the aralkyl group may be substituted and the substituted aralkyl is a group such as CH₃C₆H₄CH₂, Hal-C₆H₄CH₂, CH₃OC₆H₄CH₂, CH₃OC₆H₄CH₂CH₂ and

the like; heteroaryl group such as pyridyl, thienyl, furyl, pyrrolyl, oxazolyl, thiazolyl, imidazolyl, oxadiazolyl, tetrazolyl, benzopyranyl, benzofuranyl and the like, the heteroaryl group may be substituted; heterocyclyl groups such as aziridinyl, pyrrolidinyl, morpholinyl, piperidinyl, piperazinyl and the like, the heterocyclyl group may be substituted; aralkoxy group such as benzyloxy, phenethyloxy, naphthylmethoxy, phenylpropyloxy and the like, the aralkoxy group may be substituted; heteroaralkyl group such as furanmethyl, pyridinemethyl, oxazolethyl, oxazoleethyl and the like, the heteroaralkyl group may be substituted; aralkylamino group such as $C_6H_5CH_2NH$, $C_6H_5CH_2CH_2NH$, $C_2H_5CH_2NCH_3$ and the like, which may be substituted; aralkoxycarbonyl group such as benzyloxycarbonyl, phenethyloxycarbonyl, naphthylmethoxycarbonyl and the like, which may be substituted; (C_1-C_6) alkylamino group such as $NHCH_3$, $N(CH_3)_2$, $NCH_3(C_2H_5)$, NHC_2H_5 , NHC_3H_7 , NHC_6H_{13} and the like; alkoxyalkyl group such as methoxymethyl, ethoxymethyl, methoxyethyl, ethoxyethyl and the like; aryloxyalkyl group such as $C_6H_5OCH_2$, $C_6H_5OCH_2CH_2$, naphthyloxymethyl and the like, which may be substituted; aralkoxyalkyl group such as $C_6H_5CH_2OCH_2$, $C_6H_5CH_2OCH_2CH_2$ and the like, which may be substituted; heteroaryloxy and heteroaralkoxy, wherein heteroaryl moiety is as defined earlier and may be substituted; aryloxy group such as phenoxy, naphthyloxy and the like; the aryloxy group may be substituted; alkoxy carbonyl such as methoxycarbonyl, ethoxycarbonyl and the like; aryloxy carbonyl group such as optionally substituted phenoxycarbonyl, naphthyloxycarbonyl and the like; arylamino group such as HNC_6H_5 , $NCH_3(C_6H_5)$, $NHC_6H_4CH_3$, NHC_6H_4-Hal and the like; amino group; amino (C_1-C_6) alkyl; hydroxy (C_1-C_6) alkyl; (C_1-C_6) alkoxy such as methoxy, ethoxy, propyloxy, butyloxy, iso-propyloxy and the like; thio (C_1-C_6) alkyl; (C_1-C_6) alkylthio; acyl group such as acetyl, propanoyl, benzoyl and the like, the acyl group may be substituted; acylamino groups such as $NHCOCH_3$, $NHCOC_2H_5$, $NHCOC_3H_7$, $NHCOC_6H_5$ and the like; aralkoxycarbonylamino group such as $NHCOOCH_2C_6H_5$, $NHCOOCH_2CH_2C_6H_5$, $NCH_3COOCH_2C_2H_5$, $NC_2H_5COOCH_2C_6H_5$, $NHCOOCH_2C_6H_4CH_3$, $NHCOOCH_2C_6H_4OCH_3$ and the like; aryloxy carbonylamino group such as $NHCOOC_6H_5$, $NHCOOC_6H_5$, $NCH_3COOC_6H_5$, $NC_2H_5COOC_6H_5$, $NHCOOC_6H_4CH_3$, $NHCOOC_6H_4OCH_3$ and the like;

alkoxycarbonylamino group such as $\text{NHCOOC}_2\text{H}_5$, NHCOOCH_3 and the like; carboxylic acid or its derivatives such as amides, like CONH_2 , CONHMe , CONMe_2 , CONHEt , CONEt_2 , CONHPh and the like, the carboxylic acid derivatives may be substituted; acyloxy group such as OOCMe , OOCeEt , OOCPh and the like which may optionally be substituted; sulfonic acid or its derivatives such as SO_2NH_2 , SO_2NHMe , SO_2NMe_2 , SO_2NHCF_3 and the like, the sulfonic acid derivatives may be substituted.

When the groups represented by $\text{R}^1 - \text{R}^4$ are substituted, the substituents may be selected from halogen, hydroxy, or nitro or optionally substituted groups selected from alkyl, cycloalkyl, alkoxy, cycloalkoxy, aryl, aralkyl, aralkoxyalkyl, heterocyclyl, heteroaryl, heteroaralkyl, acyl, acyloxy, hydroxyalkyl, amino, acylamino, arylamino, aminoalkyl, aryloxy, alkoxy carbonyl, alkylamino, alkoxyalkyl, alkylthio, thioalkyl groups, carboxylic acid or its derivatives, or sulfonic acid or its derivatives.

Suitable ring A includes phenyl, naphthyl, cyclohexyl, cyclohexenyl, thienyl, furyl, pyrrolyl, oxazolyl, oxadiazolyl, thiazolyl, imidazolyl, isoxazolyl, pyridyl, pyranyl, dihydropyranyl, pyridazyl, pyrimidinyl and the like; which may be optionally substituted and substituents are selected from the same group as that of $\text{R}^1 - \text{R}^4$ and are defined as they are for $\text{R}^1 - \text{R}^4$. Preferred substituents are halogen, hydroxy, amino, formyl, optionally halogenated $(\text{C}_1 - \text{C}_6)$ alkyl, $(\text{C}_1 - \text{C}_6)$ alkoxy, cyclo $(\text{C}_3 - \text{C}_6)$ alkyl, cyclo $(\text{C}_3 - \text{C}_6)$ alkoxy, aryl, aralkyl, aralkoxy, heterocyclyl, acyl, acyloxy, carboxyl, alkoxy carbonyl, aralkoxy carbonyl, alkylamino, acylamino, aralkoxy carbonylamino, aminocarbonyl and the like.

It is preferred that cyclic structure represented by ring A is a phenyl or a pyridyl ring.

It is still more preferred that the cyclic structure represented by ring A is a phenyl ring.

Suitable X includes oxygen, sulfur or a group NR^9 , preferably oxygen and sulfur. Suitably, R^9 represents hydrogen, $(\text{C}_1 - \text{C}_6)$ alkyl, $(\text{C}_3 - \text{C}_6)$ cycloalkyl, aralkyl group such as benzyl, phenethyl; acyl group such as acetyl, propanoyl, butanoyl, benzoyl and the like; $(\text{C}_1 - \text{C}_6)$ alkoxy carbonyl; aryloxy carbonyl such as phenoxycarbonyl, $\text{CH}_3\text{OC}_6\text{H}_4\text{OCO}$, $\text{Hal-C}_6\text{H}_4\text{OCO}$, $\text{CH}_3\text{C}_6\text{H}_4\text{OCO}$, naphthyloxy carbonyl and the like; aralkoxy carbonyl such as benzyloxy carbonyl,

phenethyloxycarbonyl and the like; the groups represented by R^9 may be substituted or unsubstituted. When the groups represented by R^9 are substituted, the substituents may be selected from halogen, optionally halogenated lower alkyl, hydroxy, and optionally halogenated (C_1-C_3)alkoxy groups.

5 The group represented by Ar includes divalent phenylene, naphthylene, pyridyl, quinolinyl, benzofuranyl, benzoxazolyl, benzothiazolyl, indolyl, indolinyl, azaindolyl, azaindolinyll, indenyl, dihydrobenzofuryl, benzopyranyl, dihydrobenzopyranyl, pyrazolyl and the like. The substituents on the group represented by Ar include linear or branched optionally halogenated (C_1-C_6)alkyl, 10 optionally halogenated (C_1-C_3)alkoxy, halogen, acyl, amino, acylamino, thio, carboxylic and sulfonic acids and their derivatives. The substituents are defined as they are for R^1-R^4 .

It is more preferred that Ar represents a substituted or unsubstituted divalent phenylene, naphthylene, benzofuranyl, indolyl, indolinyl, quinolinyl, azaindolyl, 15 azaindolinyll, benzothiazolyl or benzoxazolyl group.

It is still more preferred that Ar represents divalent phenylene or benzofuranyl, which may be optionally substituted by methyl, halomethyl, methoxy or halomethoxy groups.

Suitable R^5 includes hydrogen, lower alkyl groups such as methyl, ethyl or 20 propyl; hydroxy, (C_1-C_3)alkoxy; halogen atom such as fluorine, chlorine, bromine, iodine; aralkyl such as benzyl, phenethyl, which may be optionally substituted or R^5 together with R^6 represent a bond.

Suitable R^6 may be hydrogen, lower alkyl groups such as methyl, ethyl or 25 propyl; hydroxy, (C_1-C_3)alkoxy; halogen atom such as fluorine, chlorine, bromine, iodine; acyl group such as linear or branched (C_1-C_9)acyl group such as acetyl, propanoyl, butanoyl, pentanoyl, benzoyl and the like; aralkyl such as benzyl, phenethyl, which may be optionally substituted or R^6 together with R^5 forms a bond.

It is preferred that R^5 and R^6 represent hydrogen atoms or R^5 and R^6 together represent a bond.

30 Suitable groups represented by R^7 may be selected from hydrogen, linear or branched (C_1-C_{16})alkyl, preferably (C_1-C_{12})alkyl group such as methyl, ethyl, n-

propyl, iso-propyl, n-butyl, iso-butyl, pentyl, hexyl, octyl and the like; (C₃-C₇)cycloalkyl group such as cyclopropyl, cyclobutyl, cyclopentyl, cyclohexyl, and the like, the cycloalkyl group may be substituted; aryl group such as phenyl, naphthyl and the like, the aryl group may be substituted; heteroaryl group such as pyridyl, thienyl, furyl and the like, the heteroaryl group may be substituted; heteroaralkyl group such as furanmethyl, pyridinemethyl, oxazolemethyl, oxazolethyl and the like, the heteroaralkyl group may be substituted; aralkyl group wherein the alkyl moiety may contain C₁-C₆ atoms such as benzyl and phenethyl etc, wherein the aryl moiety may be substituted; heterocyclyl group such as aziridinyl, pyrrolidinyl, piperidinyl and the like, the heterocyclyl group may be substituted; (C₁-C₆)alkoxy(C₁-C₆)alkyl group such as methoxymethyl, ethoxymethyl, methoxyethyl, ethoxypropyl and the like, the alkoxyalkyl group may be substituted; acyl group such as acetyl, propanoyl, butanoyl, benzoyl and the like; (C₁-C₆)alkoxycarbonyl, the alkyl group may be substituted; aryloxycarbonyl such as phenoxycarbonyl, naphthyloxycarbonyl and the like, the aryl group may be substituted; (C₁-C₆)alkylaminocarbonyl, the alkyl group may be substituted; arylaminocarbonyl such as PhNHCO, naphthylaminocarbonyl and the like, the aryl moiety may be substituted. The substituents on R⁷ may be selected from the same group as R¹-R⁴ and are defined in the same way.

Suitable groups represented by R⁸ may be selected from hydrogen, linear or branched (C₁-C₁₆)alkyl, preferably (C₁-C₁₂)alkyl group such as methyl, ethyl, n-propyl, iso-propyl, n-butyl, iso-butyl, pentyl, hexyl, octyl and the like; (C₃-C₇)cycloalkyl such as cyclopropyl, cyclopentyl, cyclohexyl and the like, the cycloalkyl group may be substituted; aryl group such as phenyl, naphthyl and the like, the aryl group may be substituted; heteroaryl group such as pyridyl, thienyl, furyl and the like, the heteroaryl group may be substituted; heteroaralkyl group such as furanmethyl, pyridinemethyl, oxazolemethyl, oxazolethyl and the like, the heteroaralkyl group may be substituted; aralkyl group such as benzyl, phenethyl and the like, the aralkyl group may be substituted; heterocyclyl group such as aziridinyl, pyrrolidinyl, piperidinyl and the like, the heterocyclyl group may be substituted. The substituents on R⁸ may be selected from the same group of R¹-R⁴.

Suitable groups represented by R¹⁰ may be selected from hydrogen, linear or

branched (C₁-C₁₆)alkyl, preferably (C₁-C₁₂)alkyl; hydroxy(C₁-C₆)alkyl; aryl group such as phenyl, naphthyl; aralkyl group such as benzyl and phenethyl.

Suitable ring structures formed by R⁸ and R¹⁰ together may be selected from pyrrolidinyl, piperidinyl, morpholinyl, piperazinyl and the like.

5 Suitable m is an integer ranging from 0-1. It is preferred that when m = 0, Ar represents a divalent benzofuranyl, benzoxazolyl, benzothiazolyl, indolyl, indolinyl, dihydrobenzofuryl, or dihydrobenzopyranyl group, preferably benzofuranyl group and when m = 1, Ar represents divalent phenylene, naphthylene, pyridyl, quinolinyl, benzofuranyl, benzoxazolyl, benzothiazolyl, indolyl, indolinyl, azaindolyl,
10 azaindolyl, indenyl, dihydrobenzofuryl, benzopyranyl, dihydrobenzopyranyl, or pyrazolyl group.

It is preferred that when m = 0, Ar represents a divalent benzofuranyl group, more preferably benzofuran-2,5-diyl group, and when m = 1, Ar represents a phenylene group.

15 Suitable n is an integer ranging from 1 to 4, preferably n represents an integer 1 or 2.


It is preferred that when m = 1, n represents 2.

It is also preferred that when m = 0, n represents 1.

Pharmaceutically acceptable salts forming part of this invention include salts
20 of the carboxylic acid moiety such as alkali metal salts like Li, Na, and K salts, alkaline earth metal salts like Ca and Mg salts, salts of organic bases such as lysine, arginine, guanidine, diethanolamine, choline and the like, ammonium or substituted ammonium salts, aluminum salts. Salts may include acid addition salts where appropriate which are, sulphates, nitrates, phosphates, perchlorates, borates,
25 hydrohalides, acetates, tartrates, maleates, citrates, succinates, palmoates, methanesulphonates, benzoates, salicylates, hydroxynaphthoates, benzenesulfonates, ascorbates, glycerophosphates, ketoglutarates and the like. Pharmaceutically acceptable solvates may be hydrates or comprising other solvents of crystallization such as alcohols.

30

Particularly useful compounds according to the present invention include :



- 14 -

Ethyl (E/Z)-3-[4-[2-(phenothiazin-10-yl)ethoxy]phenyl]-2-ethoxy
propenoate;

Ethyl (E)-3-[4-[2-(phenothiazin-10-yl)ethoxy]phenyl]-2-ethoxy
propenoate;

5 Ethyl (Z)-3-[4-[2-(phenothiazin-10-yl)ethoxy]phenyl]-2-ethoxy
propenoate;

Ethyl (E/Z)-3-[2-(phenothiazin-10-yl)methylbenzofuran-5-yl]-2-
ethoxypropenoate;

10 Ethyl (E)-3-[2-(phenothiazin-10-yl)methylbenzofuran-5-yl]-2-
ethoxypropenoate;

Ethyl (Z)-3-[2-(phenothiazin-10-yl)methylbenzofuran-5-yl]-2-
ethoxypropenoate;

15 Ethyl (E/Z)-3-[4-[2-(phenoxazin-10-yl)ethoxy]phenyl]-2-
ethoxypropenoate;

Ethyl (E)-3-[4-[2-(phenoxazin-10-yl)ethoxy]phenyl]-2-
ethoxypropenoate;

20 Ethyl (Z)-3-[4-[2-(phenoxazin-10-yl)ethoxy]phenyl]-2-
ethoxypropenoate;

(±) Methyl 3-[4-[2-(phenothiazin-10-yl)ethoxy]phenyl]-2-
ethoxypropanoate;

25 (+) Methyl 3-[4-[2-(phenothiazin-10-yl)ethoxy]phenyl]-2-
ethoxypropanoate;

(-) Methyl 3-[4-[2-(phenothiazin-10-yl)ethoxy]phenyl]-2-
ethoxypropanoate;

30 (±) Methyl 3-[2-(phenothiazin-10-yl)methylbenzofuran-5-yl]-2-
ethoxypropanoate;

(+) Methyl 3-[2-(phenothiazin-10-yl)methylbenzofuran-5-yl]-2-
ethoxypropanoate;

(-) Methyl 3-[2-(phenothiazin-10-yl)methylbenzofuran-5-yl]-2-

AMENDED SHEET

- 15 -

ethoxypropanoate;

(±) Methyl 3-[4-[2-(phenoxazin-10-yl)ethoxy]phenyl]-2-ethoxypropanoate;

5 (+) Methyl 3-[4-[2-(phenoxazin-10-yl)ethoxy]phenyl]-2-ethoxypropanoate;

(-) Methyl 3-[4-[2-(phenoxazin-10-yl)ethoxy]phenyl]-2-ethoxypropanoate;

10 (±) Ethyl 3-[4-[2-(phenoxazin-10-yl)ethoxy]phenyl]-2-ethoxypropanoate;

(+) Ethyl 3-[4-[2-(phenoxazin-10-yl)ethoxy]phenyl]-2-ethoxypropanoate;

15 (-) Ethyl 3-[4-[2-(phenoxazin-10-yl)ethoxy]phenyl]-2-ethoxypropanoate;

(±) Ethyl 3-[4-[2-(phenoxazin-10-yl)ethoxy]phenyl]-2-hydroxypropanoate;

20 (+) Ethyl 3-[4-[2-(phenoxazin-10-yl)ethoxy]phenyl]-2-hydroxypropanoate;

(-) Ethyl 3-[4-[2-(phenoxazin-10-yl)ethoxy]phenyl]-2-hydroxypropanoate;

25 (±) Ethyl 3-[4-[2-(phenoxazin-10-yl)ethoxy]phenyl]-2-butoxypropanoate;

(+) Ethyl 3-[4-[2-(phenoxazin-10-yl)ethoxy]phenyl]-2-butoxypropanoate;

(-) Ethyl 3-[4-[2-(phenoxazin-10-yl)ethoxy]phenyl]-2-butoxypropanoate;

30 (±) Ethyl 3-[4-[2-(phenoxazin-10-yl)ethoxy]phenyl]-2-hexyloxypropanoate;

(+) Ethyl 3-[4-[2-(phenoxazin-10-yl)ethoxy]phenyl]-2-

AMENDED SHEET

- 16 -

hexyloxypropanoate;

(-) Ethyl 3-[4-[2-(phenoxazin-10-yl)ethoxy]phenyl]-2-

hexyloxypropanoate;

5 (±) 3-[4-[2-(Phenothiazin-10-yl)ethoxy]phenyl]-2-ethoxypropanoic acid

and its salts;

(+) 3-[4-[2-(Phenothiazin-10-yl)ethoxy]phenyl]-2-ethoxypropanoic acid

and its salts;

(-) 3-[4-[2-(Phenothiazin-10-yl)ethoxy]phenyl]-2-ethoxypropanoic acid

10 and its salts;

(±) 3-[4-[2-(Phenothiazin-10-yl)ethoxy]phenyl]-2-ethoxy-2-

methylpropanoic acid and its salts;

(+) 3-[4-[2-(Phenothiazin-10-yl)ethoxy]phenyl]-2-ethoxy-2-

15 methylpropanoic acid and its salts;

(-) 3-[4-[2-(Phenothiazin-10-yl)ethoxy]phenyl]-2-ethoxy-2-

methylpropanoic acid and its salts;

(±) 3-[4-[2-(Phenothiazin-10-yl)ethoxy]phenyl]-2-phenoxypropanoic

20 acid and its salts;

(+) 3-[4-[2-(Phenothiazin-10-yl)ethoxy]phenyl]-2-phenoxypropanoic

acid and its salts;

(-) 3-[4-[2-(Phenothiazin-10-yl)ethoxy]phenyl]-2-phenoxypropanoic

acid and its salts;

25

(±) 3-[4-[2-(Phenothiazin-10-yl)ethoxy]phenyl]-2-phenoxy-2-

methylpropanoic acid and its salts;

(+) 3-[4-[2-(Phenothiazin-10-yl)ethoxy]phenyl]-2-phenoxy-2-

methylpropanoic acid and its salts;

30

(-) 3-[4-[2-(Phenothiazin-10-yl)ethoxy]phenyl]-2-phenoxy-2-

methylpropanoic acid and its salts;

(±) 3-[2-(Phenothiazin-10-yl)methyl benzofuran-5-yl]-2-ethoxy-

AMENDED SHEET

propanoic acid and its salts;

(+) 3-[2-(Phenothiazin-10-yl)methyl benzofuran-5-yl]-2-ethoxy-

propanoic acid and its salts;

(-) 3-[2-(Phenothiazin-10-yl)methyl benzofuran-5-yl]-2-ethoxy-

5 propanoic acid and its salts;

(±) 3-[4-[2-(Phenoxazin-10-yl)ethoxy]phenyl]-2-ethoxypropanoic acid

and its salts;

(+) 3-[4-[2-(Phenoxazin-10-yl)ethoxy]phenyl]-2-ethoxypropanoic acid

10 and its salts;

(-) 3-[4-[2-(Phenoxazin-10-yl)ethoxy]phenyl]-2-ethoxypropanoic acid

and its salts;

(±) 3-[4-[2-(Phenoxazin-10-yl)ethoxy]phenyl]-2-ethoxy-2-methyl-

15 propanoic acid and its salts;

(+) 3-[4-[2-(Phenoxazin-10-yl)ethoxy]phenyl]-2-ethoxy-2-methyl-

propanoic acid and its salts;

(-) 3-[4-[2-(Phenoxazin-10-yl)ethoxy]phenyl]-2-ethoxy-2-methyl-

propanoic acid and its salts;

20

(±) 3-[4-[2-(Phenoxazin-10-yl)ethoxy]phenyl]-2-phenoxypropanoic acid

and its salts;

(+) 3-[4-[2-(Phenoxazin-10-yl)ethoxy]phenyl]-2-phenoxypropanoic acid

and its salts;

25

(-) 3-[4-[2-(Phenoxazin-10-yl)ethoxy]phenyl]-2-phenoxypropanoic acid

and its salts;

(±) 3-[4-[2-(Phenoxazin-10-yl)ethoxy]phenyl]-2-phenoxy-2-methyl-

propanoic acid and its salts;

30

(+) 3-[4-[2-(Phenoxazin-10-yl)ethoxy]phenyl]-2-phenoxy-2-methyl-

propanoic acid and its salts;

(-) 3-[4-[2-(Phenoxazin-10-yl)ethoxy]phenyl]-2-phenoxy-2-methyl-

propanoic acid and its salts;

AMENDED SHEET

(±) 3-[4-[2-(Phenoxazin-10-yl)ethoxy]phenyl]-2-hydroxypropanoic acid
and its salts;

(+) 3-[4-[2-(Phenoxazin-10-yl)ethoxy]phenyl]-2-hydroxypropanoic acid
and its salts;

5 (-) 3-[4-[2-(Phenoxazin-10-yl)ethoxy]phenyl]-2-hydroxypropanoic acid
and its salts;

(±) 3-[4-[2-(Phenoxazin-10-yl)ethoxy]phenyl]-2-butoxypropanoic acid
and its salts;

10 (+) 3-[4-[2-(Phenoxazin-10-yl)ethoxy]phenyl]-2-butoxypropanoic acid
and its salts;

(-) 3-[4-[2-(Phenoxazin-10-yl)ethoxy]phenyl]-2-butoxypropanoic acid
and its salts;

15 (±) 3-[4-[2-(Phenoxazin-10-yl)ethoxy]phenyl]-2-hexyloxypropanoic
acid and its salts;

(+) 3-[4-[2-(Phenoxazin-10-yl)ethoxy]phenyl]-2-hexyloxypropanoic
acid and its salts;

20 (-) 3-[4-[2-(Phenoxazin-10-yl)ethoxy]phenyl]-2-hexyloxypropanoic acid
and its salts;

[(2R)-N(1S)]-3-[4-[2-(Phenoxazin-10-yl)ethoxy]phenyl]-2-ethoxy-N-(2-
hydroxy-1-phenyl ethyl)propanamide;

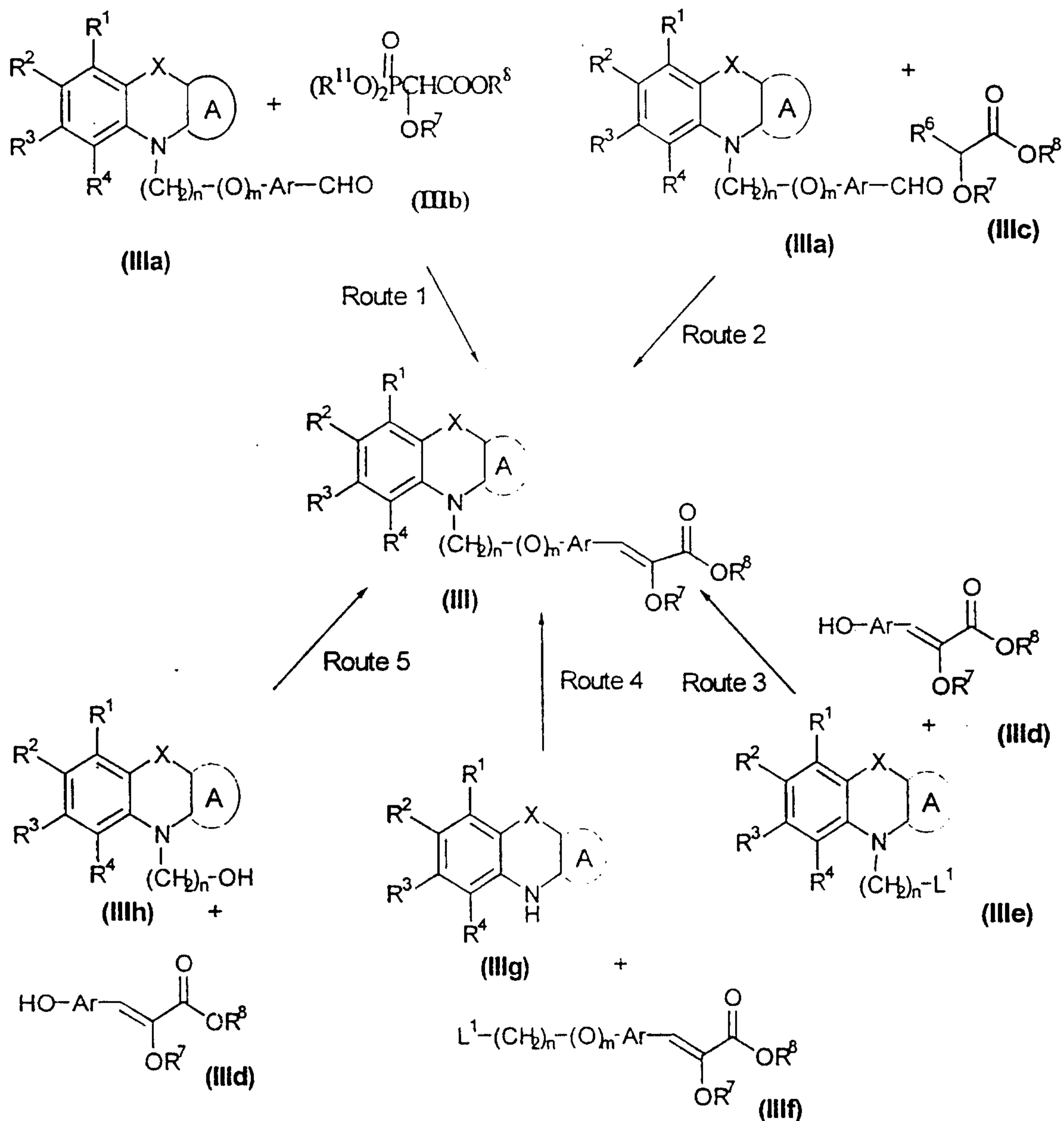
25 [(2S)-N(1S)]-3-[4-[2-(Phenoxazin-10-yl)ethoxy]phenyl]-2-ethoxy-N-(2-
hydroxy-1-phenyl ethyl)propanamide;

[(2S)-N(1S)]-3-[4-[2-(Phenothiazin-10-yl)ethoxy]phenyl]-2-ethoxy-N-
(2-hydroxy-1-phenyl ethyl)propanamide; and

[(2R)-N(1S)]-3-[4-[2-(Phenothiazin-10-yl)ethoxy]phenyl]-2-ethoxy-N-
(2-hydroxy-1-phenyl ethyl)propanamide.

30 According to a feature of the present invention, the compound of
general

formula (III) where $R^1, R^2, R^3, R^4, R^7, R^8, X, A, n, m, Ar$ are as defined earlier and R^5 and R^6 together represent a bond, can be prepared by any of the following routes shown in Scheme I. The compound of general formula (III) represents a compound of general formula (I), wherein all the symbols are as defined earlier and R^5 and R^6 together represent a bond and Y represents oxygen atom.



Scheme - I

Route (1) : The reaction of a compound of the general formula (IIIa) where all symbols are as defined earlier with a compound of formula (IIIb), where R^{11} may be a

lower alkyl group and R^7 , R^8 are as defined earlier, to yield a compound of general formula (III) may be carried out in the presence of a base such as alkali metal hydrides like NaH, KH or organolithiums like CH_3Li , BuLi and the like or alkoxides such as NaOMe, NaOEt, K^+BuO^- or mixtures thereof. The reaction may be carried out
5 in presence of solvents such as THF, dioxane, DMF, DMSO, DME and the like or mixtures thereof. HMPA may be used as cosolvent. The reaction temperature may range from $-78\text{ }^\circ\text{C}$ to $50\text{ }^\circ\text{C}$, preferably at a temperature in the range of $-10\text{ }^\circ\text{C}$ to $30\text{ }^\circ\text{C}$. The compound of general formula (III b) may be prepared according to the procedure described in the literature (Annalen. Chemie, (1996) 53, 699).

10

Route (2) : The reaction of a compound of the general formula (IIIa) where all symbols are as defined earlier with a compound of formula (IIIc) where R^6 represents a hydrogen atom and R^7 , R^8 are as defined earlier may be carried out under conventional conditions. The base is not critical. Any base normally employed for
15 aldol condensation reaction may be employed; bases like metal hydride such as NaH, or KH, metal alkoxides such as NaOMe, K^+BuO^- , NaOEt; metal amides such as $LiNH_2$, $LiN(ipr)_2$ may be used. Aprotic solvent such as THF, ether, dioxane may be used. The reaction may be carried out in an inert atmosphere which may be maintained by using inert gases such as N_2 , Ar, or He and the reaction is more
20 effective under anhydrous conditions. Temperature in the range of $-80\text{ }^\circ\text{C}$ to $35\text{ }^\circ\text{C}$ may be used. The β -hydroxy product may be dehydrated under conventional dehydration conditions such as treating with PTSA in solvents such as benzene or toluene. The nature of solvent and dehydrating agent is not critical. Temperature in the range of $20\text{ }^\circ\text{C}$ to reflux temperature of the solvent used may be employed,
25 preferably at reflux temperature of the solvent by continuous removal of water using a Dean Stark water separator.

30

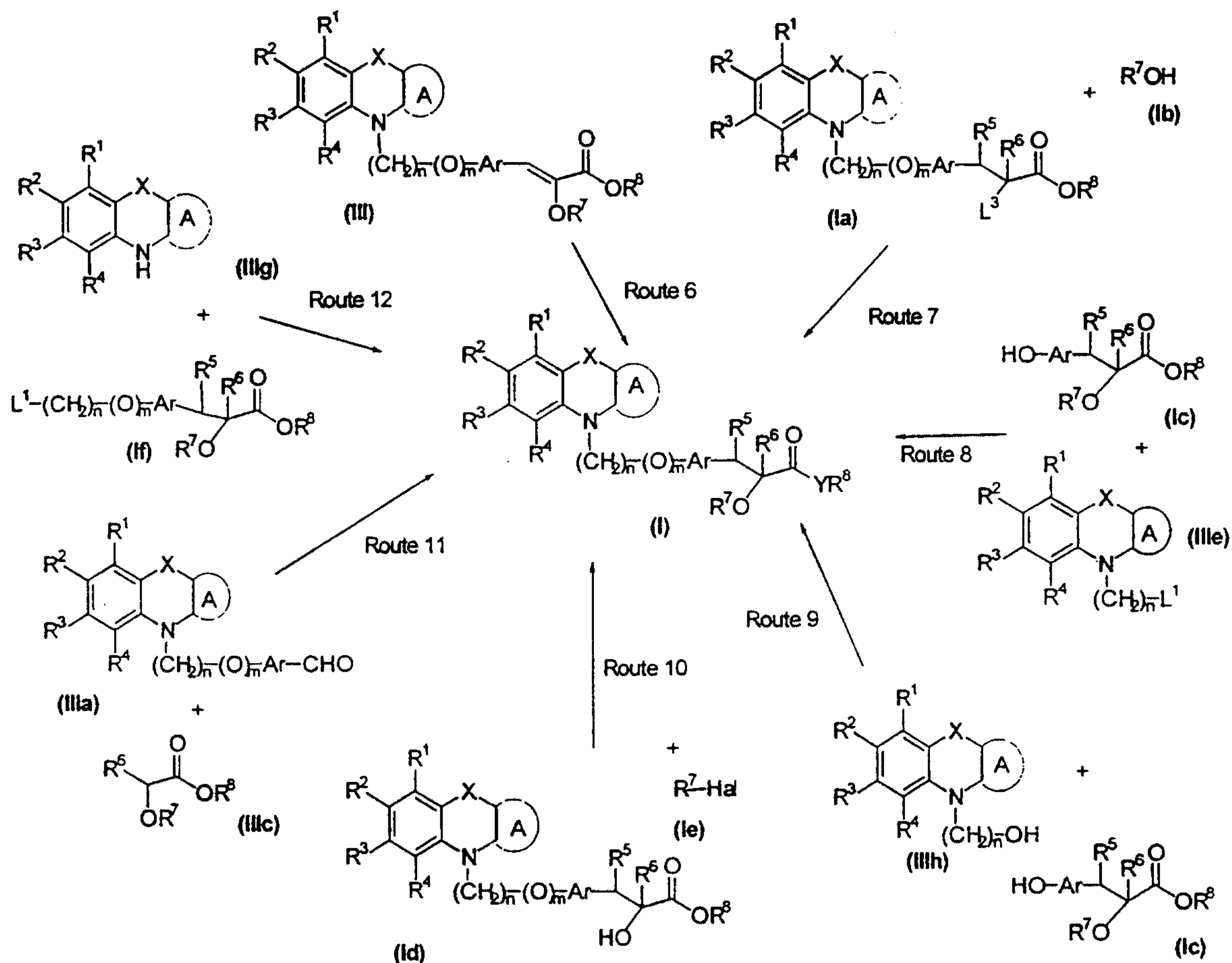
Route (3) : The reaction of compound of formula (IIIe) where L^1 is a leaving group such as halogen atom, p-toluenesulfonate, methanesulfonate, trifluoromethanesulfonate and the like and all symbols are as defined earlier with a
30 compound of formula (IIId) where R^7 , R^8 and Ar are as defined earlier to produce a

compound of the formula (III) may be carried out in the presence of solvents such as THF, DMF, DMSO, DME and the like or mixtures thereof. The reaction may be carried out in an inert atmosphere which may be maintained by using inert gases such as N₂, Ar, or He. The reaction may be effected in the presence of a base such as K₂CO₃, Na₂CO₃ or NaH or mixtures thereof. Acetone may be used as solvent when Na₂CO₃ or K₂CO₃ is used as a base. The reaction temperature may range from 0 °C - 120 °C, preferably at a temperature in the range of 30 °C - 100 °C. The duration of the reaction may range from 1 to 24 hours, preferably from 2 to 12 hours. The compound of formula (III_d) can be prepared according to known procedure by a Wittig Horner reaction between the hydroxy protected aryl aldehyde such as benzyloxyaryl aldehyde and compound of formula (III_b), followed by deprotection.

Route (4) : The reaction of a compound of general formula (III_g) where all symbols are as defined earlier with a compound of general formula (III_f) where all symbols are as defined earlier and L¹ is a leaving group such as halogen atom, p-toluenesulfonate, methanesulfonate, trifluoromethanesulfonate and the like, preferably a halogen atom to produce a compound of general formula (III) may be carried out in the presence of solvents such as DMSO, DMF, DME, THF, dioxane, ether and the like or a combination thereof. The reaction may be carried out in an inert atmosphere which may be maintained by using inert gases such as N₂, Ar, or He. The reaction may be effected in the presence of a base such as alkalis like sodium hydroxide, potassium hydroxide, alkali metal carbonates like sodium carbonate, potassium carbonate; alkali metal hydrides such as sodium hydride or potassium hydride; organometallic bases like n-butyl lithium, alkali metal amides like sodamide or mixtures of bases. The amount of base may range from 1 to 5 equivalents, based on the amount of the compound of formula (III_a), preferably the amount of base ranges from 1 to 3 equivalents. Phase transfer catalysts such as tetraalkylammonium halide or hydroxide may be added. The reaction may be carried out at a temperature in the range of 0 °C to 150 °C, preferably at a temperature in the range of 15 °C to 100 °C. The duration of the reaction may range from 0.25 to 48 hours, preferably from 0.25 to 12 hours.

Route (5) : The reaction of compound of general formula (IIIh) where all symbols are as defined earlier with a compound of general formula (IIIId) may be carried out using suitable coupling agents such as dicyclohexyl urea, triarylphosphine/dialkylazadicarboxylate such as PPh_3 / DEAD and the like. The reaction may be carried out in the presence of solvents such as THF, DME, CH_2Cl_2 , CHCl_3 , toluene, acetonitrile, carbontetrachloride and the like. The inert atmosphere may be maintained by using inert gases such as N_2 , Ar, or He. The reaction may be effected in the presence of DMAP, HOBT and they may be used in the range of 0.05 to 2 equivalents, preferably 0.25 to 1 equivalents. The reaction temperature may be in the range of 0°C to 100°C , preferably at a temperature in the range of 20°C to 80°C . The duration of the reaction may range from 0.5 to 24 hours, preferably from 6 to 12 hours.

According to another embodiment of the present invention, the compound of the general formula (I) where $\text{R}^1, \text{R}^2, \text{R}^3, \text{R}^4, \text{R}^5, \text{R}^6, \text{R}^7, \text{R}^8, \text{X}, \text{A}, \text{n}, \text{m}$, and Ar are as defined earlier and Y represents oxygen atom can be prepared by one or more of the processes shown in Scheme - II:



Scheme - II

Route (6) : The reduction of compound of the formula (III) obtained as described earlier in Scheme-I, to yield a compound of the general formula (I) where R⁵ and R⁶ each represent hydrogen atom and all symbols are as defined earlier, may be carried out in the presence of gaseous hydrogen and a catalyst such as Pd/C, Rh/C, Pt/C, and the like. Mixtures of catalysts may be used. The reaction may also be conducted in the presence of solvents such as dioxane, acetic acid, ethyl acetate, ethanol and the like. The nature of the solvent is not critical. A pressure between atmospheric pressure and 80 psi may be employed. Higher pressures may be used to reduce the reaction time. The catalyst may be preferably 5 - 10 % Pd/C and the amount of catalyst used may range from 1 - 100 % w/w. The reaction may also be carried out by employing metal solvent reduction such as magnesium in alcohol or sodium amalgam in alcohol.

Route (7) : The reaction of compound of formula (Ia) where all symbols are as defined

earlier and L^3 is a leaving group such as halogen atom with an alcohol of general formula (Ib), where R^7 is as defined earlier to produce a compound of the formula (I) may be carried out in the presence of solvents such as THF, DMF, DMSO, DME and the like or mixtures thereof. The reaction may be carried out in an inert atmosphere which may be maintained by using inert gases such as N_2 , Ar, or He. The reaction may be effected in the presence of a base such as KOH, NaOH, NaOMe, NaOEt, K^+BuO^- or NaH or mixtures thereof. Phase transfer catalysts such as tetraalkylammonium halides or hydroxides may be employed. The reaction temperature may range from 20 °C - 120 °C, preferably at a temperature in the range of 30 °C - 100 °C. The duration of the reaction may range from 1 to 12 hours, preferably from 2 to 6 hours.

Route (8) : The reaction of compound of formula (IIIe) defined earlier with compound of formula (Ic) where all symbols are as defined earlier to produce a compound of the formula (I) may be carried out in the presence of solvents such as THF, DMF, DMSO, DME and the like or mixtures thereof. The reaction may be carried out in an inert atmosphere which is maintained by using inert gases such as N_2 , Ar or He. The reaction may be effected in the presence of a base such as K_2CO_3 , Na_2CO_3 or NaH or mixtures thereof. Acetone may be used as a solvent when K_2CO_3 or Na_2CO_3 is used as a base. The reaction temperature may range from 20 °C - 120 °C, preferably at a temperature in the range of 30 °C - 80 °C. The duration of the reaction may range from 1 to 24 hours, preferably from 2 to 12 hours. The compound of formula (Ic) may be prepared by Wittig Horner reaction between the protected hydroxyaryl aldehyde and compound of formula (IIIb) followed by reduction of the double bond and deprotection. Alternatively, the compound of formula (Ic) may be prepared by following a procedure disclosed in WO 94/01420.

Route 9 : The reaction of compound of general formula (IIIh) defined earlier with a compound of general formula (Ic) where all symbols are as defined earlier may be carried out using suitable coupling agents such as dicyclohexyl urea,

triarylphosphine/dialkylazadicarboxylate such as PPh_3 / DEAD and the like. The reaction may be carried out in the presence of solvents such as THF, DME, CH_2Cl_2 , CHCl_3 , toluene, acetonitrile, carbontetrachloride and the like. The inert atmosphere may be maintained by using inert gases such as N_2 , Ar, or He. The reaction may be effected in the presence of DMAP, HOBT and they may be used in the range of 0.05 to 2 equivalents, preferably 0.25 to 1 equivalents. The reaction temperature may be in the range of 0°C to 100°C , preferably at a temperature in the range of 20°C to 80°C . The duration of the reaction may range from 0.5 to 24 hours, preferably from 6 to 12 hours.

10 Route (10) : The reaction of compound of formula (Id) where all symbols are as defined earlier with a compound of formula (Ie) where R^7 is as defined earlier and Hal represents Cl, Br, or I, to produce a compound of formula (I) may be carried out in the presence of solvents such as THF, DMF, DMSO, DME and the like. The inert atmosphere may be maintained by using inert gases such as N_2 , Ar or He. The reaction may be effected in the presence of a base such as KOH, NaOH, NaOMe, K^+BuO^- , NaH and the like. Phase transfer catalyst such as tetraalkylammonium halides or hydroxides may be employed. The reaction temperature may range from 20°C to 150°C , preferably at a temperature in the range of 30°C to 100°C . The duration of the reaction may range from 1 to 24 hours, preferably from 2 to 12 hours.

20 The compound of formula (Id) represents compound of formula (I) where R^7 represents H and Y represents oxygen atom.

Route (11) : The reaction of a compound of the general formula (IIIa) as defined earlier with a compound of formula (IIIc) where R^6 , R^7 , and R^8 are as defined earlier may be carried out under conventional conditions. The base is not critical. Any base normally employed for aldol condensation reaction may be employed, like, metal hydrides such as NaH, or KH; metal alkoxides such as NaOMe, K^+BuO^- , or NaOEt; metal amides such as LiNH_2 , or $\text{LiN}(\text{ipr})_2$. Aprotic solvent such as THF, ether, or dioxane may be used. The reaction may be carried out in an inert atmosphere which may be maintained by using inert gases such as N_2 , Ar, or He and the reaction is more effective under anhydrous conditions. Temperature in the range of -80°C to 25°C may be used. The β -hydroxy aldol product may be dehydroxylated using conventional

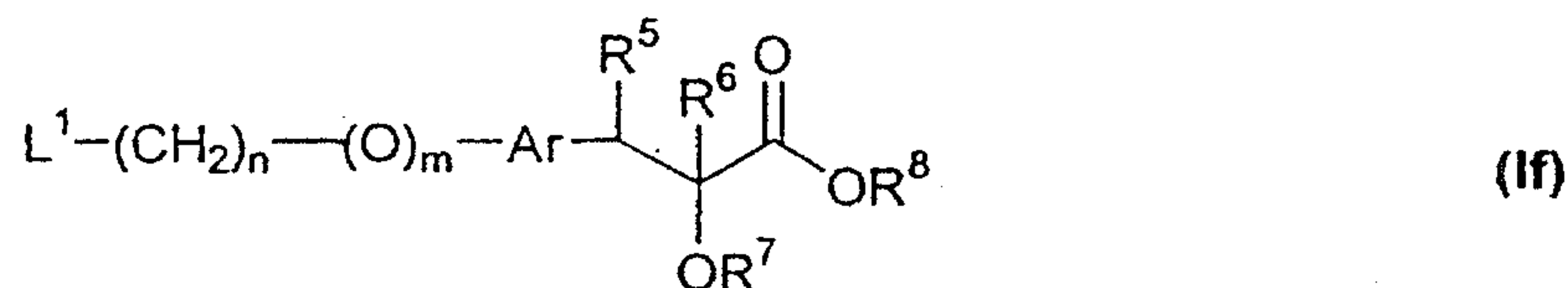
methods, conveniently by ionic hydrogenation technique such as by treating with a trialkyl silane in the presence of an acid such as trifluoroacetic acid. Solvent such as CH_2Cl_2 may be used. Favorably, reaction proceeds at 25 °C. Higher temperature may be employed if the reaction is slow.

5 Route (12): The reaction of a compound of general formula (IIIg) where all symbols are as defined earlier with a compound of general formula (If) where L^1 is a leaving group such as halogen atom, p-toluenesulfonate, methanesulfonate, trifluoromethanesulfonate and the like, preferably a halogen atom and all other symbols are as defined earlier to produce a compound of general formula (I) may be
10 carried out in the presence of solvents such as DMSO, DMF, DME, THF, dioxane, ether and the like or a combination thereof. The reaction may be carried out in an inert atmosphere which may be maintained by using inert gases such as N_2 , Ar, or He. The reaction may be effected in the presence of a base such as alkalis like sodium hydroxide, or potassium hydroxide; alkali metal carbonates like sodium carbonate, or
15 potassium carbonate; alkali metal hydrides such as sodium hydride or potassium hydride; organometallic bases like n-butyl lithium, alkali metal amides like sodamide or mixtures thereof. The amount of base may range from 1 to 5 equivalents, based on the amount of the compound of formula (IIIg), preferably the amount of base ranges from 1 to 3 equivalents. The reaction may be carried out in the presence of phase
20 transfer catalysts such as tetraalkylammonium halides or hydroxides. The reaction may be carried out at a temperature in the range of 0 °C to 150 °C, preferably at a temperature in the range of 15 °C to 100 °C. The duration of the reaction may range from 0.25 to 24 hours, preferably from 0.25 to 12 hours.

The compound of general formula (I) where Y represents oxygen and R^8 is as
25 defined earlier may be converted to compound of formula (I), where Y represents NR^{10} by reaction with appropriate amines. Suitably the compound of formula (I) where YR^8 represents OH may be converted to acid halide, preferably $\text{YR}^8 = \text{Cl}$, by reacting with appropriate reagents such as oxalyl chloride, thionyl chloride and the like, followed by treatment with amines. Alternatively, mixed anhydrides may be
30 prepared from compound of formula (I) where YR^8 represents OH and all other symbols are as defined earlier by treating with acid halides such as acetyl chloride, acetyl

bromide, pivaloyl chloride, dichlorobenzoyl chloride and the like. The reaction may be carried out in the presence of suitable base such as pyridine, triethylamine, diisopropyl ethyl amine and the like. Solvents such as halogenated hydrocarbons like CHCl_3 , or CH_2Cl_2 ; hydrocarbons such as benzene, toluene, xylene and the like may be used. The reaction may be carried out at a temperature in the range of -40°C to 40°C , preferably 0°C to 20°C . The acid halide or mixed anhydride thus prepared may further be treated with appropriate amines.

In another embodiment of the present invention the novel intermediate of formula (If)



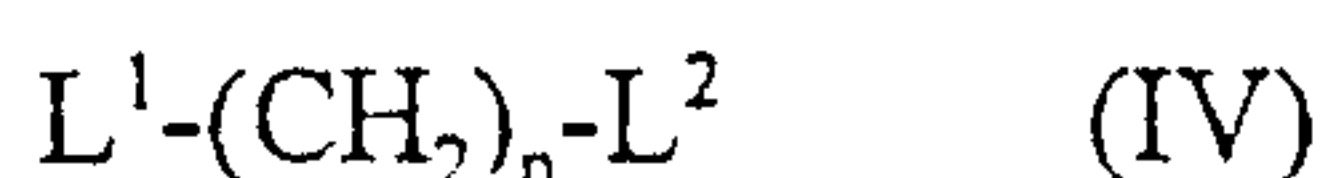
where Ar represents an optionally substituted divalent single or fused aromatic or heterocyclic group; R^5 represents hydrogen atom, hydroxy, alkoxy, halogen, lower alkyl, optionally substituted aralkyl group or forms a bond together with the adjacent group R^6 ; R^6 represents hydrogen, hydroxy, alkoxy, halogen, lower alkyl group, acyl, optionally substituted aralkyl or R^6 forms a bond together with R^5 ; R^7 represents hydrogen or optionally substituted groups selected from alkyl, cycloalkyl, aryl, aralkyl, alkoxyalkyl, alkoxy carbonyl, aryloxy carbonyl, alkylaminocarbonyl, arylaminocarbonyl, acyl, heterocyclyl, heteroaryl, or heteroaralkyl groups; R^8 may be hydrogen or optionally substituted groups selected from alkyl, cycloalkyl, aryl, aralkyl, heterocyclyl, heteroaryl, or heteroaralkyl groups; n is an integer ranging from 1-4; m is an integer 0 or 1 and L^1 is a leaving group such as halogen atom, p-toluenesulfonate, methanesulfonate, trifluoromethanesulfonate and the like, preferably a halogen atom and a process for its preparation and its use in the preparation of β -aryl- α -substituted hydroxyalkanoic acids is provided.

- 28 -

The compound of formula (If) where $m = 0$ and all other symbols are as defined may be prepared by reacting a compound of formula (Ic)



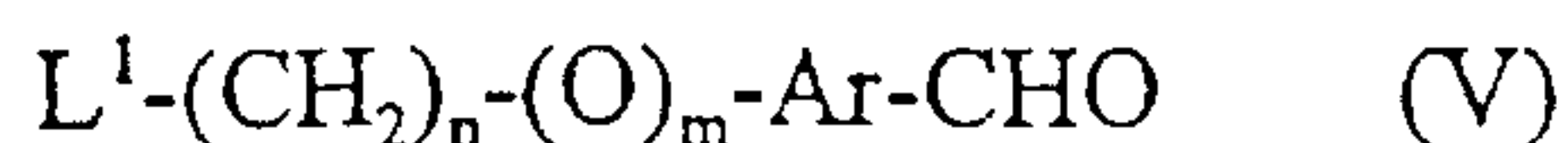
where R^5 , R^6 , R^7 , R^8 , and Ar are as defined earlier, with a compound of formula (IV)



where L^1 and L^2 may be same or different and represent a leaving group such as Cl, Br, I, methanesulfonate, trifluoromethanesulfonate, p-toluenesulfonate and the like or L^2 may also represent a hydroxy or a protected hydroxy group which may be later converted to a leaving group; n represents an integer ranging from 1-4.

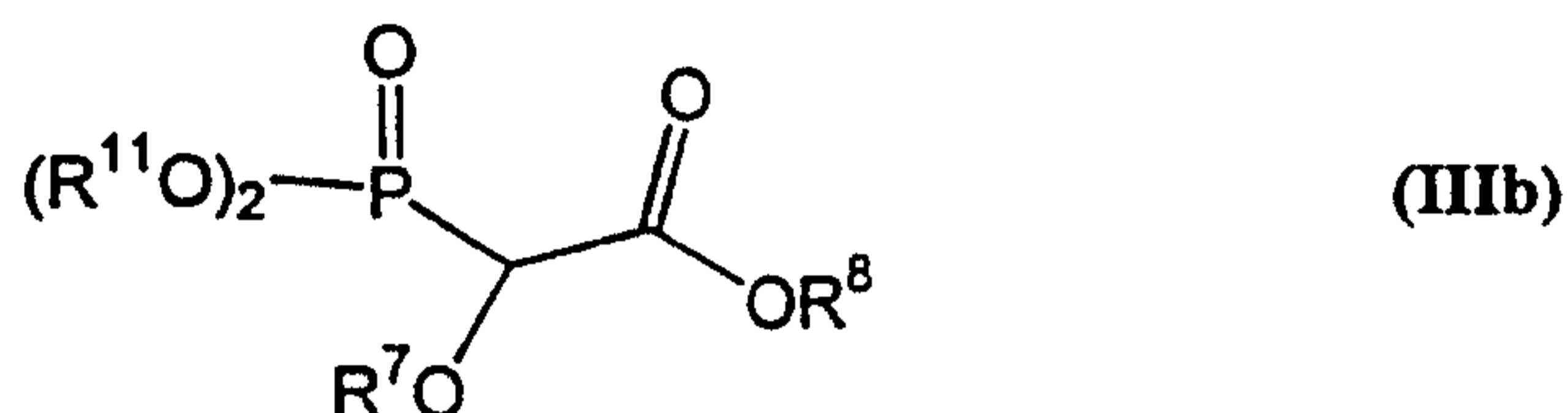
The reaction of compound of formula (Ic) with a compound of formula (IV) to produce a compound of formula (If) may be carried out in the presence of solvents such as THF, DMF, DMSO, DME and the like or mixtures thereof. The reaction may be carried out in an inert atmosphere, which may be maintained by using inert gases such as N_2 , Ar or He. The reaction may be effected in the presence of a base such as K_2CO_3 , Na_2CO_3 or NaH or mixtures thereof. Acetone may be used as solvent when Na_2CO_3 or K_2CO_3 is used as a base. The reaction temperature may range from 20°C - 120°C , preferably at a temperature in the range of 30°C - 80°C . The duration of the reaction may range from 1 to 24 hours, preferably from 2 to 12 hours.

Alternatively, intermediate of formula (If) may be prepared by reacting a compound of formula (V)



where L^1 represents a leaving group such as Cl, Br, I, methanesulfonate, trifluoromethanesulfonate, p-toluenesulfonate and the like and all other symbols are as defined earlier, with a compound of formula (IIIb)

AMENDED SHEET



where all symbols are as defined earlier, to yield a compound of formula (IIIf) which is further reduced to yield a compound of formula (If). The compound of formula (IIIf) represents a compound of formula (If) wherein R⁵ and R⁶ together represent a bond and all other symbols are as defined earlier.

The reaction of compound of formula (V) with (IIIb) may be carried out in the presence of a base such as alkali metal hydrides like NaH, or KH or organolithiums like CH₃Li, BuLi and the like or alkoxides such as NaOMe, NaOEt, K⁺BuO⁻ or mixtures thereof. The reaction may be carried out in presence of solvents such as THF, dioxane, DMF, DMSO, DME and the like or mixtures thereof. HMPA may be used as cosolvent. The reaction temperature may range from -78 °C to 50 °C, preferably at a temperature in the range of -10 °C to 30 °C. The reduction of compound of the formula (IIIf) may be carried out in the presence of gaseous hydrogen and a catalyst such as Pd/C, Rh/C, Pt/C, and the like. Mixtures of catalysts may be used. The reaction may also be conducted in the presence of solvents such as dioxane, acetic acid, ethyl acetate, ethanol and the like. The nature of the solvent is not critical. A pressure between atmospheric pressure and 80 psi may be employed. Higher pressures may be used to reduce the reaction time. The catalyst may be preferably 5 - 10 % Pd/C and the amount of catalyst used may range from 1 - 100 % w/w. The reaction may also be carried out by employing metal solvent reduction such as magnesium in alcohol or sodium amalgam in alcohol.

The pharmaceutically acceptable salts are prepared by reacting the compound of formula (I) with 1 to 4 equivalents of a base such as sodium hydroxide, sodium methoxide, sodium hydride, potassium t-butoxide, calcium hydroxide, magnesium hydroxide and the like, in solvents like ether, THF, methanol, t-butanol, dioxane, isopropanol, ethanol etc. Mixture of solvents may be used. Organic bases like lysine, arginine, diethanolamine, choline, guanidine and their derivatives etc. may also be used. Alternatively, acid addition salts wherever applicable are prepared by treatment with acids such as hydrochloric acid, hydrobromic acid, nitric acid, sulfuric acid,

- 30 -

phosphoric acid, p-toluenesulphonic acid, methanesulfonic acid, acetic acid, citric acid, maleic acid, salicylic acid, hydroxynaphthoic acid, ascorbic acid, palmitic acid, succinic acid, benzoic acid, benzenesulfonic acid, tartaric acid and the like in solvents like ethyl acetate, ether, alcohols, acetone, THF, dioxane etc. Mixture of solvents
5 may also be used.

The stereoisomers of the compounds forming part of this invention may be prepared by using reactants in their single enantiomeric form in the process wherever possible or by conducting the reaction in the presence of reagents or catalysts in their single enantiomer form or by resolving the mixture of stereoisomers
10 by conventional methods. Some of the preferred methods include use of microbial resolution, resolving the diastereomeric salts formed with chiral acids such as mandelic acid, camphorsulfonic acid, tartaric acid, lactic acid, and the like wherever applicable or chiral bases such as brucine, cinchona alkaloids and their derivatives and the like. Commonly used methods are compiled by Jaques et al in "Enantiomers,
15 Racemates and Resolution" (Wiley Interscience, 1981). More specifically the compound of formula (I) where YR^8 represents OH may be converted to a 1:1 mixture of diastereomeric amides by treating with chiral amines, aminoacids, aminoalcohols derived from aminoacids; conventional reaction conditions may be employed to convert acid into an amide; the diastereomers may be separated either by
20 fractional crystallization or chromatography and the stereoisomers of compound of formula (I) may be prepared by hydrolyzing the pure diastereomeric amide.

Various polymorphs of compound of general formula (I) forming part of this invention may be prepared by crystallization of compound of formula (I) under different conditions. For example, using different solvents commonly used or
25 their mixtures for recrystallization; crystallizations at different temperatures; various modes of cooling, ranging from very fast to very slow cooling during crystallizations. Polymorphs may also be obtained by heating or melting the compound followed by gradual or fast cooling. The presence of polymorphs may be determined by solid probe nmr spectroscopy, ir spectroscopy, differential scanning calorimetry, powder X-
30 ray diffraction or such other techniques.

The present invention also provides a pharmaceutical composition, containing

AMENDED SHEET

one or more compounds of the general formula (I), as defined above, their tautomeric forms, their stereoisomers, their polymorphs, their pharmaceutically acceptable salts, their pharmaceutically acceptable solvates in combination with the usual pharmaceutically employed carriers, diluents and the like, useful for the treatment and / or prophylaxis of insulin resistance (type 2 diabetes), impaired glucose tolerance, dyslipidemia, disorders related to syndrome X such as hypertension, obesity, insulin resistance, atherosclerosis, hyperlipidemia, coronary heart disease and other cardiovascular disorders. The compounds of the present invention are also useful for the treatment of certain renal diseases including glomerulonephritis, glomerulosclerosis, nephrotic syndrome, hypertensive nephrosclerosis, for the treatment of psoriasis, and polycystic ovarian syndrome (PCOS). These compounds may also be useful as aldose reductase inhibitors, for improving cognitive functions in dementia and treating diabetic complications and osteoporosis.

The pharmaceutical composition may be in the forms normally employed, such as tablets, capsules, powders, syrups, solutions, suspensions and the like, may contain flavourants, sweeteners etc. in suitable solid or liquid carriers or diluents, or in suitable sterile media to form injectable solutions or suspensions. Such compositions typically contain from 1 to 20 %, preferably 1 to 10 % by weight of active compound, the remainder of the composition being pharmaceutically acceptable carriers, diluents or solvents.

The compound of the formula (I) as defined above are clinically administered to mammals, including man, via either oral or parenteral routes. Administration by the oral route is preferred, being more convenient and avoiding the possible pain and irritation of injection. However, in circumstances where the patient cannot swallow the medication, or absorption following oral administration is impaired, as by disease or other abnormality, it is essential that the drug be administered parenterally. By either route, the dosage is in the range of about 0.01 to about 100 mg / kg body weight of the subject per day or preferably about 0.01 to about 30 mg / kg body weight per day administered singly or as a divided dose. However, the optimum dosage for the individual subject being treated will be determined by the person responsible for treatment, generally smaller doses being administered initially and

- 32 -

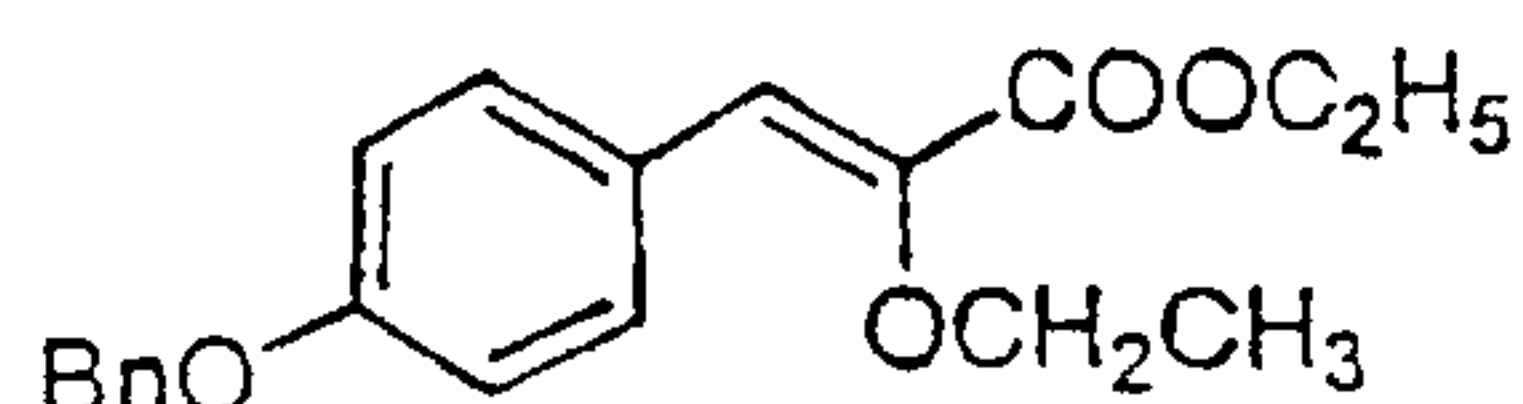
thereafter increments made to determine the most suitable dosage.

Suitable pharmaceutically acceptable carriers include solid fillers or diluents and sterile aqueous or organic solutions. The active compound will be present in such pharmaceutical compositions in the amounts sufficient to provide the
5 desired dosage in the range as described above. Thus, for oral administration, the compounds can be combined with a suitable solid or liquid carrier or diluent to form capsules, tablets, powders, syrups, solutions, suspensions and the like. The pharmaceutical compositions, may, if desired, contain additional components such as flavourants, sweeteners, excipients and the like. For parenteral administration, the
10 compounds can be combined with sterile aqueous or organic media to form injectable solutions or suspensions. For example, solutions in sesame or peanut oil, aqueous propylene glycol and the like can be used, as well as aqueous solutions of water-soluble pharmaceutically-acceptable acid addition salts or salts with base of the compounds. The injectable solutions prepared in this manner can then be
15 administered intravenously, intraperitoneally, subcutaneously, or intramuscularly, with intramuscular administration being preferred in humans.

The invention is explained in detail in the examples given below which are provided by way of illustration only and therefore should not be construed to limit the scope of the invention.

20 Preparation I

Ethyl (E/Z)-3-[4-benzyloxyphenyl]-2-ethoxypropenoate:



25 A solution of triethyl-2-ethoxyphosphonoacetate prepared by the method of Grell and Machleidt, *Annalen. Chemie*, 1996, 699, 53 (3.53 g, 13.2 mmol) in dry tetrahydrofuran (10 mL) was added slowly to a stirred ice cooled suspension of sodium hydride (60 % dispersion of oil) (0.62 g, 25.94 mmol) in dry tetrahydrofuran (5 mL), under a nitrogen atmosphere. The mixture was stirred at 0°C for 30 min.
30 prior to the addition of a 4-benzyloxybenzaldehyde (2.5 g, 11.79 mmol) in dry

AMENDED SHEET

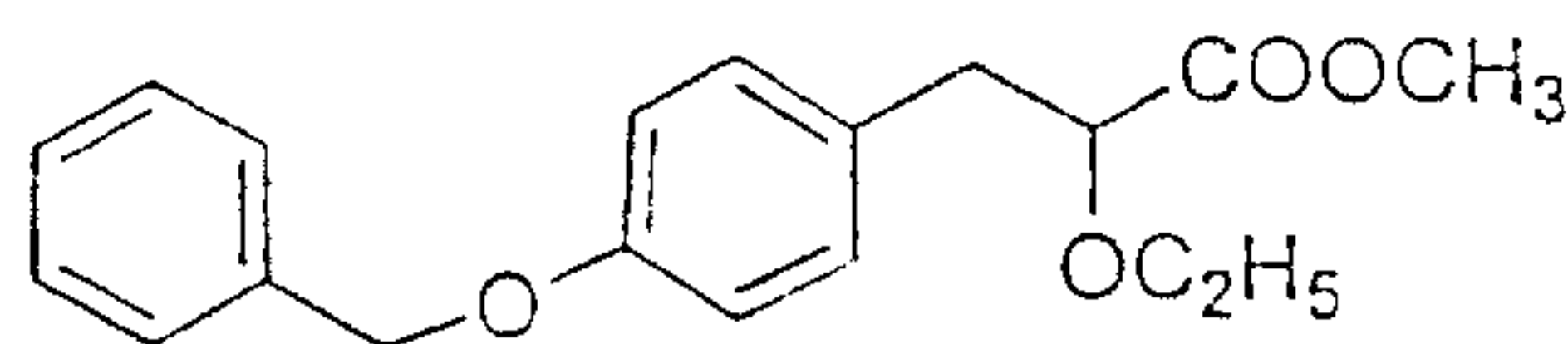
- 33 -

tetrahydrofuran (20 mL). The mixture was allowed to warm up to room temperature and stirred at that temperature for further 20 h. The solvent was evaporated, water (100 mL) was added and extracted with ethyl acetate (2 x 75 mL). The combined organic extracts were washed with water (50 mL), brine (50 mL), dried (Na₂SO₄), filtered and the solvent was evaporated under reduced pressure. The residue was chromatographed over silica gel using a mixture of ethyl acetate and pet. ether (2 : 8) as an eluent to afford the title compound (3.84 g, quantitative) as an oil. ¹H NMR of the product suggests a (76:24 = Z:E) mixture of geometric isomers (R. A. Aitken and G. L. Thom, Synthesis, 1989, 958).

¹H NMR (CDCl₃, 200 MHz) : δ 1.25 - 1.50 (complex, 6H), 3.85 - 4.03 (complex, 2H), 4.28 (q, J = 7.0 Hz, 2H), 5.05, 5.09 (2s, 2H, benzyloxy CH₂) 6.08 (s, 0.24H, E isomer of olefinic proton), 6.85 - 6.90 (complex, 2H), 6.99 (s, 0.76H, Z isomer) 7.33 - 7.45 (complex, 5H), 7.75 (d, J = 8.72 Hz, 2H).

Preparation 2

Methyl 3-[4-benzyloxyphenyl]-2-ethoxypropanoate:

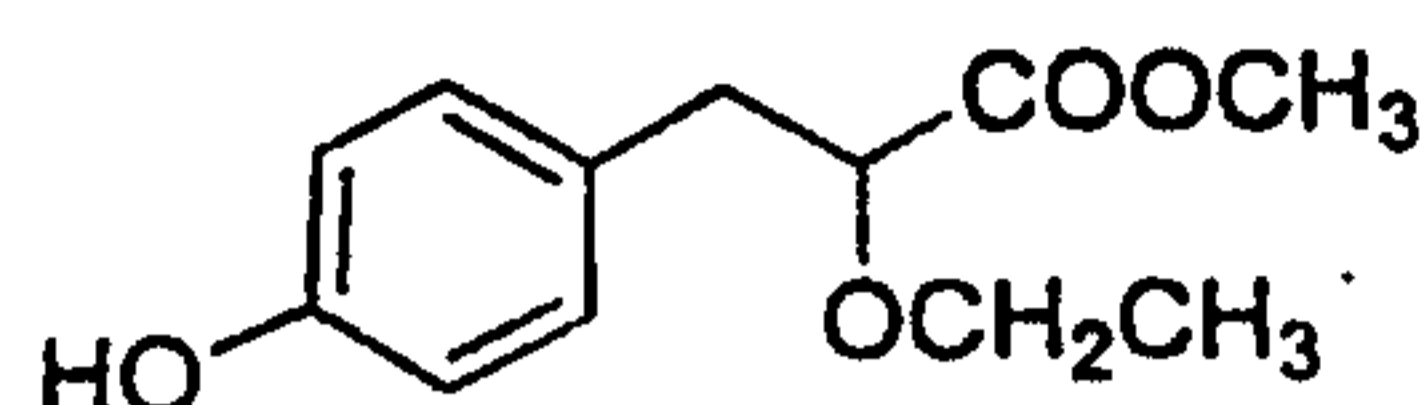


A mixture of ethyl (E/Z)-3-[4-benzyloxyphenyl]-2-ethoxypropenoate (3.84 g, 11.79 mmol obtained in the preparation 1) and magnesium turnings (5.09 g, 0.21 mol) in dry methanol (40 mL) was stirred at 25°C for 1 h. Water (80 mL) was added and pH of the solution was adjusted to 6.5 - 7.5 with 2 N hydrochloric acid. The solution was extracted with ethyl acetate (3 x 75 mL). The organic layers were washed with water (50 mL), brine (50 mL) dried (Na₂SO₄) and filtered. The solvent was evaporated under reduced pressure to afford the title compound (3.7 g, quantitative yield) as an oil.

¹H NMR (CDCl₃, 200 MHz): δ 1.16 (t, J = 6.97 Hz, 3H), 2.95 (d, J = 6.55 Hz, 2H), 3.30 - 3.38 (complex, 1H), 3.55 - 3.67 (complex, 1H), 3.69 (s, 3H), 3.99 (t, J = 6.64 Hz, 1H), 5.04 (s, 2H), 6.89 (d, J = 8.63 Hz, 2H), 7.15 (d, J = 8.62 Hz, 2H), 7.31 - 7.41 (complex, 5H).

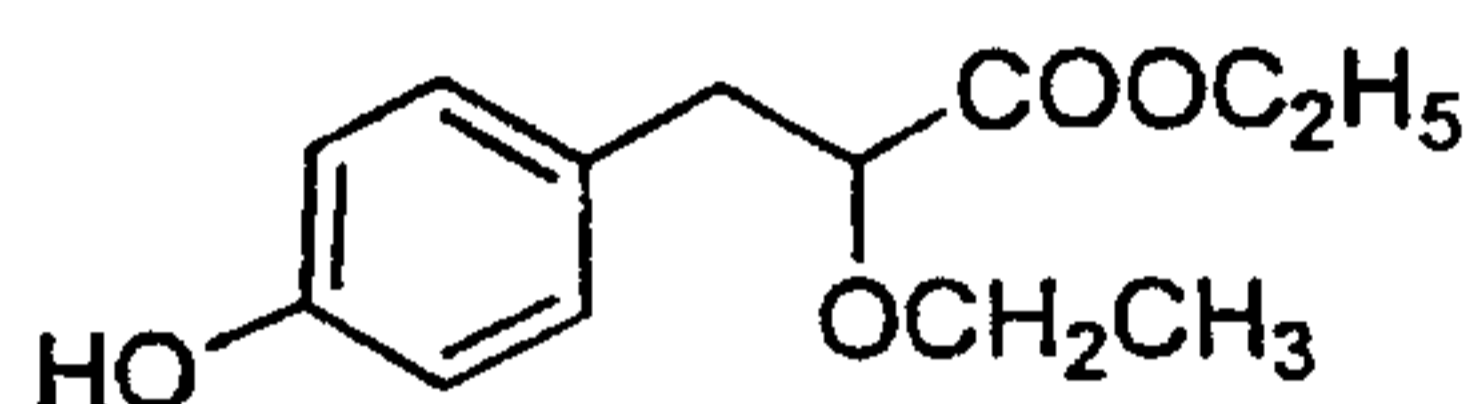
Preparation 3

AMENDED SHEET

Methyl 3-(4-hydroxyphenyl)-2-ethoxypropanoate :

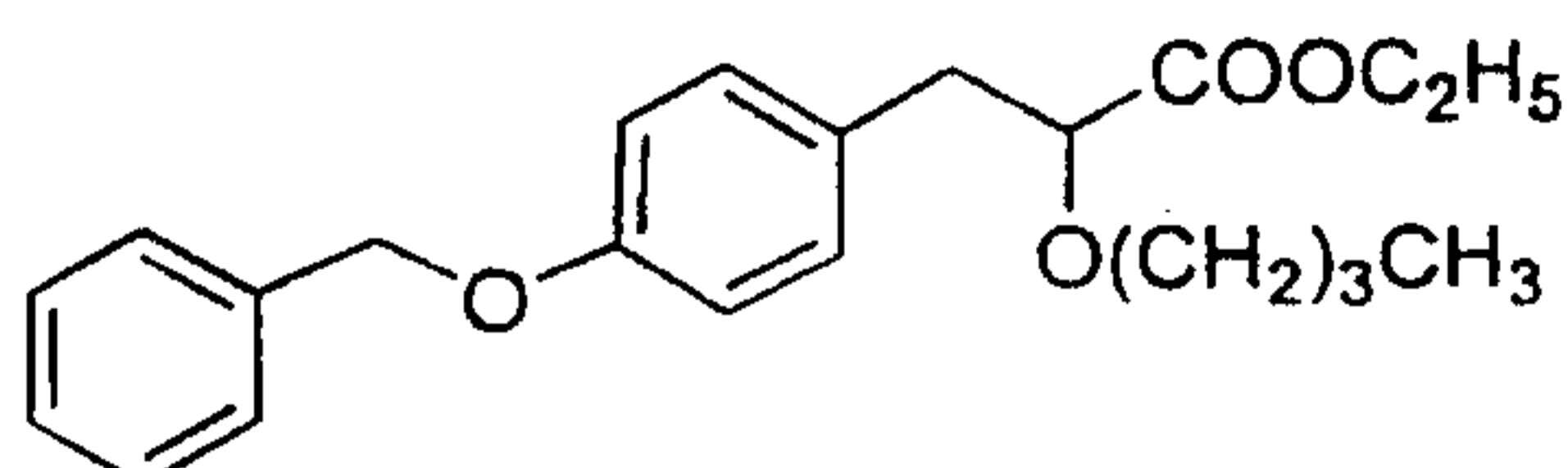
A suspension of methyl 3-[4-(benzyloxyphenyl)-2-ethoxypropanoate (3.7 g, 11.78 mmol; preparation 2) and 10 % Pd-C (0.37 g) in ethyl acetate (50 mL) was stirred at 5 25 °C under 60 psi hydrogen pressure for 24 h. The catalyst was filtered and the solvent was evaporated under reduced pressure. The residue was chromatographed over silica gel using a mixture of ethyl acetate and pet. ether (2 : 8) as an eluent to afford the title compound (2.2 g, 84 %) as an oil.

¹H NMR (CDCl₃, 200 MHz) : δ 1.21 (t, J = 6.97 Hz, 3H), 2.99 (d, J = 6.37 Hz, 2H), 10 3.32 - 3.49 (complex, 1H), 3.57 - 3.65 (complex, 1H), 3.76 (s, 3H), 4.05 (t, J = 6.64 Hz, 1H), 5.19 - 5.40 (bs, 1H, D₂O exchangeable), 6.80 (d, J = 8.44 Hz, 2H), 7.14 (d, J = 8.39 Hz, 2H).

Preparation 4**Ethyl 3-[4-hydroxyphenyl]-2-ethoxypropanoate :**

15 The title compound (1.73 g, 61 %) was prepared as a colorless oil from ethyl (E/Z)-3-[4-benzyloxyphenyl]-2-ethoxypropenoate (3.85 g, 11.80 mmol) obtained in preparation 1 by hydrogenation procedure described in preparation 3.

¹H NMR (CDCl₃, 200 MHz) : δ 1.12 - 1.29 (complex, 6H), 2.93 (d, J = 6.55 Hz, 2H), 20 3.28 - 3.45 (complex, 1H), 3.51 - 3.68 (complex, 1H), 3.98 (t, J = 6.55 Hz, 1H), 4.16 (q, J = 7.15 Hz, 2H), 5.40 (s, 1H, D₂O exchangeable), 6.73 (d, J = 8.39 Hz, 2H), 7.08 (d, J = 8.53 Hz, 2H).

Preparation 5**Ethyl 3-[4-benzyloxyphenyl]-2-butoxypropanoate :**

25 A solution of ethyl 3-[4-benzyloxyphenyl]-2-hydroxypropanoate (5.0 g, 16.6 mmol) (prepared in a similar manner as described in Ref : WO95/18125) in dry dimethyl

- 35 -

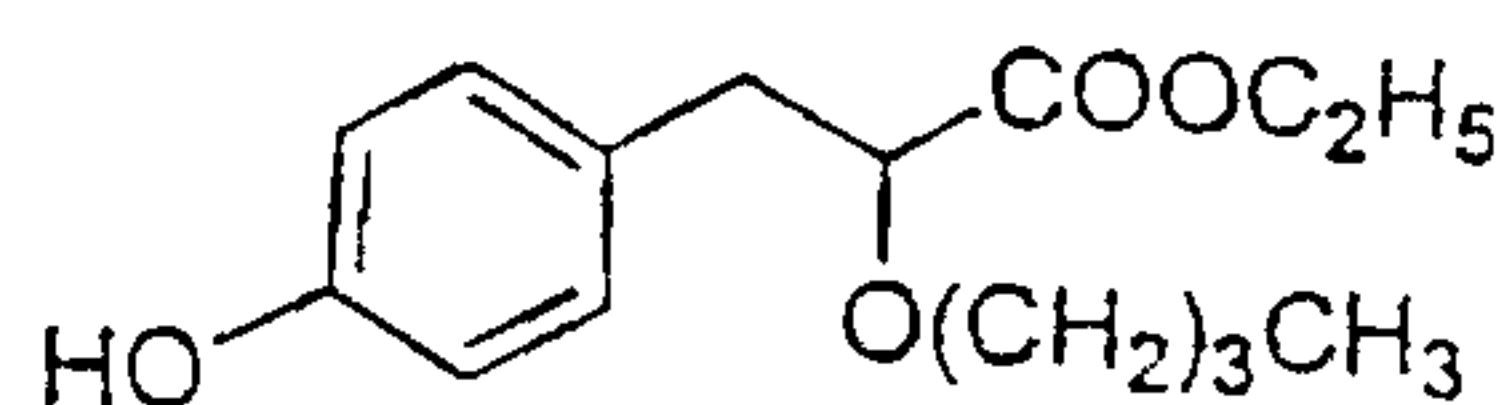
formamide (5 mL) was added to a suspension of sodium hydride (0.1 g, 41.6 mmol) (60 % dispersion in oil) in dry dimethyl formamide (3 mL) at 0°C and stirring was continued for further 1 h. To the above reaction mixture *n*-butyl bromide (3.4 g, 24.0 mmol) was added at 0°C and stirring was continued for 10 h at *ca.* 25°C.

5 Water (30 mL) was added and extracted with ethyl acetate (2 x 50 mL). The combined ethyl acetate layer was washed with water (50 mL), brine (25 mL), dried (Na₂SO₄), filtered and the solvent was evaporated. The residue was chromatographed over silica gel using a mixture of ethyl acetate and pet. ether (1 : 9) as an eluent to afford the title compound (0.7 g, 20 %) as an oil.

10 ¹H NMR (CDCl₃, 200 MHz): δ 0.85 (t, J = 7.38 Hz, 3H), 1.18 - 1.40 (complex, 5H), 1.49 - 1.58 (complex, 2H), 2.94 (d, J = 6.74 Hz, 2H), 3.20 - 3.33 (complex, 1H), 3.46 - 3.61 (complex, 1H), 3.94 (t, J = 6.37 Hz, 1H), 4.16 (q, J = 7.0 Hz, 2H), 5.04 (s, 2H), 6.89 (d, J = 8.5 Hz, 2H), 7.15 (d, J = 8.48 Hz, 2H), 7.30 - 7.44 (complex, 5H).

15 Preparation 6

Ethyl 3-[4-hydroxyphenyl]-2-butoxypropanoate:

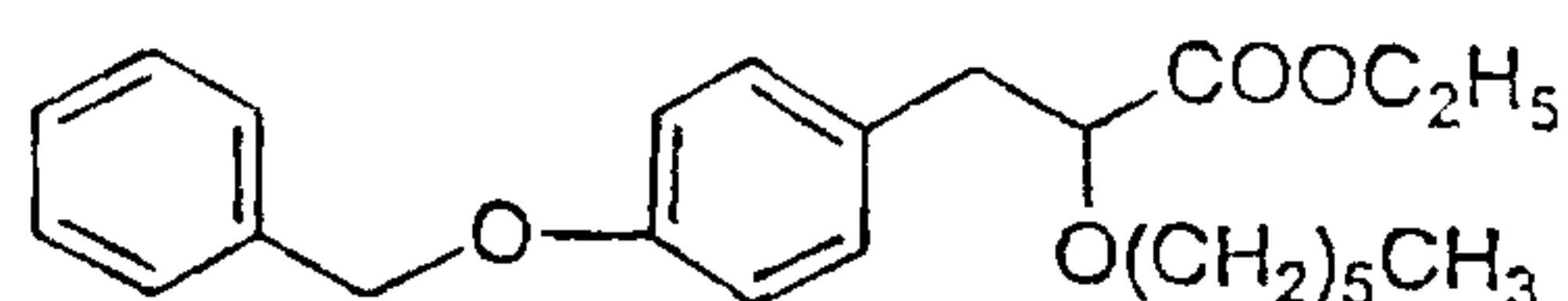


20 The title compound (0.475 g, 75%) was prepared as an oil from ethyl 3-[4-benzyloxyphenyl]-2-butoxypropanoate (0.85 g, 2.38 mmol) obtained in preparation 5 by an analogous procedure to that described in preparation 3.

¹H NMR (CDCl₃, 200 MHz): δ 0.85 (t, J = 7.24 Hz, 3H), 1.19 - 1.38 (complex, 5H), 1.44 - 1.58 (complex, 2H), 2.94 (d, J = 6.55 Hz, 2H), 3.21 - 3.32 (complex, 1H), 3.49 - 3.62 (complex, 1H), 3.94 (t, J = 6.88 Hz, 1H), 4.16 (q, J = 7.1 Hz, 2H), 4.99 (s, 1H, D₂O exchangeable), 6.73 (d, J = 8.53 Hz, 2H), 7.09 (d, J = 8.44 Hz, 2H).

Preparation 7

Ethyl 3-[4-benzyloxyphenyl]-2-hexyloxypropanoate:



30

The title compound (1.2 g, 22%) was prepared as an oil from ethyl 3-(4-benzyloxyphenyl)-2-hydroxypropanoate (4.2 g, 14.0 mmol) and 1-bromohexane (3.4

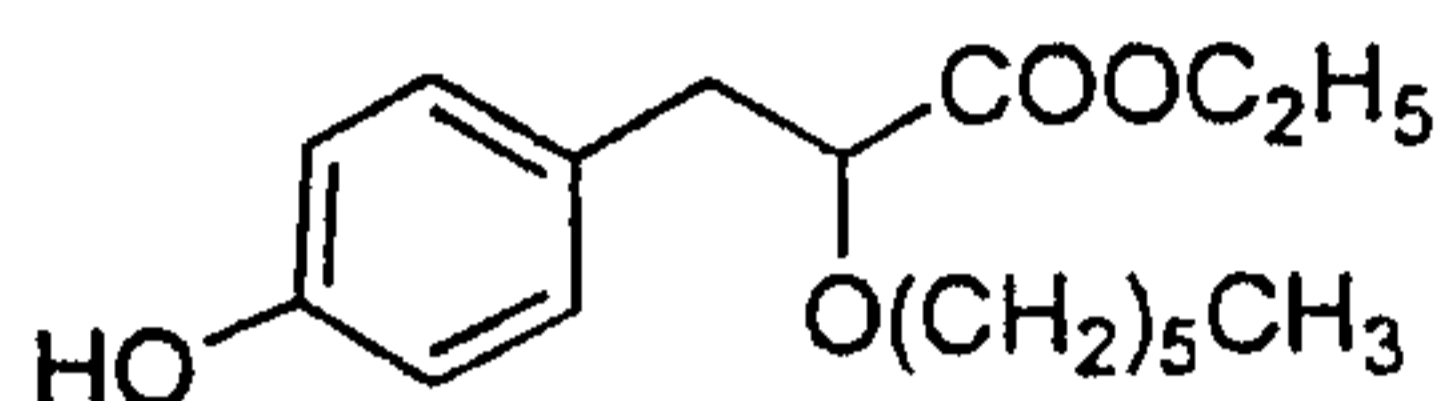
AMENDED SHEET

g, 21.0 mmol) by an analogous procedure to that described in preparation 5.

$^1\text{H NMR}$ (CDCl_3 , 200 MHz) : δ 0.86 (t, $J = 5.9$ Hz, 3H), 1.18 - 1.37 (complex, 7H),
1.45 - 1.66 (complex, 4H), 2.94 (d, $J = 6.55$ Hz, 2H), 3.22 - 3.33 (complex, 1H), 3.52 -
3.64 (complex, 1H), 3.94 (t, $J = 6.9$ Hz, 1H), 4.16 (q, $J = 7.06$ Hz, 2H), 5.03 (s, 2H),
5 6.89 (d, $J = 8.63$ Hz, 2H), 7.15 (d, $J = 8.63$ Hz, 2H), 7.31 - 7.44 (complex, 5H).

Preparation 8

Ethyl 3-[4-hydroxyphenyl]-2-hexyloxypropanoate :

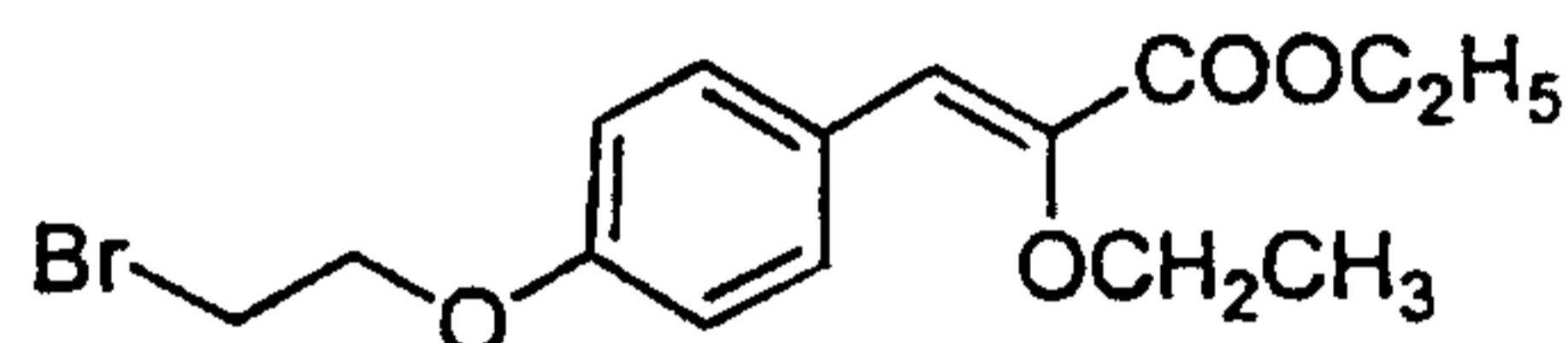


The title compound (0.7 g, 76 %) was prepared as an oil from ethyl 3-[4-
10 benzyloxyphenyl]-2-hexyloxypropanoate (1.2 g, 3.1 mmol) obtained in preparation 7
by an analogous procedure to that described in preparation 3.

$^1\text{H NMR}$ (CDCl_3 , 200 MHz) : δ 0.85 (t, $J = 5.81$ Hz, 3H), 1.19 - 1.39 (complex, 7H),
1.48 - 1.68 (complex, 4H), 2.92 (d, $J = 6.74$ Hz, 2H), 3.18 - 3.39 (complex, 1H), 3.48 -
3.62 (complex, 1H), 3.93 (t, $J = 7.0$ Hz, 1H), 4.16 (q, $J = 7.06$ Hz, 2H), 4.85 (s, 1H,
15 D_2O exchangeable), 6.73 (d, $J = 8.53$ Hz, 2H), 7.10 (d, $J = 8.31$ Hz, 2H).

Preparation 9

Ethyl (E/Z)-3-[4-(2-bromoethoxy)phenyl]-2-ethoxypropenoate :

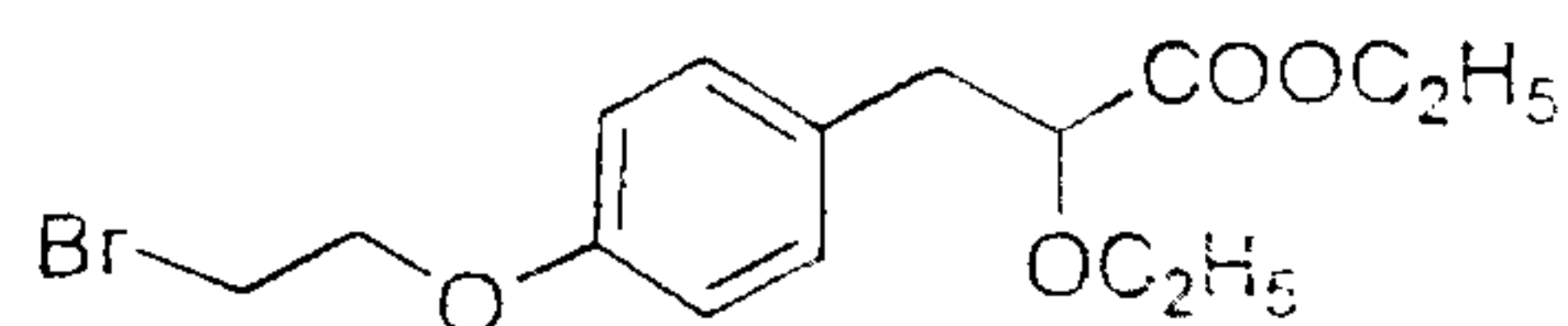


The title compound (4.0 g, 66 %) was prepared as an oil in 45 : 55 ratio of *E*:*Z*
20 isomers (as measured by $^1\text{H NMR}$) from 4-(2-bromoethoxy)benzaldehyde (4.0 g, 17.4
mmol) and triethyl-2-ethoxyphosphonoacetate (5.61 g, 20.89 mmol) by an analogous
procedure to that described in preparation 1.

$^1\text{H NMR}$ (CDCl_3 , 200 MHz) : δ 1.17 and 1.42 (6H, *E* and *Z* triplets, isomeric -
 OCH_2CH_3 and $\text{OCH}_2\text{-CH}_3$), 3.62 - 3.72 (complex, 2H), 3.90 - 4.28 (complex, 2H),
25 4.30 - 4.37 (complex, 4H), 6.09 (s, 0.45H, olefinic proton of *E* isomers), 6.85 and 6.92
(2H, d and d, $J = 8.67$ Hz and 8.7 Hz), 6.98 (s, 0.55H, *Z* isomer of olefinic proton),
7.16 and 7.78 (d and d, combined 2H, $J = 8.63$ Hz and 8.72 Hz).

Preparation 10

- 37 -

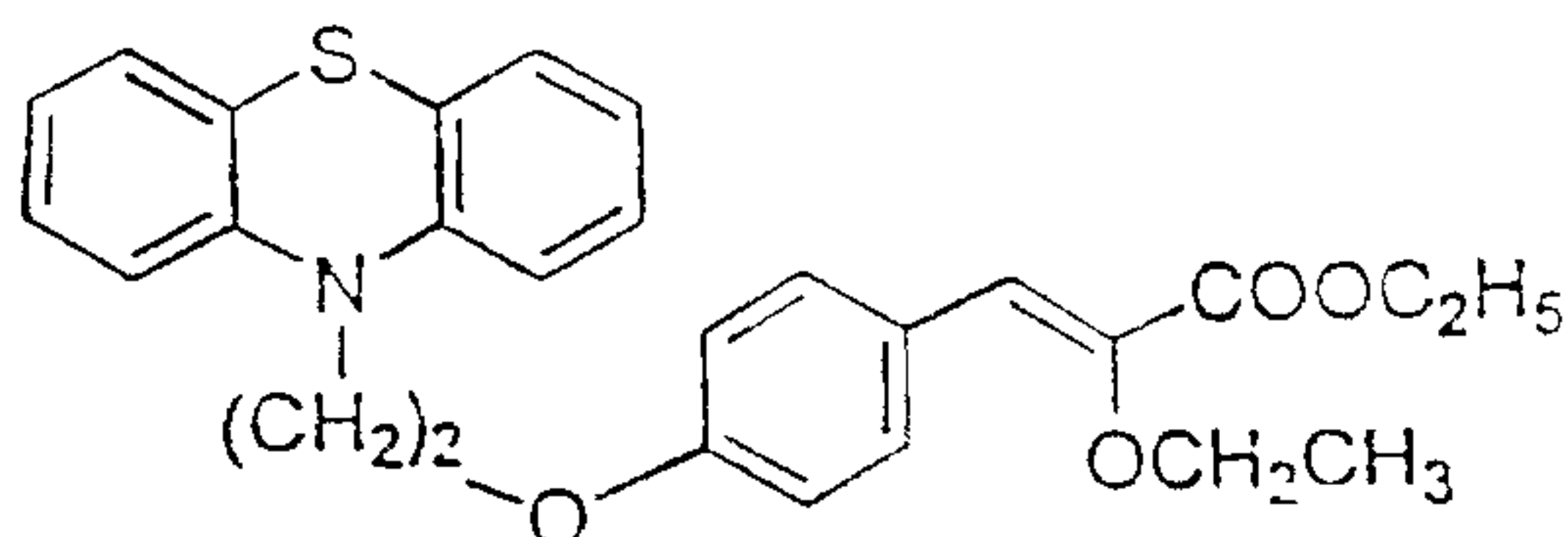
Ethyl 3-[4-(2-bromoethoxy)phenyl]-2-ethoxypropanoate:

The title compound (4.0 g, 80%) was prepared as colorless oil from ethyl (E/Z)-3-[4-(2-bromoethoxy)phenyl]-2-ethoxypropenoate (5.0 g, 14.5 mmol) obtained in preparation 9 using H₂ / 10% Pd-C (4 g) in dioxane as a solvent by an analogous procedure to that described in preparation 3.

¹H NMR (CDCl₃, 200 MHz): δ 1.12 - 1.30 (complex, 6H), 2.95 (d, J = 6.64 Hz, 2H), 3.25 - 3.45 (complex, 1H), 3.56 - 3.68 (complex, 3H), 3.96 (t, J = 6.65 Hz, 1H), 4.16 (q, J = 7.1 Hz, 2H), 4.27 (t, J = 6.3 Hz, 2H), 6.81 (d, J = 8.67 Hz, 2H), 7.16 (d, J = 8.63 Hz, 2H).

Example I**Ethyl (E/Z)-3-[4-[2-(Phenothiazin-10-yl)ethoxy]phenyl]-2-ethoxypropenoate:**

15

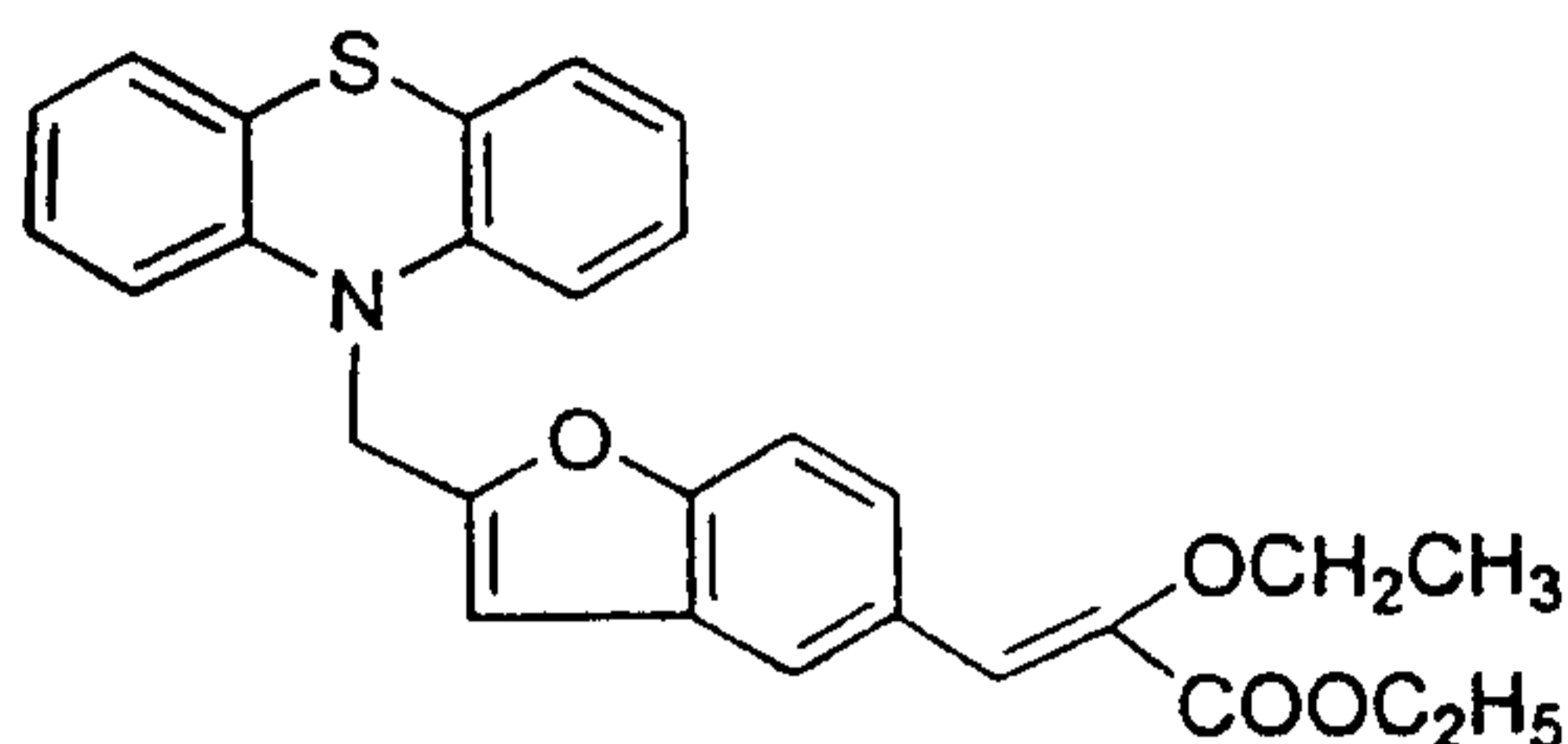


The title compound was obtained as 1:1 E:Z isomers (1.46 g, quantitative) as a syrupy liquid from 4-[2-(phenothiazin-10-yl)ethoxy]benzaldehyde (1.08 g, 3.11 mmol) and triethyl-2-ethoxyphosphonoacetate (W. Grell & H. Machleidt, *Annalen chemie*, 1966, 699, 53) (1.0 g, 3.73 mmol) by an analogous procedure to that described in preparation 1.

¹H NMR(CDCl₃, 200 MHz): δ 1.15 - 1.43 (complex, 6H), 3.89 -4.03 (complex, 2H), 4.11 - 4.17 (complex, 2H), 4.30, 4.33 (combined, 4H, -CH₂CH₂-singlets), 6.07 (s, 0.5H, olefinic proton of E isomer), 6.80 - 7.10 (complex, 6.5H), 7.14 - 7.20 (complex, 4H), 7.73 (d, J = 8.39 Hz, 2H).

Example 2**Ethyl (E/Z)-3-[2-(phenothiazin-10-yl)methylbenzofuran-5-yl]-2-ethoxypropenoate:**

AMENDED SHEET

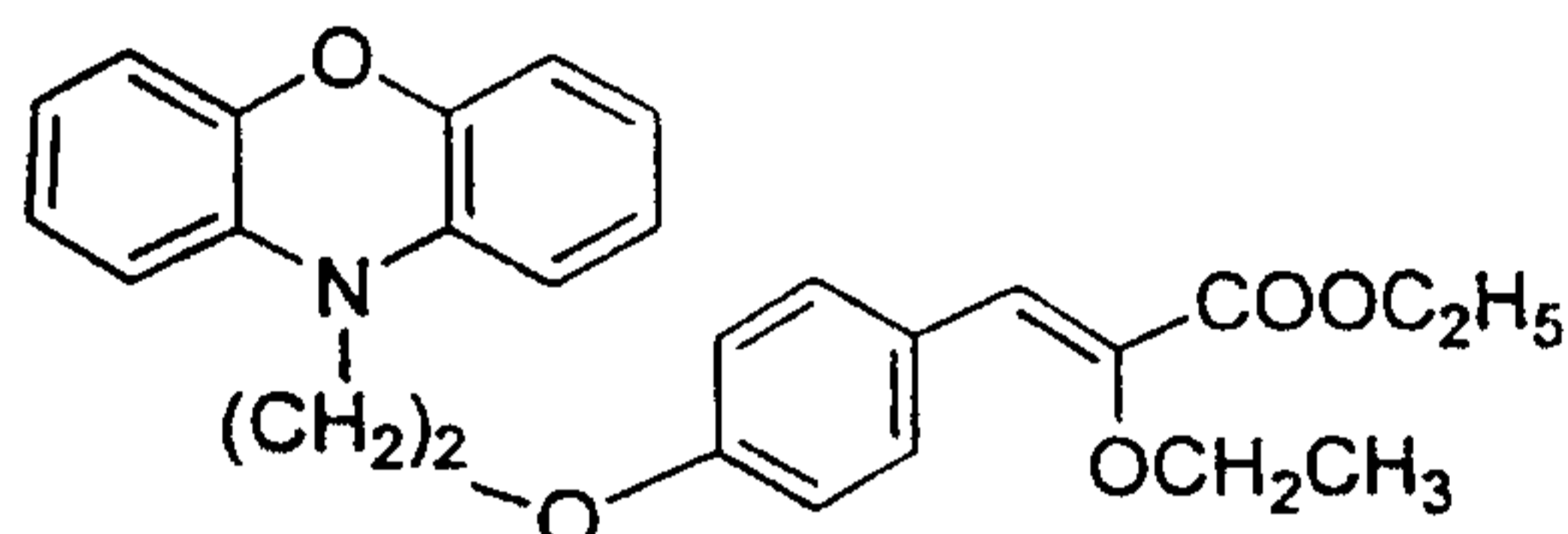


The title compound was obtained as *E:Z* isomers (38 : 62) (as measured by ^1H NMR) (1.5g, 100%) as a colorless liquid from 5-formyl-2-(phenothiazin-10-yl) methylbenzofuran (1.14g, 3.2 mmol) by a procedure similar to that described for
5 preparation 1.

^1H NMR (CDCl_3 , 200 MHz): δ 1.23 - 1.45 (complex, 6H), 3.55-3.78 (complex, 1H), 3.88 - 4.19 (complex, 1H), 4.22 - 4.35 (complex, 2H), 5.14 (s, 2H), 6.18 (s, 0.38H, olefinic proton of *E* isomer) 6.47 and 6.54 (combined, 1H), 6.78 - 7.12 (complex, 8.62H), 7.37 - 7.48 (complex, 1H), 7.71 (d, $J = 7.57$ Hz, 1H), 7.95 (s, 1H).

10 Example 3

Ethyl (*E/Z*)-3-[4-[2-(phenoxazin-10-yl)ethoxy]phenyl]-2-ethoxypropenoate :

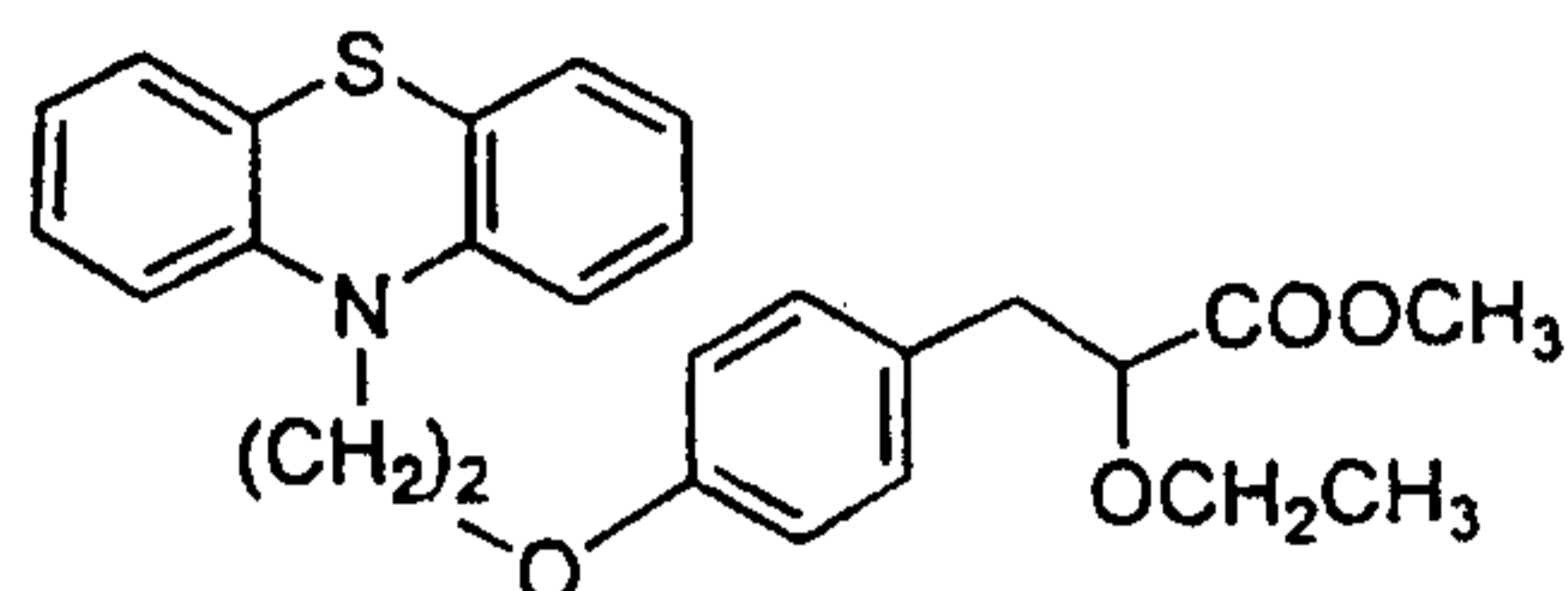


The title compound (14.4 g, 76%) was obtained as *E:Z* isomers (36 : 64) (as measured by ^1H NMR) as a white solid from 4-[2-(phenoxazin-10-yl)ethoxy]benzaldehyde (14.0 g, 42.3 mmol) by an analogous procedure to that
15 described for preparation 1. mp : 110 - 112 $^{\circ}\text{C}$.

^1H NMR (CDCl_3 , 200 MHz) : δ 1.16 and 1.38 (combined, 6H, isomeric $-\text{OCH}_2\text{CH}_3$ triplet signals), 3.89 - 4.05 (complex, 4H), 4.14 - 4.31 (complex, 4H), 6.06 (s, 0.36H, olefinic proton of *E* isomer), 6.66 - 6.95 (complex, 10.64H), 7.75 (d, $J = 8.76$ Hz,
20 2H).

Example 4

Methyl 3-[4-[2-(phenothiazin-10-yl)ethoxy]phenyl]-2-ethoxypropanoate :

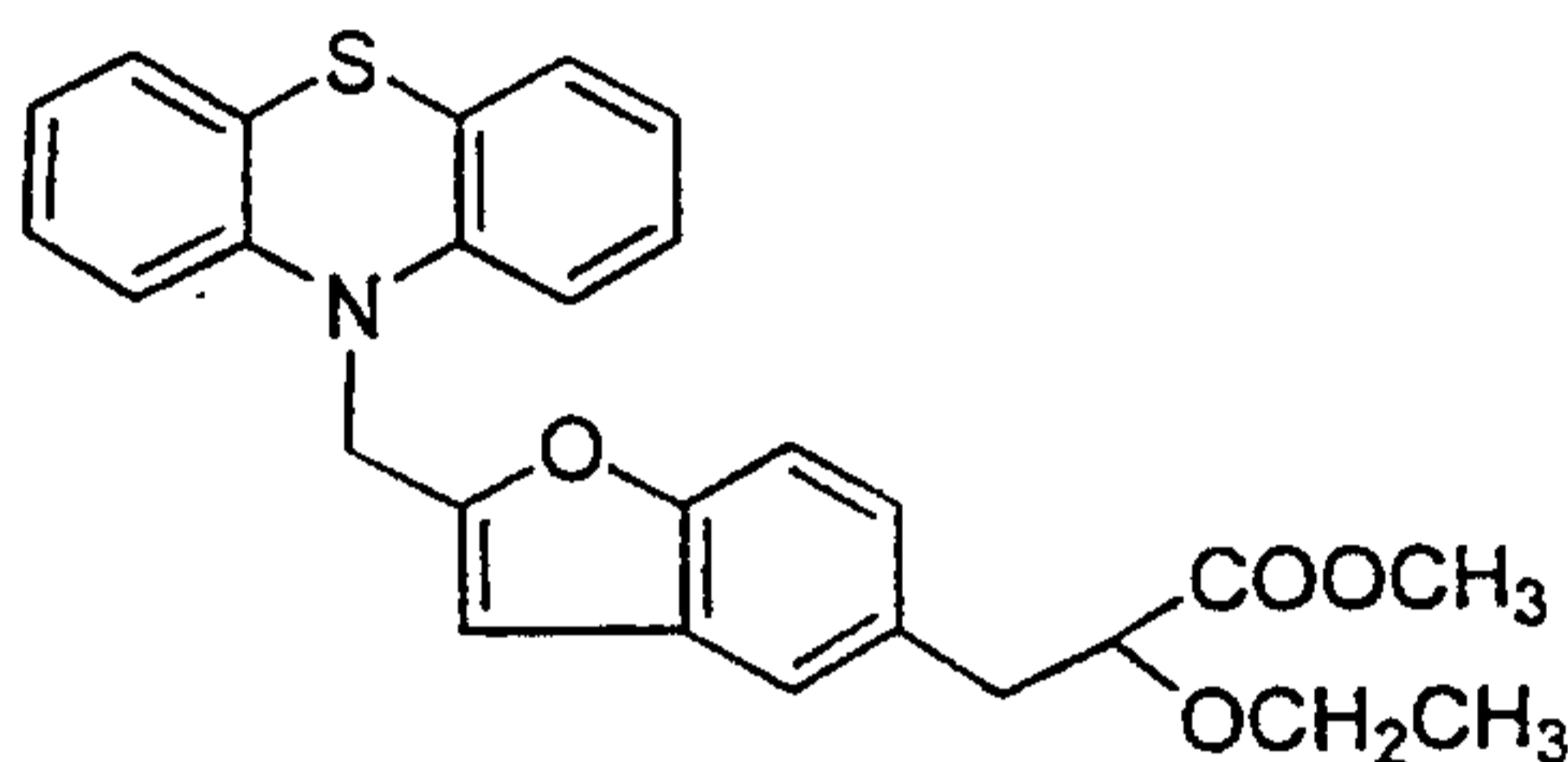


The title compound (1.3 g, 94 %) was prepared as a gummy liquid from ethyl (*E/Z*)-3-[4-[2-(phenothiazin-10-yl)ethoxy]phenyl]-2-ethoxypropenoate (1.43 g, 3.10 mmol) obtained in example 1 by an analogous procedure to that described in preparation 2.

5 ¹H NMR (CDCl₃, 200 MHz) : δ 1.15 (t, J = 7.0 Hz, 3H), 2.93(d, J = 6.64 Hz, 2H), 3.33 - 3.42 (complex, 1H), 3.52 - 3.63 (complex, 1H), 3.69 (s, 3H), 3.97 (t, J = 6.2 Hz, 1H), 4.29 (s, 4H), 6.81 (d, J = 8.62 Hz, 2H), 6.92 - 6.96 (complex, 4H), 7.12 - 7.22 (complex, 6H).

Example 5

10 **Methyl 3-[2-(phenothiazin-10-yl)methylbenzofuran-5-yl]-2-ethoxypropanoate :**

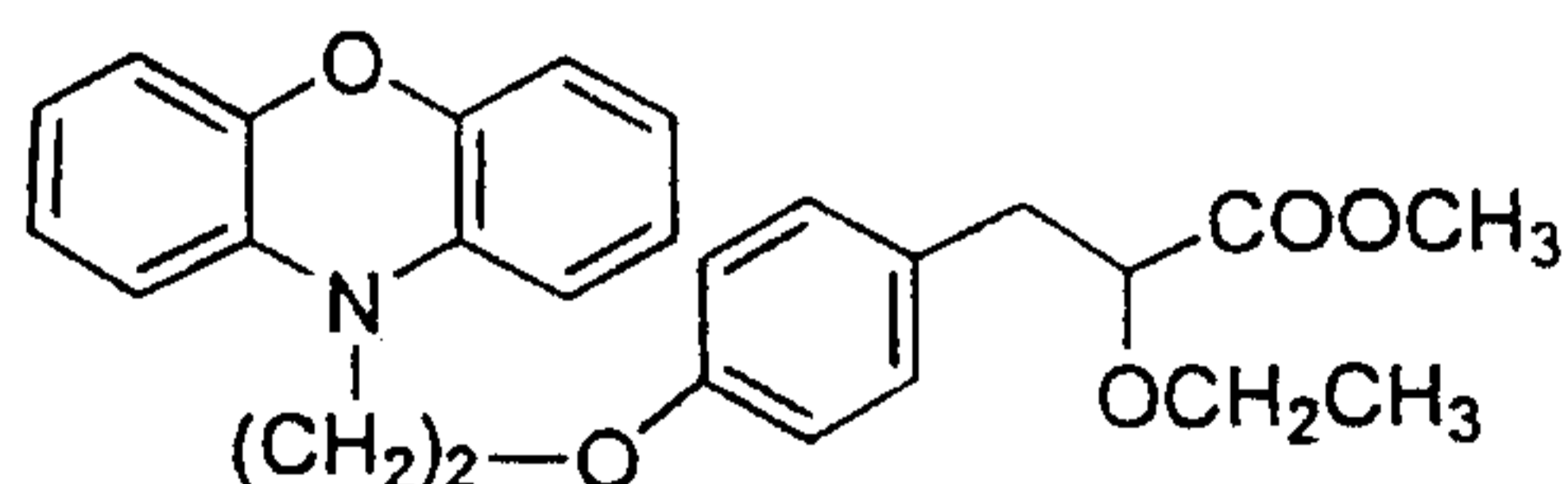


The title compound (1.0 g, 68 %) was prepared as a gum, from ethyl (*E/Z*)-3-[2-(phenothiazin-10-yl)methylbenzofuran-5-yl]-2-ethoxypropenoate (1.5 g, 3.0 mmol) obtained in example 2 by an analogous procedure to that described in preparation 2.

15 ¹H NMR (CDCl₃, 200 MHz) : δ 1.16 (t, J = 7.0 Hz, 3H), 3.07 (d, J = 6.55 Hz, 2H), 3.30 - 3.49 (complex, 1H), 3.56 - 3.68 (complex, 1H), 3.70 (s, 3H), 4.05 (t, J = 6.3 Hz, 1H), 5.13 (s, 2H), 6.48 (s, 1H), 6.79 - 7.48 (complex, 11H).

Example 6

Methyl 3-[4-[2-(phenoxazin-10-yl)ethoxy]phenyl]-2-ethoxypropanoate :



20

Method A

The title compound (0.68 g, 52 %) was prepared as a white solid, from ethyl (*E/Z*)-3-[4-[2-(phenoxazin-10-yl)ethoxy]phenyl]-2-ethoxypropenoate (1.3 g, 2.9 mmol)

- 40 -

obtained in example 3 by a procedure similar to that described in preparation 2, mp:
88 - 90°C.

Method B

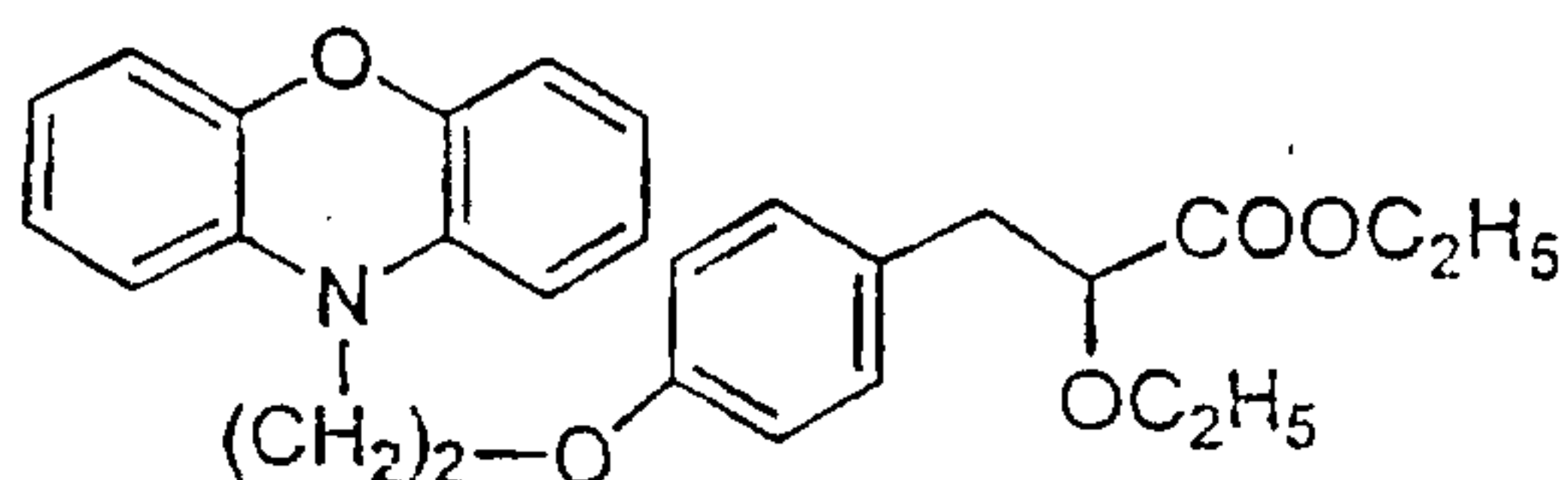
A mixture of 2-(phenoxazin-10-yl)ethyl methanesulfonate (1.75 g, 5.0 mmol), methyl
5 3-(4-hydroxyphenyl)-2-ethoxypropanoate (1.5 g, 0.68 mmol) and potassium carbonate
(3.16 g) in dry dimethylformamide (20 mL) was stirred for 12 h at 80°C. The reaction
mixture was cooled to room temperature (*ca.* 25°C). Water (30 mL) was added and
extracted with ethyl acetate (2 x 50 mL). The combined organic extracts were washed
with water (50 mL), dried (Na₂SO₄) and evaporated. The residue was chromatographed
10 using a mixture of ethyl acetate and pet. ether (1 : 9) to afford the title compound (1.15
g, 47%) as a white solid. mp : 89 - 90°C. ¹H NMR data matches with the desired
product (see above).

¹H NMR (CDCl₃, 200 MHz): δ 1.16 (t, J = 6.92 Hz, 3H), 2.96 (d, J = 6.64 Hz, 2H),
3.22 - 3.40 (complex, 1H), 3.51 - 3.66, (complex, 1H), 3.68 (s, 3H), 4.00 (t, J = 7.0
15 Hz, 1H), 4.18 (complex, 4H), 6.55 - 6.89 (complex, 10H), 7.12 (d, J = 8.63 Hz, 2H).

Example 7

Ethyl 3-[4-[2-(phenoxazin-10-yl)ethoxy]phenyl]-2-ethoxypropanoate:

20



Method A

To a solution of ethyl (E/Z)-3-[4-[2-(phenoxazin-10-yl)ethoxy]phenyl]-2-
25 ethoxypropenoate (1.0 g, 2.24 mmol) obtained in Example 3 in dioxane (50 mL) was
added 10% Pd-C (0.25 g) and stirred at 25°C under 60 psi hydrogen pressure for 24 h.
At the end of this time reaction mixture was filtered and solvent was evaporated
under reduced pressure. The residue was triturated with pet. ether to afford the title
compound (0.96 g, 96%) as a white solid. mp : 51 - 53°C.

30 ¹H NMR (CDCl₃, 200 MHz): δ 1.12 - 1.27 (complex, 6H), 2.94 (d, J = 6.31 Hz, 2H),
3.26 - 3.41 (complex, 1H), 3.52 - 3.75 (complex, 1H), 3.96 (t, J = 6.64 Hz, 2H), 4.10 -
4.28 (complex, 5H), 6.55 - 6.92 (complex, 10H), 7.16 (d, J = 8.39 Hz, 2H).

Method B

AMENDED SHEET

- 41 -

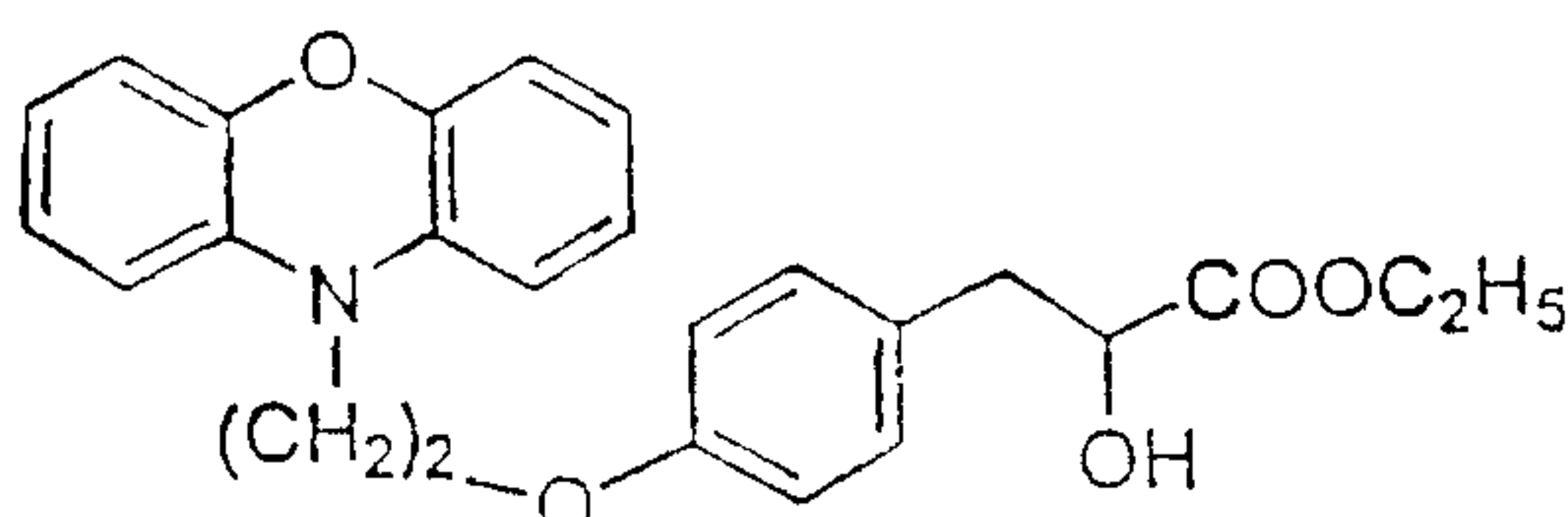
The title compound (0.55 g, 75%) was prepared as a white solid from 2-(phenoxazin-10-yl)ethyl methanesulfonate (0.5 g, 1.63 mmol) and ethyl 3-(4-hydroxyphenyl)-2-ethoxypropanoate (0.46 g, 1.9 mmol) obtained in preparation 4 by a procedure similar to that described in Example 6 (Method B). mp : 52 - 53°C. The ¹H NMR data matches
5 with the desired product (see above).

Method C

To a suspension of sodium hydride (60 % dispersion in oil) (0.098 g, 4.0 mmol) in dry dimethyl formamide (3 mL) was added a solution of phenoxazine (0.3 g, 1.6 mmol) in dry dimethyl formamide (5 mL) at 0°C under nitrogen atmosphere and stirring was
10 continued for a further 30 min at *ca.* 25°C. To the above reaction mixture a solution of ethyl 3-[4-(2-bromoethoxy)phenyl]-2-ethoxypropanoate (0.85 g, 2.4 mmol) obtained in preparation 10 in dry dimethyl formamide (5 mL) at 0°C and stirring was continued for a further 10 h at *ca.* 25°C. Water (40 mL) was added and extracted with ethyl acetate (2 x 30 mL). The combined organic extracts were washed with water (25 mL), brine (25
15 mL), dried (Na₂SO₄), filtered and evaporated. The residue was chromatographed over silica gel using a mixture of ethyl acetate and pet. ether (1:9) as an eluent to afford the title compound (0.3 g; 40%) as a colorless solid. mp : 52 - 53°C. The ¹H NMR data matches with the desired product (see above).

Example 8

20 Ethyl 3-[4-[2-(phenoxazin-10-yl)ethoxy]phenyl]-2-hydroxypropanoate:



25 The title compound (1.06 g, 43%) was prepared as a pale yellow liquid from 2-(phenoxazin-10-yl)ethyl methanesulfonate (1.8 g, 5.9 mmol) and ethyl 2-hydroxy-3-(4-hydroxyphenyl)propanoate (1.36 g, 6.49 mmol) by an analogous procedure to that described in Example 6 (Method B).

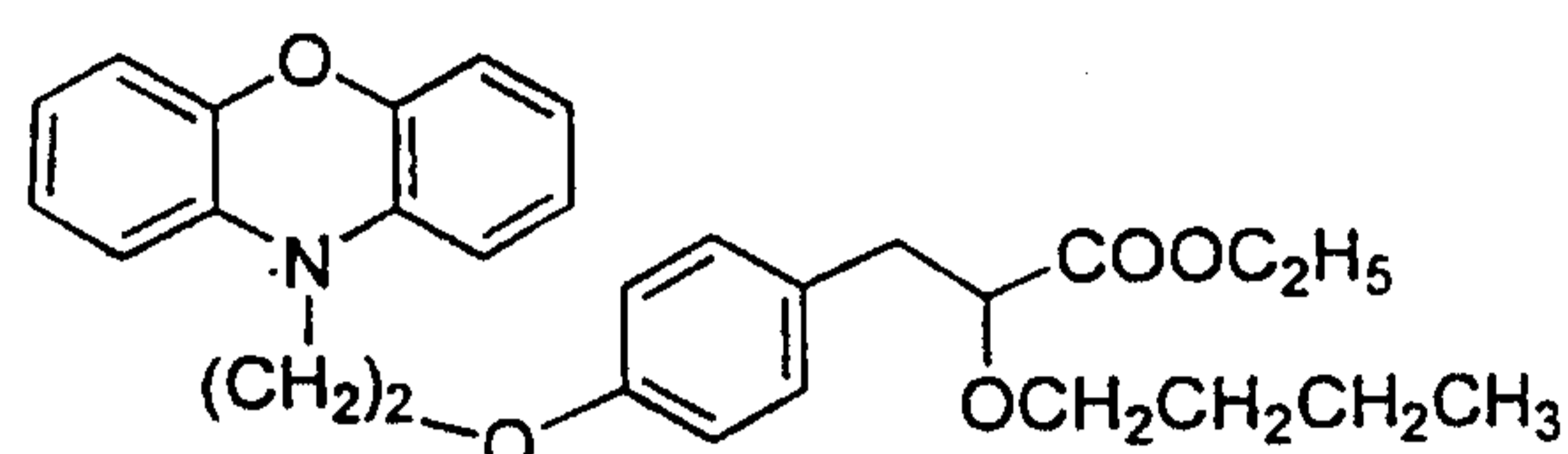
¹H NMR (CDCl₃, 200 MHz): δ 1.29 (t, J = 6.96 Hz, 3H), 2.85 - 3.12 (complex, 2H),
30 3.92 (bs, 2H), 4.10 - 4.27 (complex, 4H), 4.39 (t, J = 6.1 Hz, 1H), 6.68 - 6.89

AMENDED SHEET

(complex, 10 H), 7.13 (d, $J = 8.39$ Hz, 2H). OH proton is too broad to observe.

Example 9

Ethyl 3-[4-[2-(phenoxazin-10-yl)ethoxy]phenyl]-2-butoxypropanoate :



5

The title compound (0.25 g, 53 %) was prepared as a colorless liquid from 2-(phenoxazin-10-yl)ethyl methanesulfonate (0.3 g, 0.98 mmol) and ethyl 2-butoxy-3-(4-hydroxyphenyl)propanoate (0.26 g, 0.97 mmol) obtained in preparation 6 by an analogous procedure to that described in example 6 (Method B).

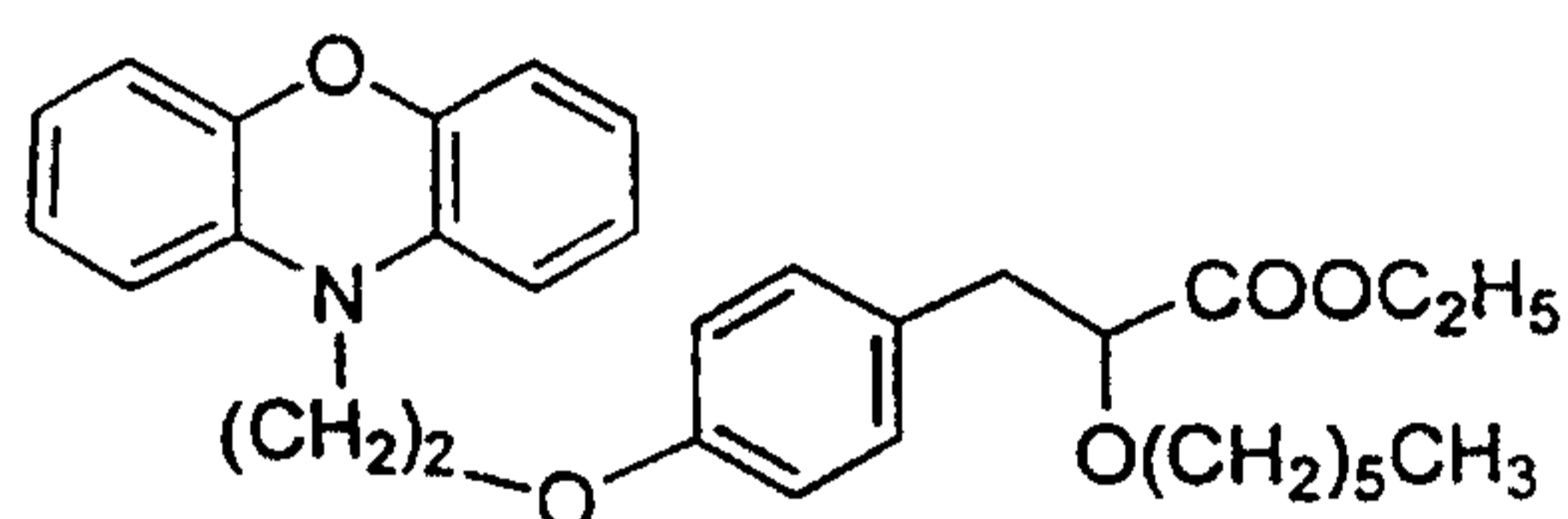
10

$^1\text{H NMR}$ (CDCl_3 , 200 MHz) : δ 0.92 (t, $J = 6.4$ Hz, 3H), 1.21 - 1.39 (complex, 5H), 1.45 - 1.58 (complex, 2H), 2.94 (d, $J = 6.32$ Hz, 2H), 3.24 - 3.31 (complex, 1H), 3.50 - 3.57 (complex, 1H), 3.94 (t, $J = 6.13$ Hz, 1H), 4.13 - 4.23 (complex, 6 H), 6.61 - 6.84 (complex, 10 H), 7.16 (d, $J = 8.3$ Hz, 2H).

15

Example 10

Ethyl 3-[4-[2-(phenoxazin-10-yl)ethoxy]phenyl]-2-hexyloxypropanoate :



The title compound (0.52 g, 53 %) was prepared as a pale yellow oil from 2-(phenoxazin-10-yl)ethyl methanesulfonate (0.6 g and 1.97 mmol) and ethyl 3-(4-hydroxyphenyl)-2-hexyloxypropanoate (0.70 g, 2.4 mmol) obtained in preparation 8 by an analogous procedure to that described in example 6 (Method B).

20

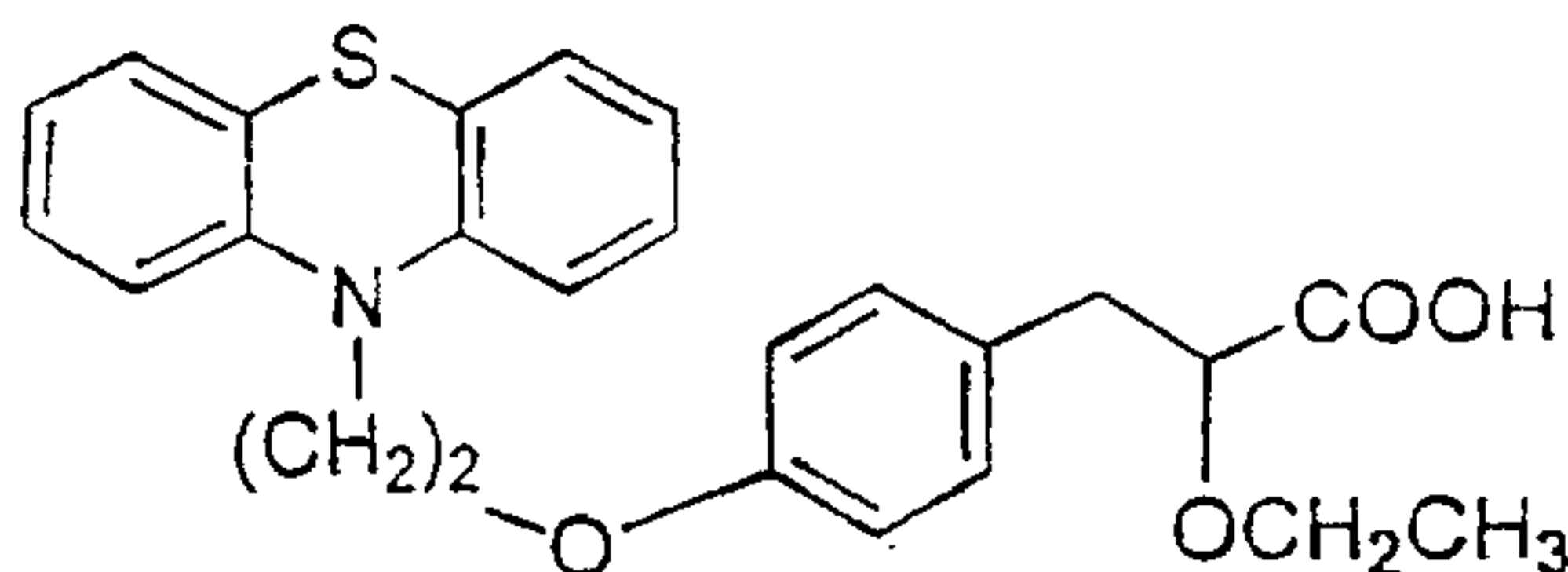
$^1\text{H NMR}$ (CDCl_3 , 200 MHz) : δ 0.85 (t, $J = 6.0$ Hz, 3H), 1.20 - 1.27 (complex, 7H), 1.48 - 1.57 (complex, 4H), 2.94 (d, $J = 6.0$ Hz, 2H), 3.21 - 3.30 (complex, 1H), 3.52 - 3.56 (complex, 1H), 3.90 - 3.99 (complex, 3H), 4.13 - 4.22 (complex, 4H), 6.60 - 6.83 (complex, 10 H), 7.15 (d, $J = 8.62$ Hz, 2H).

25

- 43 -

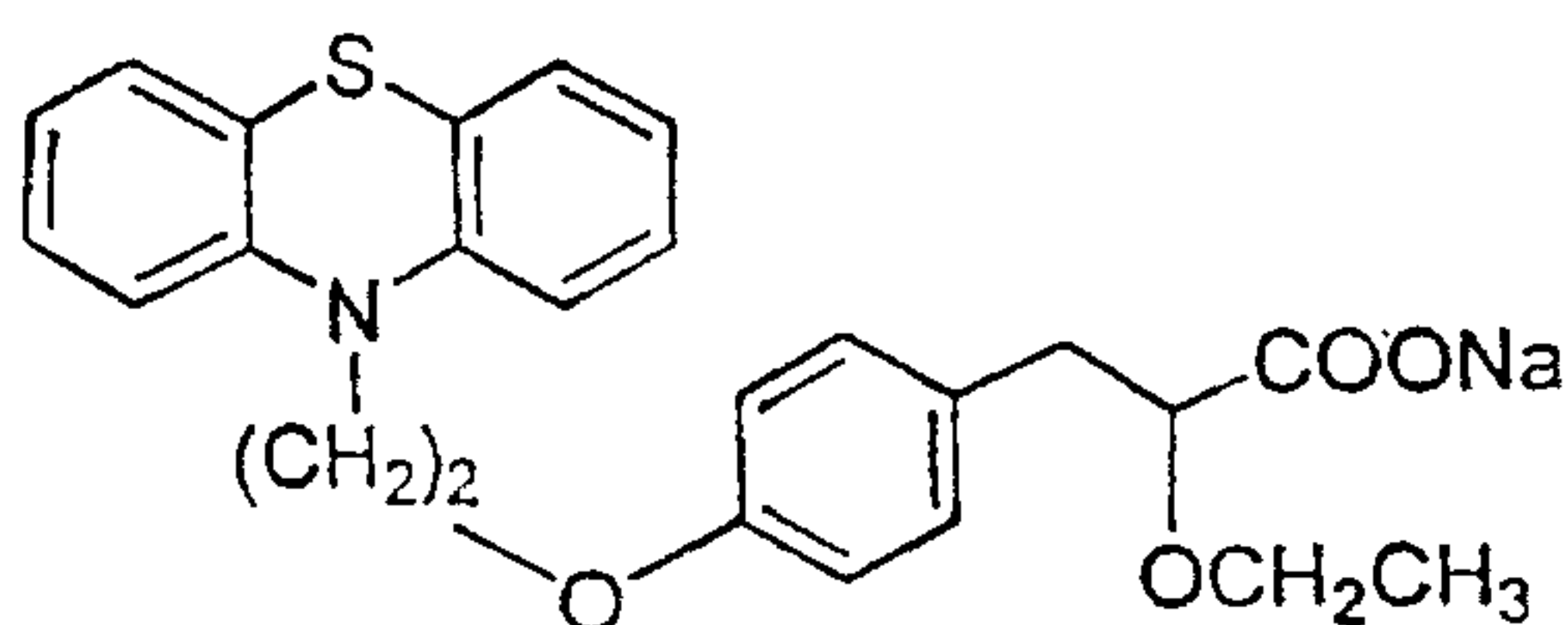
Example 11**3-[4-[2-(Phenothiazin-10-yl)ethoxy]phenyl]-2-ethoxypropanoic acid:**

5



To a solution of methyl 3-[4-[2-(phenothiazin-10-yl)ethoxy]phenyl]-2-ethoxypropanoate (7.5 g, 16.70 mmol) obtained in example 4 in methanol (50 mL) was added aqueous 10% sodium hydroxide (20 mL). The reaction mixture was stirred at *ca.* 25°C for 3h. The solvent was removed under reduced pressure and the residue was acidified with 2 N hydrochloric acid, extracted with ethyl acetate (2 x 100 mL). The combined ethyl acetate extract was washed with water (50 mL), brine (50 mL), dried (Na₂SO₄), filtered and solvent was evaporated under reduced pressure. The residue was chromatographed over silica gel using a mixture of dichloromethane and methanol (9 : 1) as an eluent to afford the title compound (6.0 g, 83%) as a white solid. mp : 79 - 82°C.

¹H NMR (CDCl₃, 200 MHz): δ 1.18 (t, J = 6.8 Hz, 3H), 2.88 - 3.11 (complex, 2H), 3.39 - 3.64 (complex, 2H), 4.06 (dd, J = 9.2 and 4.3 Hz, 1H), 4.30 (s, 4H), 5.30 - 5.98 (bs, 1H, D₂O exchangeable), 6.80 - 7.02 (complex, 6H), 7.12 - 7.21 (complex, 6H).

Example 12**3-[4-[2-(Phenothiazin-10-yl)ethoxy]phenyl]-2-ethoxypropanoic acid, sodium salt:**

A mixture of 3-[4-[2-(phenothiazin-10-yl)ethoxy]phenyl]-2-ethoxypropanoic acid (0.3 g, 0.689 mmol) and sodium methoxide (0.041 g, 0.758 mmol) in methanol (5 mL) was stirred at *ca.* 25°C for 2h. The solvent was removed under reduced pressure and the residue was triturated with dry ether (3 x 10 mL). The separated solid was filtered, washed with dry ether (2 x 5 mL) and dried over P₂O₅ under reduced pressure to afford the title compound (0.25 g, 89%) as a white solid. mp : 188 - 191°C.

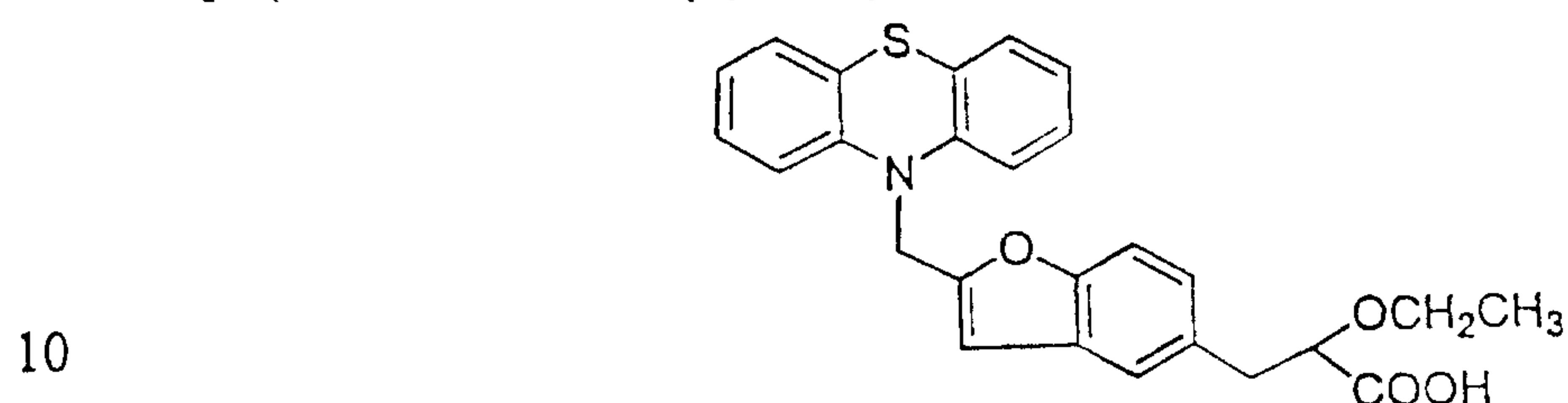
AMENDED SHEET

- 44 -

¹H NMR (DMSO-d₆, 200 MHz): δ 1.04 (t, J = 6.9 Hz, 3H), 2.71 - 2.89 (complex, 1H), 2.90 - 3.06 (complex, 1H), 3.16 - 3.30 (complex, 1H), 3.36 - 3.54 (complex, 1H), 3.88 - 3.91 (complex, 1H), 4.21 (s, 4H), 6.72 (d, J = 8.3 Hz, 2H), 6.89 - 6.99 (complex, 4H), 7.05 - 7.21 (complex, 6H).

5 Example 13

3-[2-(Phenothiazin-10-yl)methylbenzofuran-5-yl]-2-ethoxypropanoic acid:

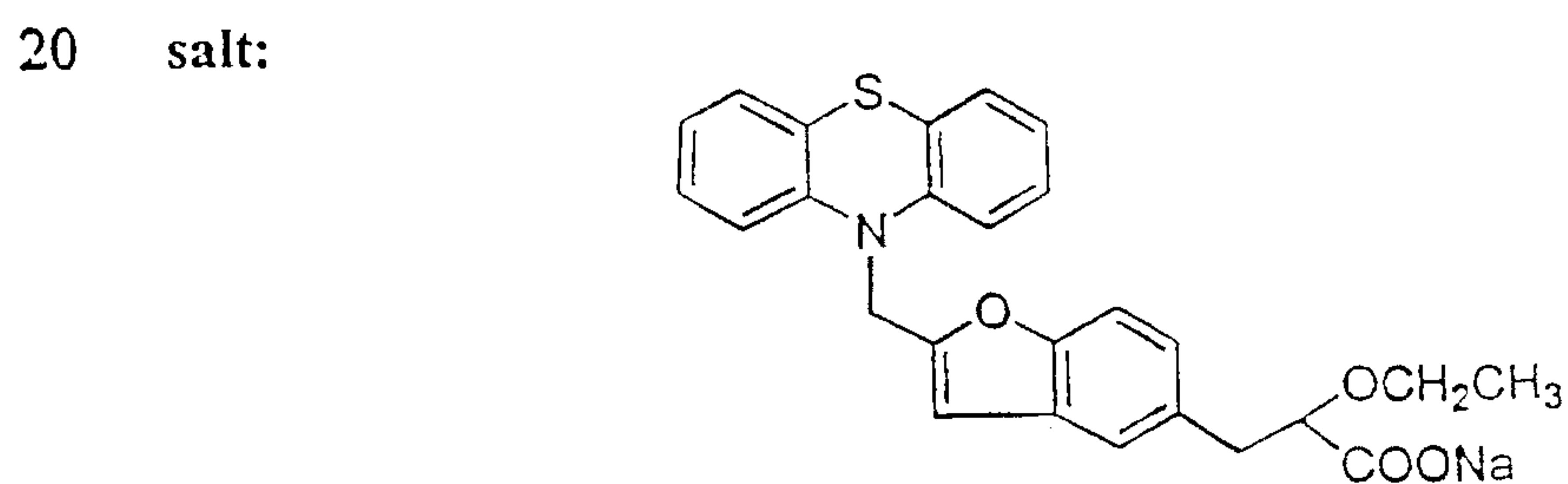


The title compound (0.8 g, 83%) was prepared as a white solid from methyl 3-[2-(phenothiazin-10-yl)methylbenzofuran-5-yl]-2-ethoxypropanoate (1.0 g, 2.0 mmol) obtained in example 5 by a procedure analogous to that described in example 11. mp: 120 - 121°C. COOH proton is too broad to observe.

15 ¹H NMR (CDCl₃, 200 MHz): δ 1.15 (t, J = 6.95 Hz, 3H), 3.00 - 3.26 (complex, 2H), 3.40 - 3.68 (complex, 2H), 4.08 (t, J = 4.47 Hz, 1H), 5.11 (s, 2H), 6.46 (s, 1H), 6.77 - 7.40 (complex, 11H).

Example 14

3-[2-(Phenothiazin-10-yl)methylbenzofuran-5-yl]-2-ethoxypropanoic acid, sodium salt:



25 The title compound (0.12 g, 67%) was prepared as a white solid from 3-[2-(phenothiazin-10-yl)methylbenzofuran-5-yl]-2-ethoxypropanoic acid (0.16 g, 0.38 mmol) obtained in example 13 by a procedure analogous to that described for example 12. mp : 258 - 261°C.

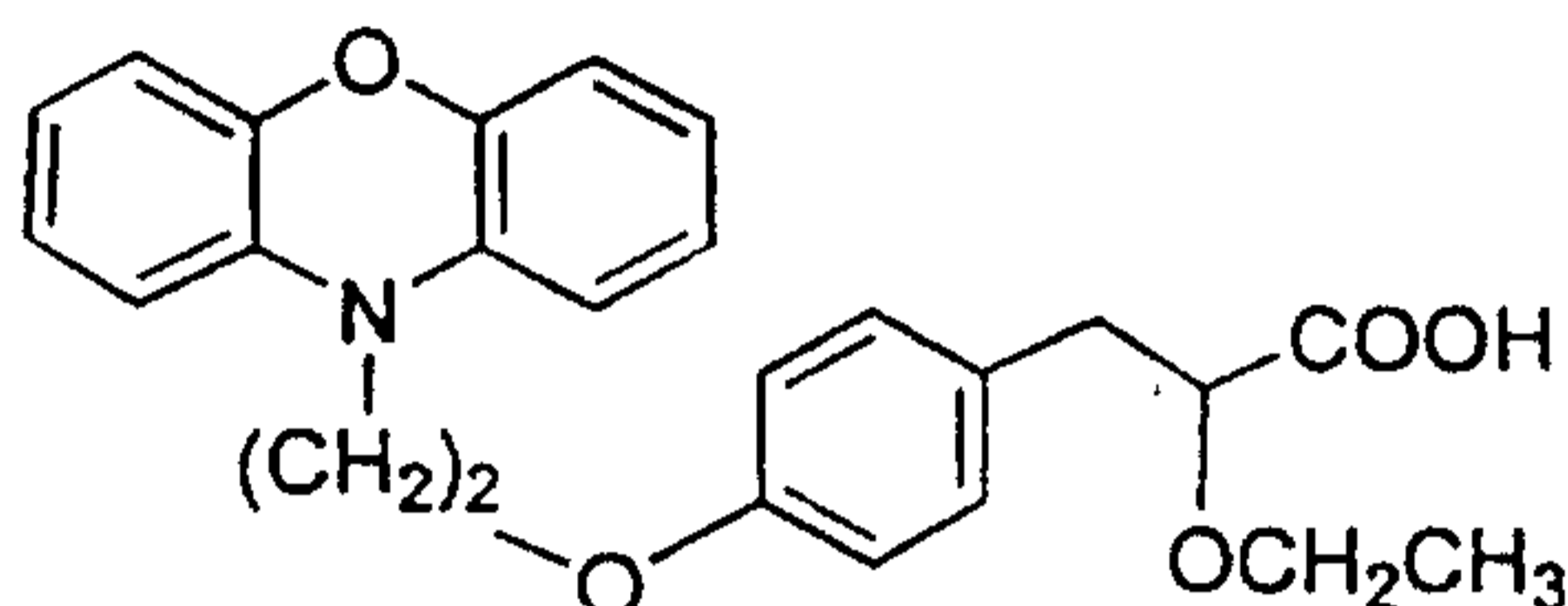
¹H NMR (CDCl₃, 200 MHz) δ :

AMENDED SHEET

2.89 - 3.02 (complex, 1H), 3.06 - 3.18 (complex, 1H), 3.22 - 3.31 (complex, 1H), 3.50 - 3.61 (complex, 1H), 5.25 (s, 2H), 6.64 (s, 1H), 6.90 - 7.39 (complex, 11H).

Example 15

3-[4-[2-(Phenoxazin-10-yl)ethoxy]phenyl]-2-ethoxypropanoic acid :



5

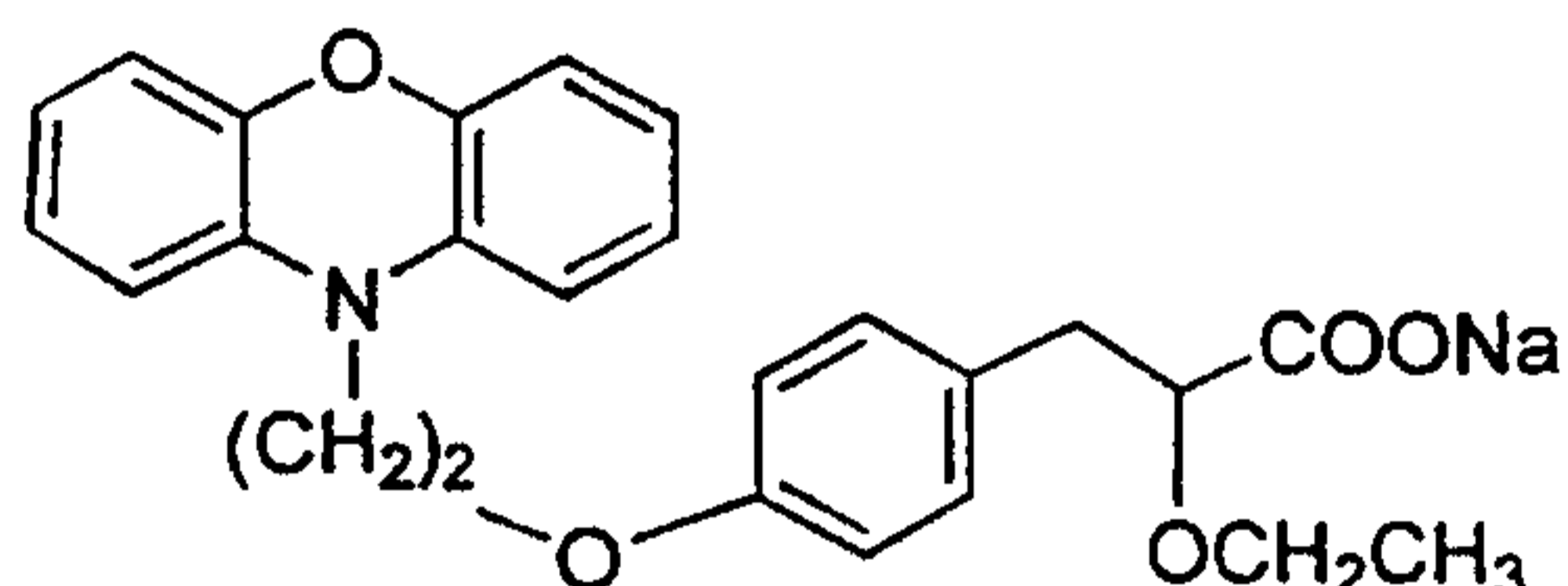
The title compound (5.4 g, 77 %) was prepared as a white solid from methyl 3-[4-[2-(phenoxazin-10-yl)ethoxy]phenyl]-2-ethoxypropanoate (7.5 g, 16.8 mmol) obtained in example 6 by a procedure similar to that described in example 11. mp 90 - 92 °C.

¹H NMR (CDCl₃, 200 MHz) : δ 1.19 (t, J = 7.0 Hz, 3H), 2.90 - 3.18 (complex, 2H), 3.41 - 3.62 (complex, 2H), 3.90 - 4.10 (complex, 3H), 4.18 (t, J = 6.2 Hz, 2H), 6.58 - 6.89 (complex, 10H), 7.16 (d, J = 8.4 Hz, 2H). COOH proton is too broad to observe.

10

Example 16

3-[4-[2-(Phenoxazin-10-yl)ethoxy]phenyl]-2-ethoxypropanoic acid, sodium salt :



15

The title compound (0.27 g, 85 %) was prepared as a white solid from 3-[4-[2-(phenoxazin-10-yl)ethoxy]phenyl]-2-ethoxypropanoic acid (0.3 g, 0.72 mmol) obtained in example 15 by an analogous procedure to that described in example 12. mp : 194 - 202 °C.

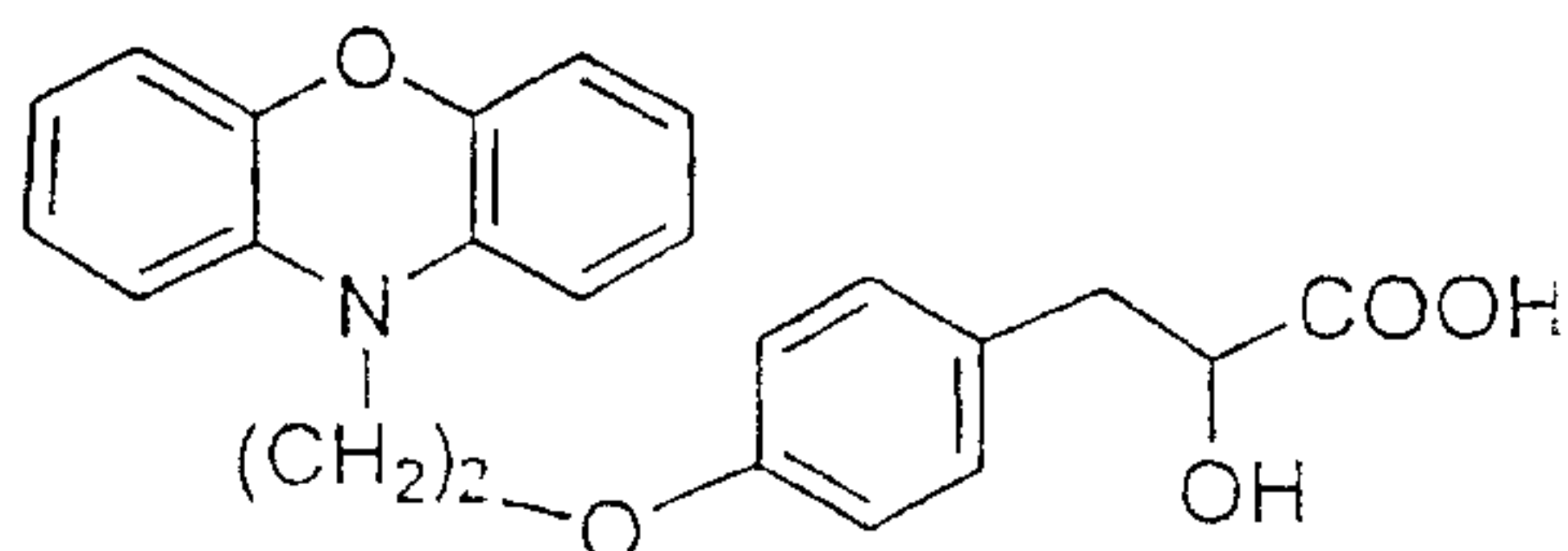
20

¹H NMR (CDCl₃, 200 Mhz) : δ 0.92 (t, J = 6.97 Hz, 3H), 2.65 - 2.82 (complex, 1H), 2.96 - 3.14 (complex, 2H), 3.31 - 3.41 (complex, 1H), 3.70 - 3.90 (complex, 3H), 3.94 - 4.04 (complex, 2H), 6.47 - 6.74 (complex, 10 H), 7.05 (d, J = 8.3 Hz, 2H).

Example 17

3-[4-[2-(Phenoxazin-10-yl)ethoxy]phenyl]-2-hydroxypropanoic acid :

- 46 -

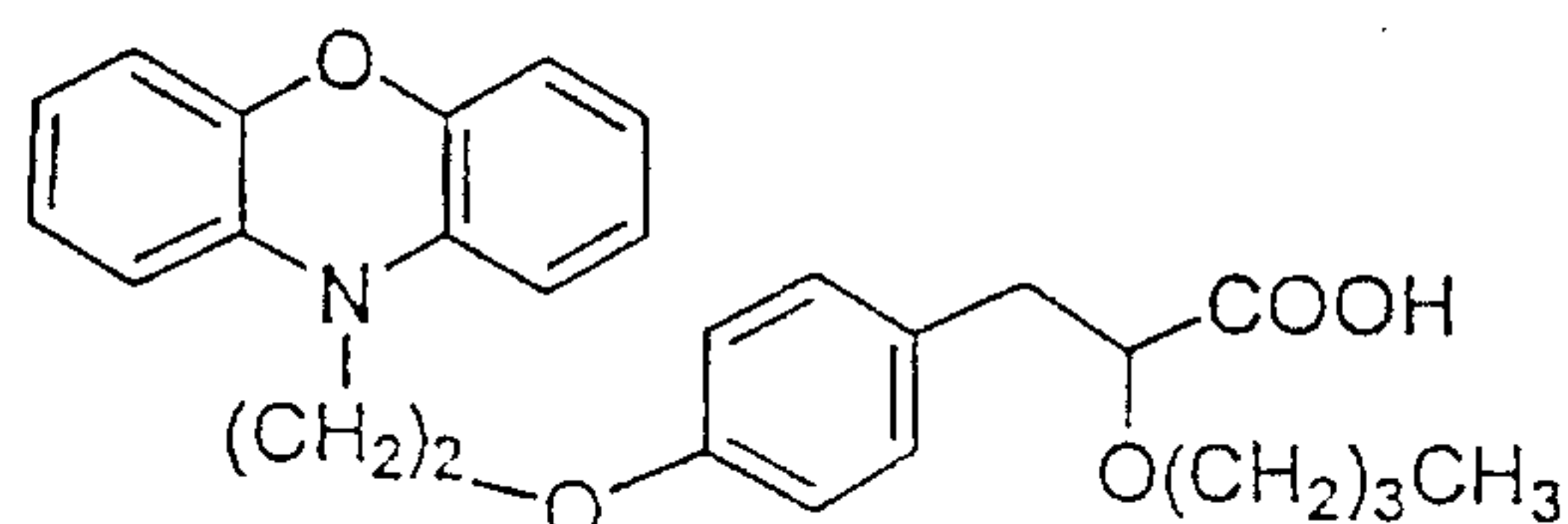


5 The title compound (0.40 g, 72%) was prepared as a brown liquid from ethyl 3-[4-[2-(phenoxazin-10-yl)ethoxy]phenyl]-2-hydroxypropanoate (0.6 g, 1.43 mmol) obtained in example 8 by an analogous procedure to that described in example 11.

¹H NMR (CDCl₃, 200 MHz) δ : 2.75 (bs, 1H, D₂O exchangeable), 2.86 - 3.23 (complex, 2H), 3.85 (t, J = 6.0 Hz, 2H), 4.18 (t, J = 5.9 Hz, 2H), 4.47 (complex, 1H), 6.58 - 6.89 (complex, 10H), 7.17 (d, J = 8.63 Hz, 2H). COOH proton is too broad to observe.

Example 18

3-[4-[2-(Phenoxazin-10-yl)ethoxy]phenyl]-2-butoxypropanoic acid:



15

The title compound (0.13 g, 69%) was prepared as a cream colored solid from ethyl 3-[4-[2-(phenoxazin-10-yl)ethoxy]phenyl]-2-butoxypropanoate (0.2 g, 0.42 mmol) obtained in example 9 by an analogous procedure to that described in example 11. mp : 84 - 88°C.

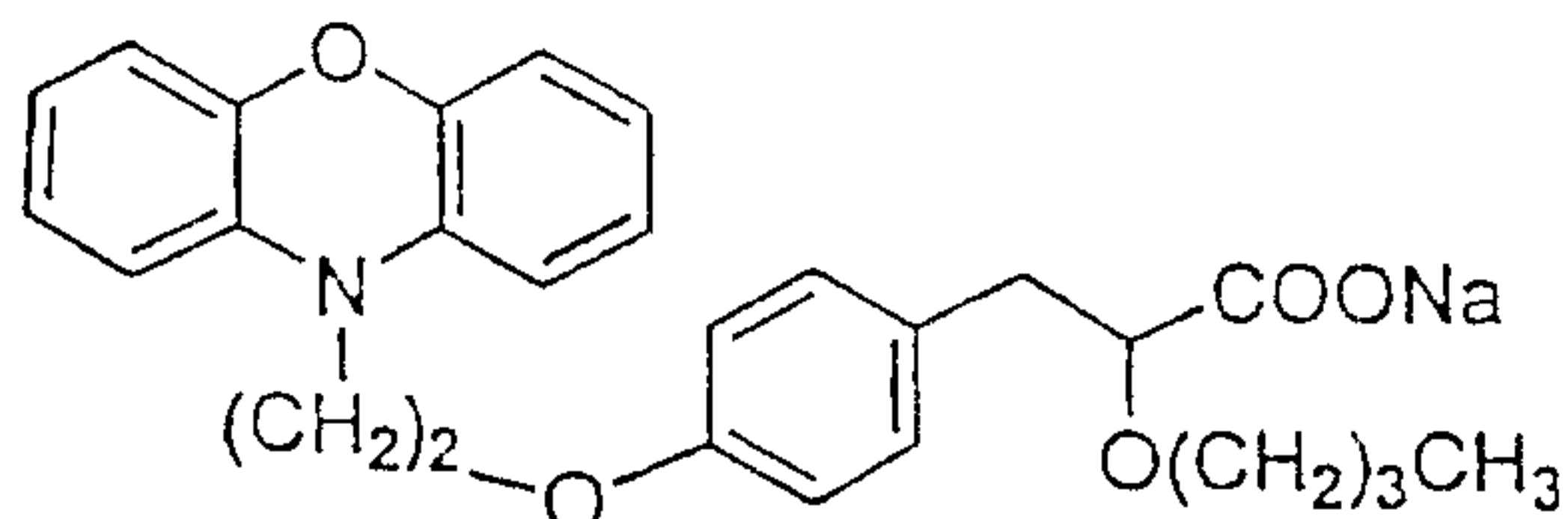
20

¹H NMR (CDCl₃, 200 MHz): δ 0.88 (t, J = 7.5 Hz, 3H), 1.26 - 1.47 (complex, 2H), 1.47 - 1.66 (complex, 2H), 2.87 - 3.16 (complex, 2H), 3.35 - 3.58 (complex, 2H), 3.88 - 4.08 (complex, 3H), 4.15 (t, J = 6.4 Hz, 2H), 6.65 - 6.86 (complex, 10H), 7.15 (d, J = 8.63 Hz, 2H). COOH proton is too broad to observe.

25

Example 19

3-[4-[2-(Phenoxazin-10-yl)ethoxy]phenyl]-2-butoxypropanoic acid, sodium salt:



30

The title compound (0.07 g, 83%) was prepared as a cream colored hygroscopic solid from 3-[4-[2-(phenoxazin-10-yl)ethoxy]phenyl]-2-butoxypropanoic acid (0.08 g, 0.178

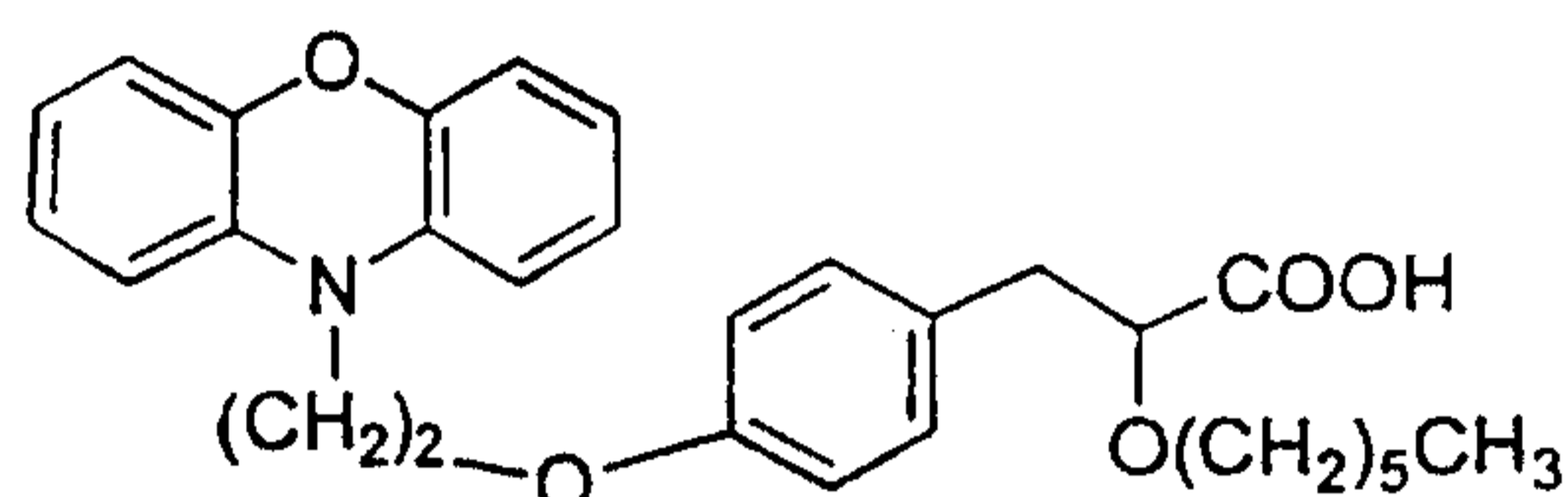
AMENDED SHEET

mmol) obtained in example 18 by a procedure similar to that described in example 12.

^1H NMR (DMSO- d_6 , 200 MHz) : δ 0.78 (t, $J = 7.28$ Hz, 3H), 1.19 - 1.52 (complex, 4H), 2.72 - 3.02 (complex, 2H), 3.45 - 3.67 (complex, 2H), 4.01 (bs, 3H), 4.18 (bs, 2H), 6.61 - 6.89 (complex, 8H), 7.10 - 7.24 (complex, 4H).

5 Example 20

3-[4-[2-(Phenoxazin-10-yl)ethoxy]phenyl]-2-hexyloxypropanoic acid :

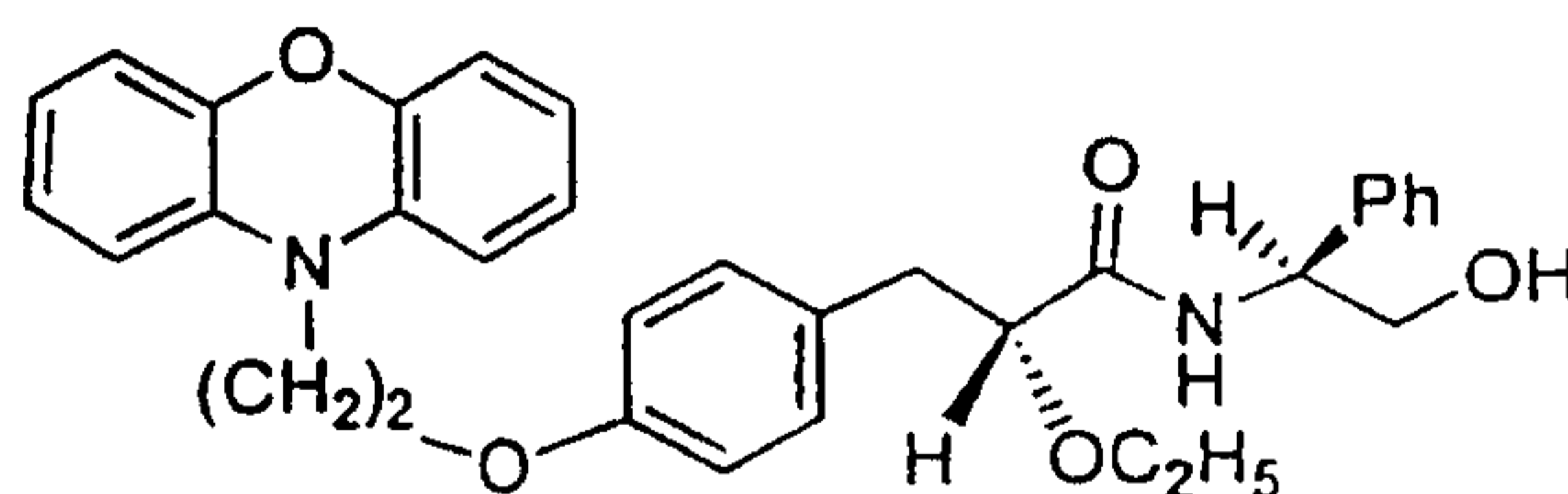


The title compound (0.10 g, 23 %) was obtained as a syrupy liquid from ethyl 3-[4-[2-(phenoxazin-10-yl)ethoxy]phenyl]-2-hexyloxypropanoate (0.46 g, 0.96 mmol) obtained in
10 example 10 by an analogous procedure to that described in example 11.

^1H NMR (CDCl_3 , 200 MHz) : δ 0.86 (t, $J = 6.0$ Hz, 3H), 1.18 - 1.30 (complex, 4H), 1.42 - 1.80 (complex, 4H), 2.88 - 3.18 (complex, 2H), 3.32 - 3.60 (complex, 2H), 3.89 - 4.09 (complex, 3H), 4.16 (t, $J = 6.0$ Hz, 2H), 6.58 - 6.89 (complex, 10H), 7.14 (d, $J = 8.63$ Hz, 2H). COOH is too broad to observe.

15 Example 21

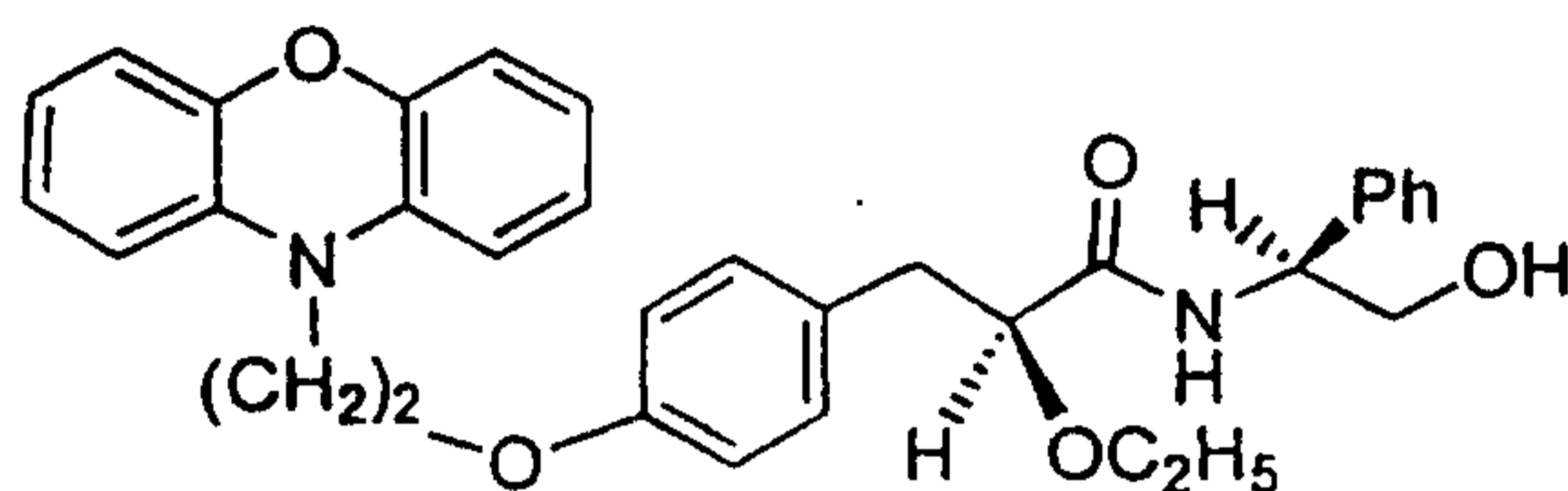
[(2R)-N(1S)]-3-[4-[2-(Phenoxazin-10-yl)ethoxy]phenyl]-2-ethoxy-N-(2-hydroxy-1-phenylethyl)propanamide (21a)



21a

[(2S)-N(1S)]-3-[4-[2-(phenoxazin-10-yl)ethoxy]phenyl]-2-ethoxy-N-(2-hydroxy-1-phenylethyl)propanamide (21b) :

20



21b

To an ice cooled solution of 3-[4-[2-(phenoxazin-10-yl)-ethoxy]phenyl]-2-ethoxy propanoic acid (1.2 g, 2.9 mmol) obtained in example 15 and triethylamine (0.48g, 5.8 mmol) in dry dichloromethane (25 mL) was added pivaloyl chloride (0.38 g, 3.19 mmol) and stirring was continued for further 30 min at 0 °C. A mixture of (S)-2-phenylglycinol (0.39 g, 2.9 mmol) and triethylamine (0.58 g, 5.8 mmol) in dichloromethane (20 mL) was added to the above reaction mixture at 0 °C and stirring was continued for 2 h at 25 °C. Water (50 mL) was added and extracted with dichloromethane (2 x 50 mL). The organic extracts were washed with water (2 x 25 mL) and brine (25 mL), dried (Na₂SO₄) and evaporated. The residue was chromatographed over silica gel using a gradient of 40 - 60 % ethyl acetate in pet. ether as an eluent to afford firstly a diastereomer tentatively assigned as [2R, N(1S)]-3-[4-[2-(phenoxazin-10-yl)ethoxy]phenyl]-2-ethoxy-N-(2-hydroxy-1-phenylethyl)propanamide (0.55 g, 35 %) (21 a) followed by of [2S-N(1S)]-3-[4-[2-(phenoxazin-10-yl)ethoxy]phenyl]-2-ethoxy-N-(2-hydroxy-1-phenylethyl)propanamide (0.5 g, 32 %) (21b).

21a : mp : 126 - 128 °C.

$[\alpha]_D^{25} = + 24.6$ (c = 1.0 %, CHCl₃).

¹H NMR (CDCl₃, 200 MHz) : δ 1.16 (t, J = 7.20 Hz, 3H), 2.50 (bs, 1H, D₂O exchangeable), 2.92 - 3.20 (complex, 2H), 3.52 (q, J = 7.05 Hz, 2H), 3.72 (bs, 2H), 3.99 (complex, 3H), 4.21 (t, J = 6.64 Hz, 2H), 4.98 - 5.01 (complex, 1H), 6.64 - 6.70 (complex, 5H), 6.73 - 6.89 (complex, 4H), 7.03 (d, J = 7.15 Hz, 1H), 7.18 - 7.29 (complex, 4H), (J = 7.32 - 7.39 complex, 3H). CONH is too broad to observe.

21b : mp : 139 - 141 °C.

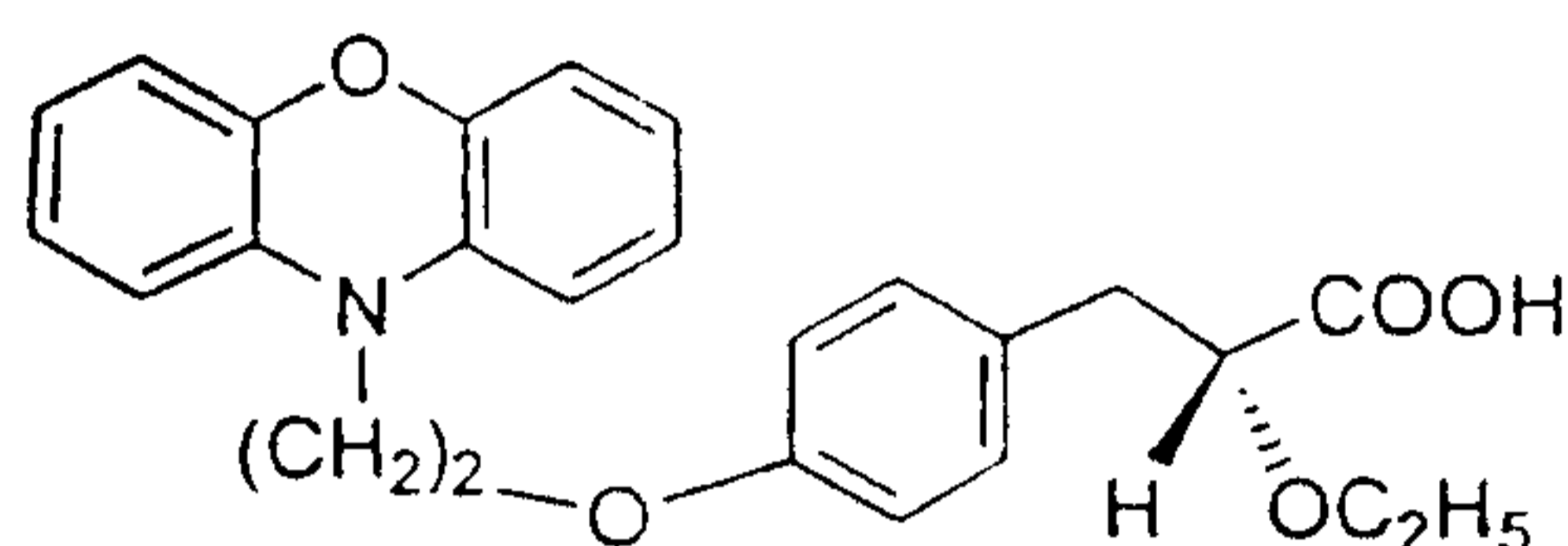
$[\alpha]_D^{25} = -13.3$ (c, 1.00 %, CHCl₃)

¹H NMR (CDCl₃, 200 MHz) : δ 1.18 (t, J = 6.96 Hz, 3H), 2.05 (bs, 1H, D₂O exchangeable), 2.80 - 3.14 (complex, 2H), 3.54 (q, J = 7.0 Hz, 2H), 3.85 (bs, 2H), 3.97

(complex, 3H), 4.14 (t, J = 6.23 Hz, 2H), 4.92 - 5.01 (complex, 1H), 6.62 - 6.85 (complex, 9H), 7.02 - 7.20 (complex, 5H), 7.26 - 7.30 (complex, 3H). CONH is too broad to observe.

Example 22

5 (R)-3-[4-[2-(Phenoxazin-10-yl)ethoxy]phenyl]-2-ethoxypropanoic acid :



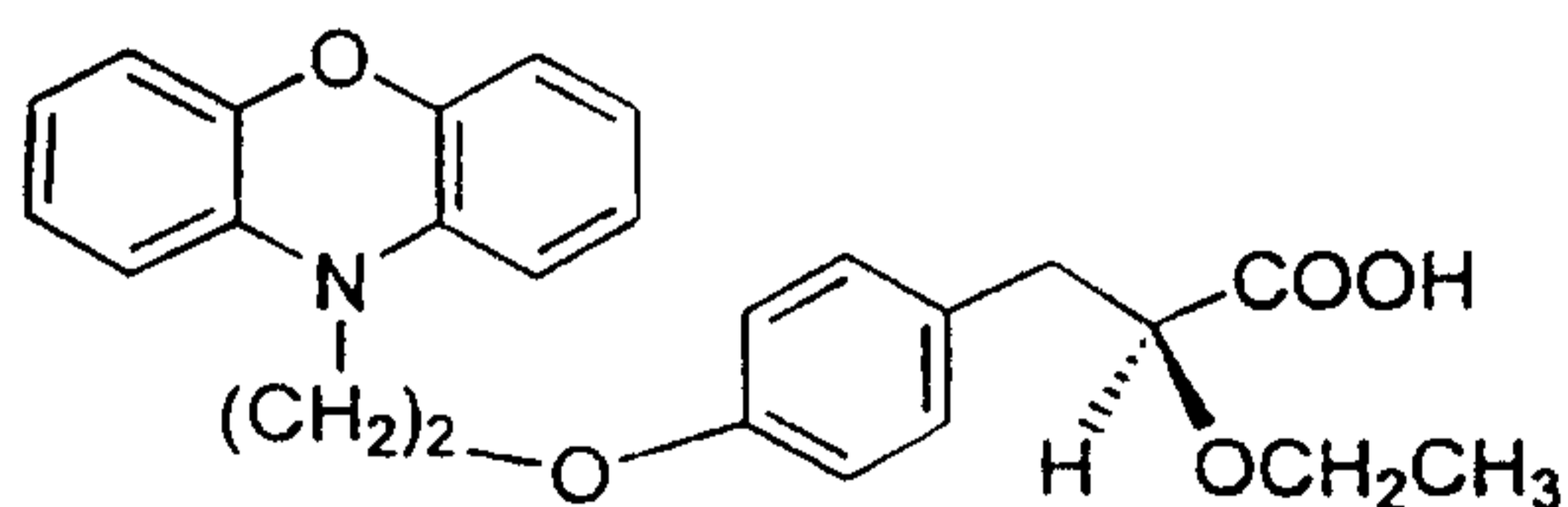
A solution of [2R diastereomer, N(1S)]-3-[4-[2-(phenoxazin-10-yl)ethoxy]phenyl]-2-ethoxy-N-(2-hydroxy-1-phenylethyl)propanamide (0.45 g, 0.84 mmol) obtained in example 21a in mixture of 1M sulphuric acid (17 mL) and dioxane / water (1 : 1, 39 mL) was heated in an oil bath at 100 °C for 60 - 68 h. The pH of the mixture was adjusted to 3.0 by addition of an aqueous sodium hydrogen carbonate solution. The mixture was extracted with ethyl acetate (2 x 25 mL) and the organic extract was washed with water (50 mL), brine (25 mL), dried (Na₂SO₄) and evaporated. The residue was chromatographed over silica gel using a gradient of 50 - 75 % ethyl acetate in pet. ether to afford the title compound (0.2 g, 57 %) as a white solid. mp : 77 - 78 °C.

$[\alpha]_D^{25} = + 12.1$ (c = 1.0 %, CHCl₃)

¹H NMR (CDCl₃, 200 MHz) : δ 1.16 (t, J = 7.0 Hz, 3H), 1.43 - 1.85 (bs, 1H, D₂O exchangeable), 2.86 - 3.14 (complex, 2H), 3.40 - 3.67 (complex, 2H), 3.90 - 4.08 (complex, 3H), 4.15 (t, J = 6.65 Hz, 2H), 6.59 - 6.83 (complex, 10 H), 7.13 (d, J = 8.4 Hz, 2H).

Example 23

(S)-3-[4-[2-(phenoxazin-10-yl)ethoxy]phenyl]-2-ethoxypropanoic acid :



The title compound (0.19 g, 54 %) was prepared as a white solid from diastereomer [(2S-N(1S)]-3-[4-[2-(phenoxazin-10-yl)ethoxy]phenyl]-2-ethoxy-N-(2-hydroxy-1-

- 50 -

phenylethyl)propanamide (0.45 g, 0.84 mmol) obtained in example 21b by an analogous procedure to that described in example 22. mp 89 - 90°C.

$[\alpha]_D^{25} = -12.6$ (c = 1.0%, CHCl_3)

$^1\text{H NMR}$ (CDCl_3 , 200 MHz): δ 1.16 (t, J = 7.02 Hz, 3 H), 1.42 - 1.91 (bs, 1H, D_2O exchangeable), 2.94 - 3.15 (complex, 2H), 3.40 - 3.65 (complex, 2H), 3.86 - 4.06 (complex, 3H), 4.15 (t, J = 6.65 Hz, 2H), 6.63 - 6.83 (complex, 10H), 7.13 (d, J = 8.54 Hz, 2H).

The compounds of the present invention lowered random blood sugar level, triglyceride, total cholesterol, LDL, VLDL and increased HDL. This was demonstrated by *in vitro* as well as *in vivo* animal experiments.

Demonstration of Efficacy of Compounds:

A) *In vitro*:

a) Determination of hPPAR α activity:

Ligand binding domain of hPPAR α was fused to DNA binding domain of Yeast transcription factor GAL4 in eucaryotic expression vector. Using superfect (Qiagen, Germany) as transfecting reagent HEK-293 cells were transfected with this plasmid and a reporter plasmid harboring the luciferase gene driven by a GAL4 specific promoter. Compound was added at different concentrations after 42 hrs of transfection and incubated overnight. Luciferase activity as a function of compound binding/activation capacity of PPAR α was measured using Packard Luclite kit (Packard, USA) in Top Count (Ivan Sadowski, Brendan Bell, Peter Broag and Melvyn Hollis. *Gene*. 1992. 118: 137-141; Superfect Transfection Reagent Handbook. February, 1997. Qiagen, Germany).

b) Determination of hPPAR γ activity:

Ligand binding domain of hPPAR γ 1 was fused to DNA binding domain of Yeast transcription factor GAL4 in eucaryotic expression vector. Using lipofectamine (Gibco BRL, USA) as transfecting reagent HEK-293 cells were transfected with this plasmid and a reporter plasmid harboring the luciferase gene driven by a GAL4 specific promoter.

AMENDED SHEET

Compound was added at 1 μM concentration after 48 hrs of transfection and incubated overnight. Luciferase activity as a function of drug binding/activation capacity of PPAR γ 1 was measured using Packard Luclite kit (Packard, USA) in Packard Top Count (Ivan Sadowski, Brendan Bell, Peter Broag and Melvyn Hollis. Gene. 1992. 118 : 137 – 141; Guide to Eukaryotic Transfections with Cationic Lipid Reagents. Life Technologies, GIBCO BRL, USA).

Example No	Concentration	PPAR α	Concentration	PPAR γ
Example 11	50 μM	6.42 Fold	1 μM	5.20 Fold
Example 15	50 μM	3.30 Fold	1 μM	6.0 Fold

c) **Determination of HMG CoA reductase inhibition activity** : Liver microsome bound reductase was prepared from 2% cholestyramine fed rats at mid-dark cycle. Spectrophotometric assays were carried out in 100 mM KH_2PO_4 , 4 mM DTT, 0.2 mM NADPH, 0.3 mM HMG CoA and 125 μg of liver microsomal enzyme. Total reaction mixture volume was kept as 1 ml. Reaction was started by addition of HMG CoA. Reaction mixture was incubated at 37 $^\circ\text{C}$ for 30 min and decrease in absorbance at 340 nm was recorded. Reaction mixture without substrate was used as blank (Goldstein, J. L and Brown, M. S. Progress in understanding the LDL receptor and HMG CoA reductase, two membrane proteins that regulate the plasma cholesterol. J. Lipid Res. 1984, 25: 1450 – 1461). The test compounds inhibited the HMG CoA reductase enzyme.

B) **In vivo** :

a) **Efficacy in genetic models** :

Mutation in colonies of laboratory animals and different sensitivities to dietary regimens have made the development of animal models with non-insulin dependent diabetes and hyperlipidemia associated with obesity and insulin resistance possible. Genetic models such as db/db and ob/ob (Diabetes, (1982) 31(1) : 1- 6) mice and zucker fa/fa rats have been developed by the various laboratories for understanding the pathophysiology of disease and testing the efficacy of new antidiabetic compounds

(Diabetes, (1983) 32: 830-838 ; Annu. Rep. Sankyo Res. Lab. (1994). 46 : 1-57). The homozygous animals, C57 BL/KsJ-db/db mice developed by Jackson Laboratory, US, are obese, hyperglycemic, hyperinsulinemic and insulin resistant (J. Clin. Invest., (1990) 85 : 962-967), whereas heterozygous are lean and normoglycemic. In db/db model. mouse progressively develops insulinopenia with age, a feature commonly observed in late stages of human type II diabetes when blood sugar levels are insufficiently controlled. The state of pancreas and its course vary according to the models. Since this model resembles that of type II diabetes mellitus, the compounds of the present invention were tested for blood sugar and triglycerides lowering activities.

Male C57BL/KsJ-db/db mice of 8 to 14 weeks age, having body weight range of 35 to 60 grams, bred at Dr. Reddy's Research Foundation (DRF) animal house, were used in the experiment. The mice were provided with standard feed (National Institute of Nutrition (NIN), Hyderabad, India) and acidified water, ad libitum. The animals having more than 350 mg / dl blood sugar were used for testing. The number of animals in each group was 4.

Test compounds were suspended on 0.25 % carboxymethyl cellulose and administered to test group at a dose of 0.1 mg to 30 mg / kg through oral gavage daily for 6 days. The control group received vehicle (dose 10 ml / kg). On 6th day the blood samples were collected one hour after administration of test compounds / vehicle for assessing the biological activity.

The random blood sugar and triglyceride levels were measured by collecting blood (100 µl) through orbital sinus, using heparinised capillary in tubes containing EDTA which was centrifuged to obtain plasma. The plasma glucose and triglyceride levels were measured spectrometrically, by glucose oxidase and glycerol-3-PO₄ oxidase/oxidase enzyme (Dr. Reddy's Lab. Diagnostic Division Kits, Hyderabad, India) methods respectively.

The blood sugar and triglycerides lowering activities of the test compound was calculated according to the formula.

No adverse effects were observed for any of the mentioned compounds of

invention in the above test.

Compound	Dose (mg / kg)	Reduction in Blood Glucose Level (%)	Triglyceride Lowering (%)
Example 14	3	52	61
Example 11	10	66	50

The ob/ob mice were obtained at 5 weeks of age from Bomholtgard, Demark and were used at 8 weeks of age. Zucker fa/fa fatty rats were obtained from IffaCredo, France at 10 weeks of age and were used at 13 weeks of age. The animals were maintained under 12 hour light and dark cycle at 25 ± 1 °C. Animals were given standard laboratory chow (NIN, Hyderabad, India) and water, *ad libitum* (Fujiwara, T., Yoshioka, S., Yoshioka, T., Ushiyama, I and Horikoshi, H. Characterization of new oral antidiabetic agent CS-045. Studies in KK and ob/ob mice and Zucker fatty rats. Diabetes. 1988. 37 : 1549 – 1558).

The test compounds were administered at 0.1 to 30 mg/kg/day dose for 9 days. The control animals received the vehicle (0.25 % carboxymethylcellulose, dose 10 ml/kg) through oral gavage.

15

The blood samples were collected in fed state 1 hour after drug administration on 0 and 9 day of treatment. The blood was collected from the retro-orbital sinus through heparinised capillary in EDTA containing tubes. After centrifugation, plasma sample was separated for triglyceride, glucose, free fatty acid, total cholesterol and insulin estimations. Measurement of plasma triglyceride, glucose, total cholesterol were done using commercial kits (Dr. Reddy's Laboratory, Diagnostic Division, India). The plasma free fatty acid was measured using a commercial kit form Boehringer Mannheim, Germany. The plasma insulin was measured using a RIA kit (BARC, India). The reduction of various parameters examined are calculated according to the formula.

25

In ob/ob mice oral glucose tolerance test was performed after 9 days treatment.

Mice were fasted for 5 hrs and challenged with 3 gm/kg of glucose orally. The blood samples were collected at 0, 15, 30, 60 and 120 min for estimation of plasma glucose levels.

5 The experimental results from the db/db mice, ob/ob mice, Zucker fa/fa rats suggest that the novel compounds of the present invention also possess therapeutic utility as a prophylactic or regular treatment for diabetes, obesity, cardiovascular disorders such as hypertension, hyperlipidaemia and other diseases; as it is known from the literature that such diseases are interrelated to each other.

10 Blood glucose level and triglycerides are also lowered at doses greater than 10 mg/kg. Normally, the quantum of reduction is dose dependent and plateaus at certain dose.

15 **b) Cholesterol lowering activity in hypercholesterolemic rat models :**

Male Sprague Dawley rats (NIN stock) were bred in DRF animal house. Animals were maintained under 12 hour light and dark cycle at 25 ± 1 °C. Rats of 180 - 200 gram body weight range were used for the experiment. Animals were made hypercholesterolemic by feeding 2% cholesterol and 1% sodium cholate mixed with
20 standard laboratory chow [National Institute of Nutrition (NIN), Hyderabad, India] for 6 days. Throughout the experimental period the animals were maintained on the same diet (Petit, D., Bonnefis, M. T., Rey, C and Infante, R. Effects of ciprofibrate on liver lipids and lipoprotein synthesis in normo- and hyperlipidemic rats. Atherosclerosis. 1988. 74 : 215 - 225).

25 The test compounds were administered orally at a dose 0.1 to 30 mg/kg/day for 3 days. Control group was treated with vehicle alone (0.25 % Carboxymethylcellulose; dose 10 ml/kg).

30 The blood samples were collected in fed state 1 hour after drug administration on

0 and 3 day of compound treatment. The blood was collected from the retro-orbital sinus through heparinised capillary in EDTA containing tubes. After centrifugation, plasma sample was separated for total cholesterol, HDL and triglyceride estimations. Measurement of plasma triglyceride, total cholesterol and HDL were done using commercial kits (Dr. Reddy's Laboratory, Diagnostic Division, India). LDL and VLDL cholesterol were calculated from the data obtained for total cholesterol, HDL and triglyceride. The reduction of various parameters examined are calculated according to the formula.

10 c) Plasma triglyceride and total cholesterol lowering activity in Swiss albino mice and Guinea pigs :

Male Swiss albino mice (SAM) and male Guinea pigs were obtained from NIN and housed in DRF animal house. All these animals were maintained under 12 hour light and dark cycle at 25 ± 1 °C. Animals were given standard laboratory chow (NIN, Hyderabad, India) and water, *ad libitum*. SAM of 20 - 25 g body weight range and Guinea pigs of 500 - 700 g body weight range were used (Oliver, P., Plancke, M. O., Marzin, D., Clavey, V., Sauzieres, J and Fruchart, J. C. Effects of fenofibrate, gemfibrozil and nicotinic acid on plasma lipoprotein levels in normal and hyperlipidemic mice. Atherosclerosis. 1988. 70 : 107 - 114).

20 The test compounds were administered orally to Swiss albino mice at 0.3 to 30 mg/kg/day dose for 6 days. Control mice were treated with vehicle (0.25% Carboxymethylcellulose; dose 10 ml/kg). The test compounds were administered orally to Guinea pigs at 0.3 to 30 mg/kg/day dose for 6 days. Control animals were treated with vehicle (0.25% Carboxymethylcellulose; dose 5 ml/kg).

The blood samples were collected in fed state 1 hour after drug administration on 0 and 6 day of treatment. The blood was collected from the retro-orbital sinus through heparinised capillary in EDTA containing tubes. After centrifugation, plasma sample was separated for triglyceride and total cholesterol (Wieland, O. Methods of Enzymatic

analysis. Bergermeyer, H. O., Ed., 1963. 211 - 214; Trinder, P. Ann. Clin. Biochem. 1969. 6 : 24 - 27). Measurement of plasma triglyceride, total cholesterol and HDL were done using commercial kits (Dr. Reddy's Diagnostic Division, Hyderabad, India).

5 **Formulae for calculation :**

1. Percent reduction in Blood sugar / triglycerides / total cholesterol were calculated according to the formula :

10
$$\text{Percent reduction (\%)} = 1 - \frac{\text{TT/OT}}{\text{TC/OC}} \times 100$$

OC = Zero day control group value

OT = Zero day treated group value

TC = Test day control group value

TT = Test day treated group value

15

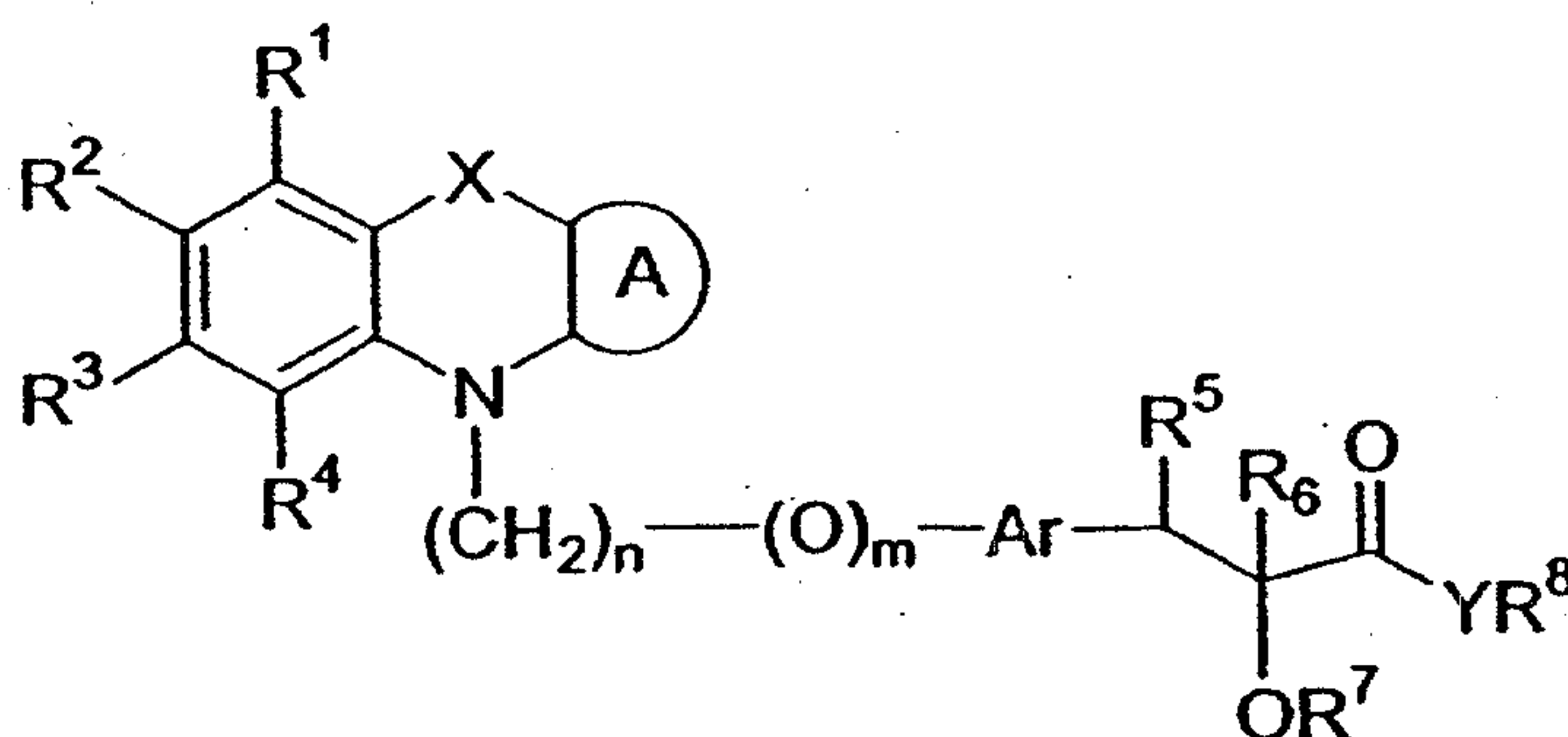
2. LDL and VLDL cholesterol levels were calculated according to the formula :

LDL cholesterol in mg/dl = Total cholesterol - HDL cholesterol - $\frac{\text{Triglyceride}}{5}$

VLDL cholesterol in mg/dl = Total cholesterol - HDL cholesterol - LDL cholesterol

The embodiments of the invention in which an exclusive property or privilege is claimed are defined as follows:

1. A compound of formula (I)



its tautomeric forms, its stereoisomers, its polymorphs, its pharmaceutically acceptable salts, and its pharmaceutically acceptable solvates, wherein R¹, R², R³, and R⁴ are the same or different and represent hydrogen, halogen, hydroxy, nitro, cyano, formyl or optionally substituted groups selected from (C₁-C₁₂)alkyl, (C₃-C₆)cycloalkyl, (C₁-C₆)alkoxy, (C₃-C₆)cycloalkoxy, (C₆-C₁₀)aryl, (C₆-C₁₀)aryloxy, (C₇-C₁₁)aralkyl, (C₇-C₁₁)aralkoxy, (C₂-C₅)heterocyclyl, (C₁-C₉)heteroaryl, (C₂-C₁₀)heteroaralkyl, (C₁-C₉)heteroaryloxy, (C₂-C₁₀)heteroaralkoxy, (C₂-C₇)acyl, (C₂-C₇)acyloxy, hydroxy(C₁-C₆)alkyl, amino, (C₂-C₇)acylamino, (C₁-C₁₂)alkylamino, (C₆-C₁₀)arylamino, (C₇-C₁₁)aralkylamino, amino(C₁-C₆)alkyl, (C₁-C₆)alkoxycarbonyl, (C₆-C₁₀)aryloxycarbonyl; (C₇-C₁₁)aralkoxycarbonyl, (C₁-C₆)alkoxy(C₁-C₆)alkyl, (C₆-C₁₀)aryloxy(C₁-C₆)alkyl, (C₇-C₁₁)aralkoxy(C₁-C₆)alkyl, (C₁-C₆)alkylthio, thio(C₁-C₆)alkyl, (C₁-C₆)alkoxycarbonylamino, (C₆-C₁₀)aryloxycarbonylamino, (C₇-C₁₁)aralkoxycarbonylamino, carboxylic acid or sulfonic acid groups; the ring A fused to the ring containing X and N represents a 5-6 membered carbocyclic structure which is optionally substituted; the ring A is either saturated or contains one or more double bonds or is aromatic; X represents a heteroatom selected from oxygen, sulfur; or NR⁹ where R⁹ is hydrogen, (C₁-C₆)alkyl, (C₆-C₁₀)aryl, (C₇-C₁₁)aralkyl, (C₂-C₇)acyl, (C₁-C₆)alkoxycarbonyl, (C₆-C₁₀)aryloxycarbonyl, or (C₇-C₁₁)aralkoxycarbonyl; Ar represents an optionally substituted divalent single or fused (C₆-C₁₀)aromatic or (C₃-C₉)-heteroaromatic group; R⁵ represents hydrogen, hydroxy, (C₁-C₃)alkoxy, halogen, lower alkyl, optionally substituted (C₇-C₁₁)aralkyl group or forms a bond together with the adjacent group R⁶; R⁶ represents hydrogen, hydroxy, (C₁-C₃)alkoxy, halogen, lower alkyl group, (C₂-C₉)acyl, optionally substituted (C₇-C₁₁)aralkyl or R⁶ forms a bond together

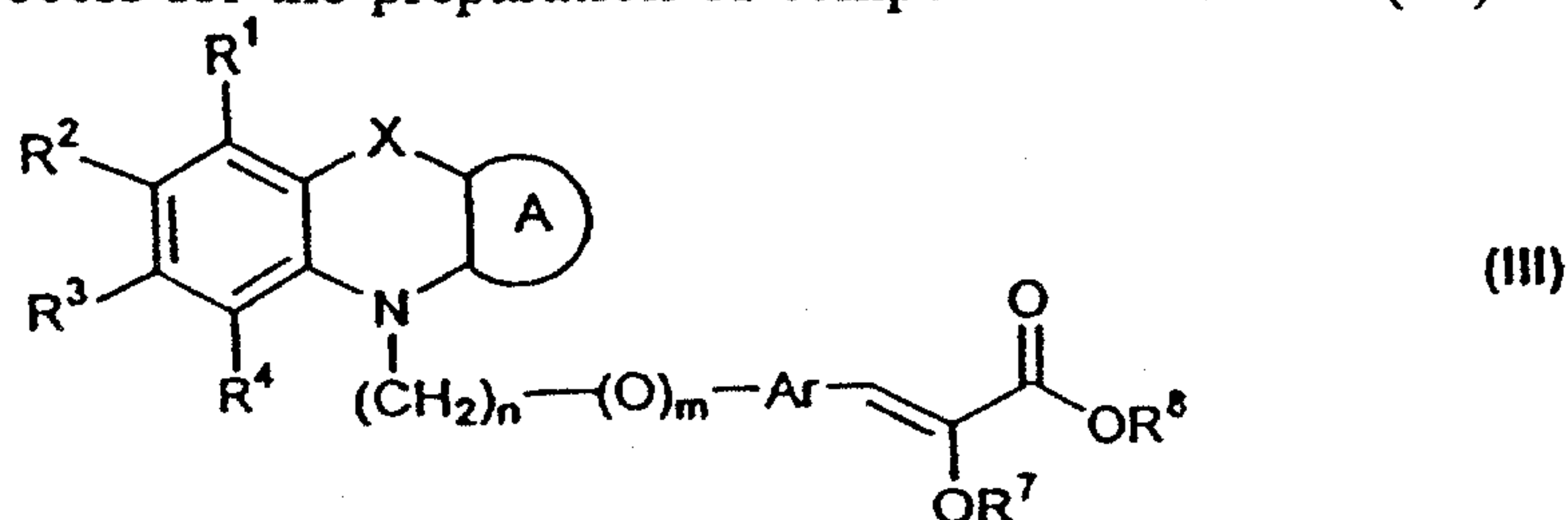
with R⁵; R⁷ represents hydrogen or an optionally substituted group selected from (C₁-C₁₆)alkyl, (C₃-C₇)cycloalkyl, (C₆-C₁₀)aryl, (C₇-C₁₂)aralkyl, (C₁-C₆)alkoxy(C₁-C₆)alkyl, (C₁-C₆)alkoxycarbonyl, (C₆-C₁₀)aryloxycarbonyl, (C₁-C₆)alkylaminocarbonyl, (C₆-C₁₀)arylaminocarbonyl, (C₂-C₇)acyl, (C₂-C₅)heterocyclyl, (C₁-C₉)heteroaryl, or (C₂-C₁₀)heteraralkyl groups; R⁸ represents hydrogen or an optionally substituted group selected from (C₁-C₁₆)alkyl, (C₃-C₇)cycloalkyl, (C₆-C₁₀)aryl, (C₇-C₁₁)aralkyl, (C₂-C₅)heterocyclyl, (C₁-C₉)heteroaryl, or (C₂-C₁₀)heteroaralkyl groups; Y represents oxygen or NR¹⁰, where R¹⁰ represents hydrogen, (C₁-C₁₆)alkyl, (C₆-C₁₀)aryl, hydroxy(C₁-C₆)alkyl or (C₇-C₁₁)aralkyl groups or R⁸ and R¹⁰ together form a 5 or 6 membered cyclic structure containing carbon atoms, which optionally contains one or more heteroatoms selected from oxygen, sulfur or nitrogen; n is an integer ranging from 1-4 and m is an integer 0 or 1.

2. A compound according to claim 1, wherein the optional substituents on R¹, R², R³ and R⁴ are selected from halogen, hydroxy, nitro and optionally substituted groups selected from (C₁-C₁₂)alkyl, (C₃-C₆)cycloalkyl, (C₁-C₆)alkoxy, (C₃-C₆)cycloalkoxy, (C₆-C₁₀)aryl, (C₆-C₁₀)aryloxy, (C₇-C₁₁)aralkyl, (C₇-C₁₁)aralkoxy(C₁-C₆)alkyl, (C₂-C₅)heterocyclyl, (C₁-C₉)heteroaryl, (C₂-C₁₀)heteroaralkyl, (C₂-C₇)acyl, (C₂-C₇)acyloxy, hydroxy(C₁-C₆)alkyl, amino, (C₂-C₇)acylamino, (C₆-C₁₀)arylamino, amino(C₁-C₆)alkyl, (C₁-C₆)alkoxycarbonyl, (C₁-C₁₂)alkylamino, (C₁-C₆)alkoxy(C₁-C₆)alkyl, (C₁-C₆)alkylthio, thio(C₁-C₆)alkyl, carboxylic acid, and sulfonic acid groups.

3. A compound according to claim 1 or 2, wherein Ar represents an optionally substituted divalent phenylene, naphthylene, pyridyl, quinolinyl, benzofuranyl, benzoxazolyl, benzothiazolyl, indolyl, indolinyl, azaindolyl, azaindolyl, indenyl, dihydrobenzofuryl, benzopyranyl, dihydrobenzopyranyl, or pyrazolyl group.

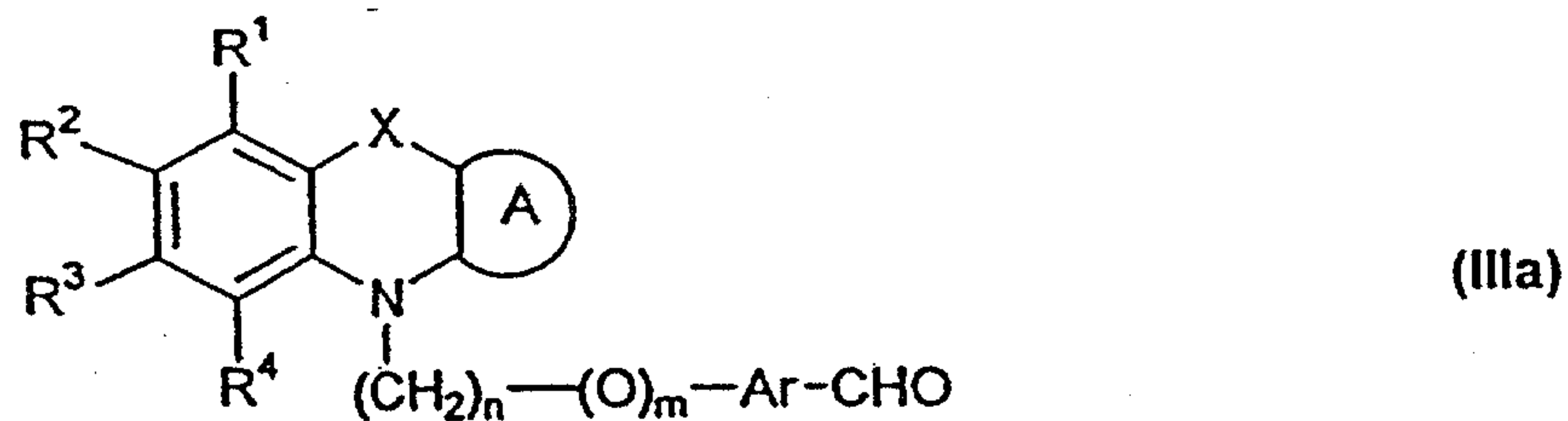
4. A compound according to claim 1, 2 or 3, wherein the substituents on the group represented by Ar are selected from linear and branched optionally halogenated (C₁-C₆)alkyl, optionally halogenated (C₁-C₃)alkoxy, halogen, acyl, amino, acylamino, thio, carboxylic acid, and sulfonic acid.

5. A compound according to claim 1, wherein when $m = 0$, Ar represents a divalent benzofuranyl, benzoxazolyl, benzothiazolyl, indolyl, indolinyl, dihydrobenzofuryl, or dihydrobenzopyranyl group.
6. A compound according to claim 1, wherein when $m = 1$, Ar represents divalent phenylene, naphthylene, pyridyl, quinolinyl, benzofuranyl, benzoxazolyl, benzothiazolyl, indolyl, indolinyl, azaindolyl, azaindolyl, indenyl, dihydrobenzofuryl, benzopyranyl, dihydrobenzopyranyl, or pyrazolyl.
7. A compound according to any one of claims 1 to 6, wherein the cyclic structure A represents a phenyl ring.
8. A compound according to any one of claims 1 to 7, wherein the pharmaceutically acceptable salt is a Li, Na, K, Ca, Mg, lysine, arginine, guanidine, diethanolamine, choline, ammonium, substituted ammonium salt or aluminum salt.
9. A process for the preparation of compound of formula (III)

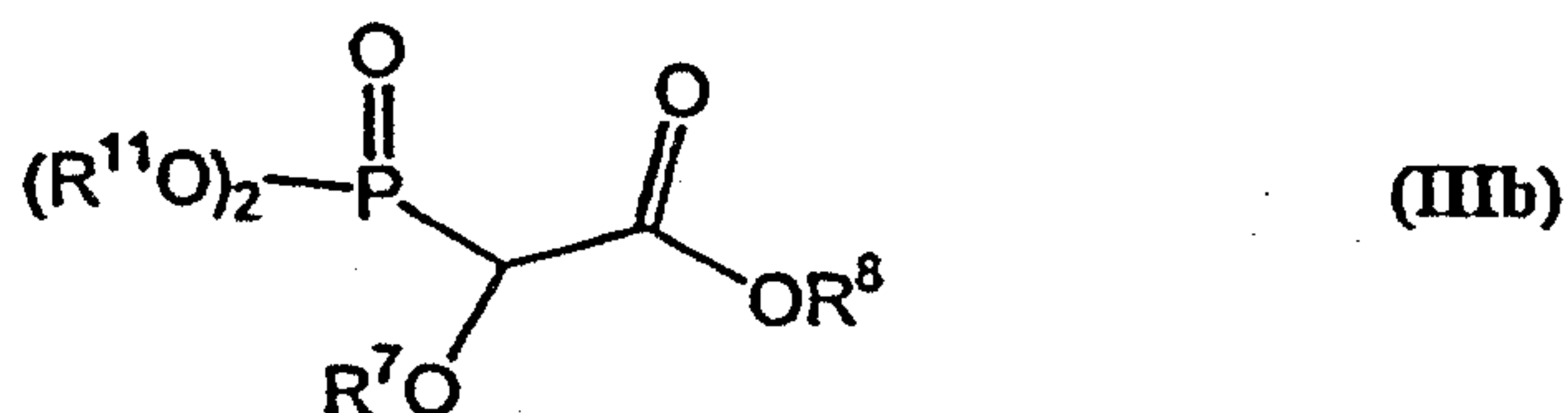


wherein R^1 , R^2 , R^3 , R^4 , X, Ar, A, n, m and R^7 are as defined in claim 1; R^8 represents hydrogen or an optionally substituted group selected from (C_1-C_{16}) alkyl, (C_3-C_7) cycloalkyl, (C_6-C_{10}) aryl, (C_7-C_{11}) aralkyl, (C_2-C_5) heterocyclyl, (C_1-C_9) heteroaryl, or (C_2-C_{10}) heteroaralkyl groups; which comprises:

- a) reacting a compound of formula (IIIa)

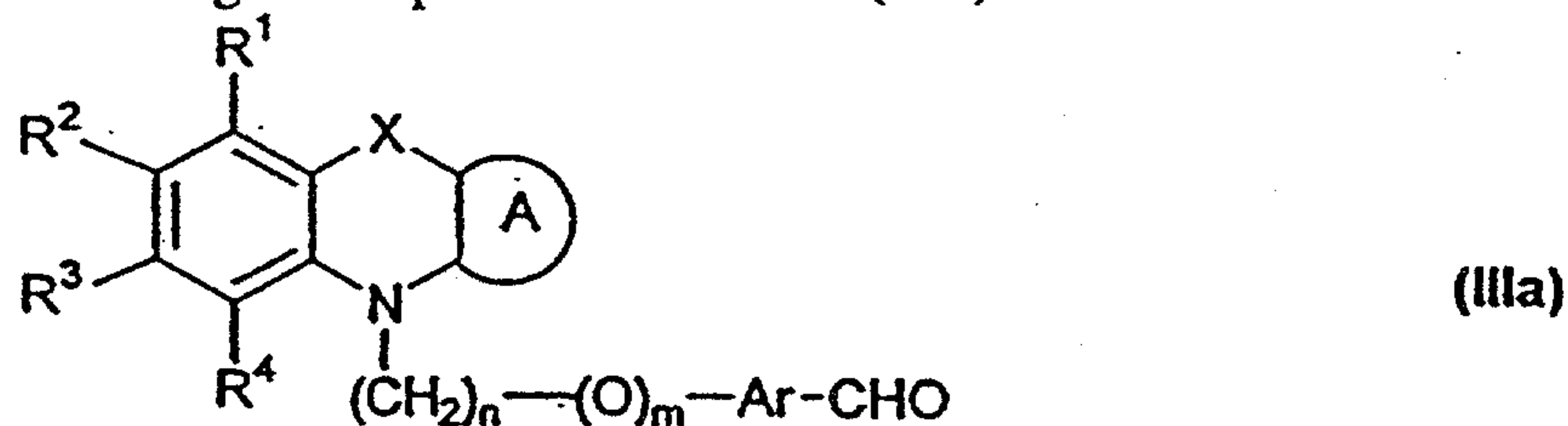


where all symbols are as defined above with a compound of formula (IIIb)



where R¹¹ is a lower alkyl group and R⁷ and R⁸ are as defined above;

b) reacting a compound of formula (IIIa)

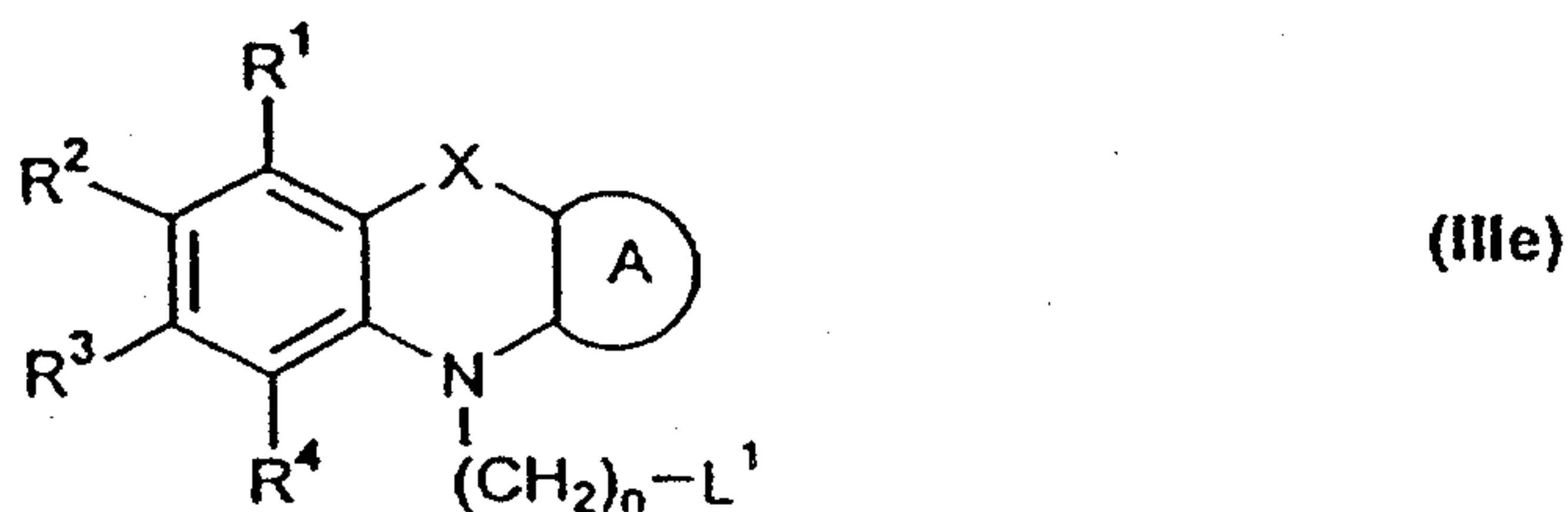


where all symbols are as defined above with a compound of formula (IIIc)

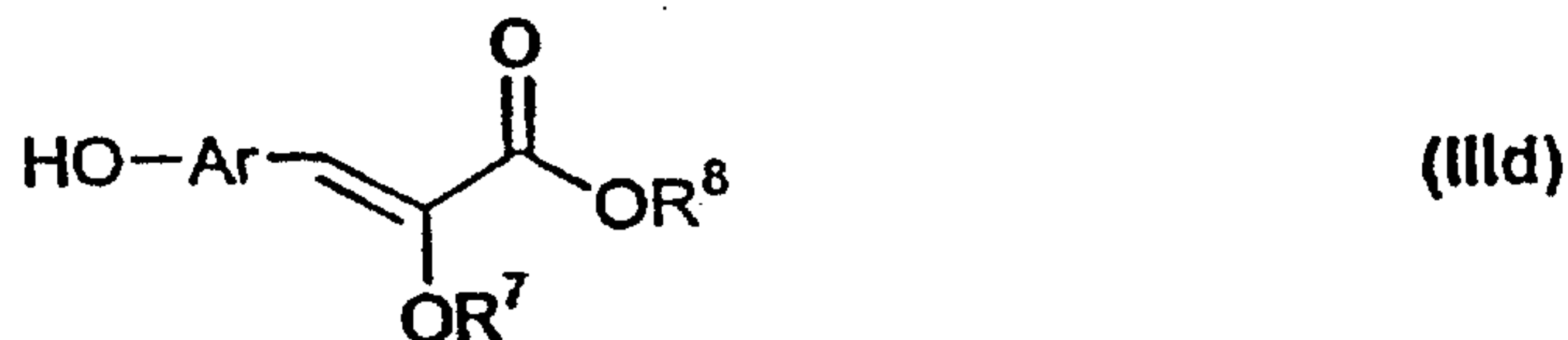


where R⁶ represents a hydrogen atom and R⁷ and R⁸ are as defined above followed by dehydration;

c) reacting a compound of formula (IIIe)

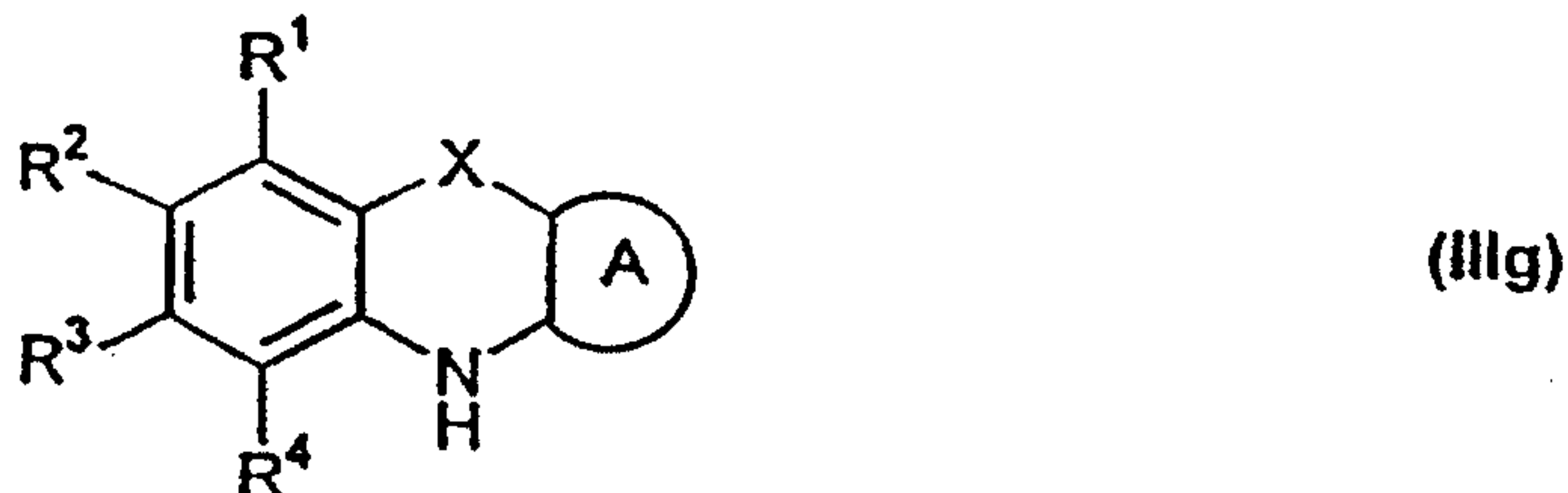


where L¹ represents a leaving group and all other symbols are as defined above with a compound of formula (IIIc)

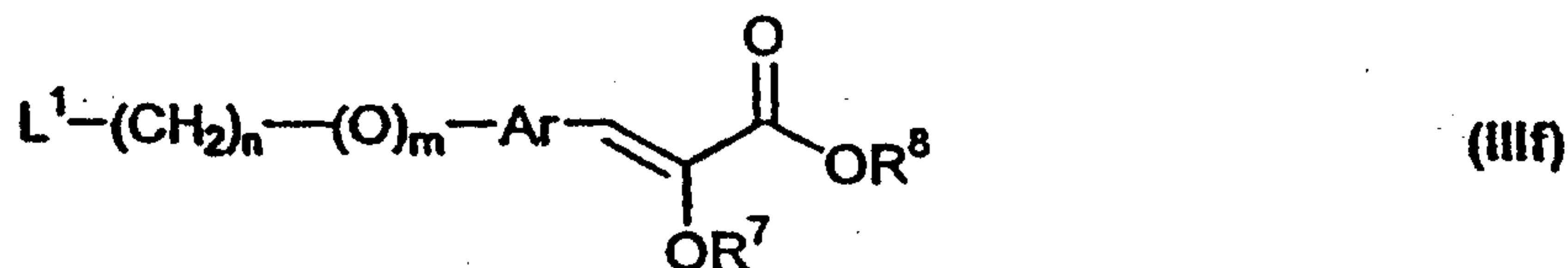


where R^7 , R^8 and Ar are as defined above;

d) reacting a compound of formula (IIIg)

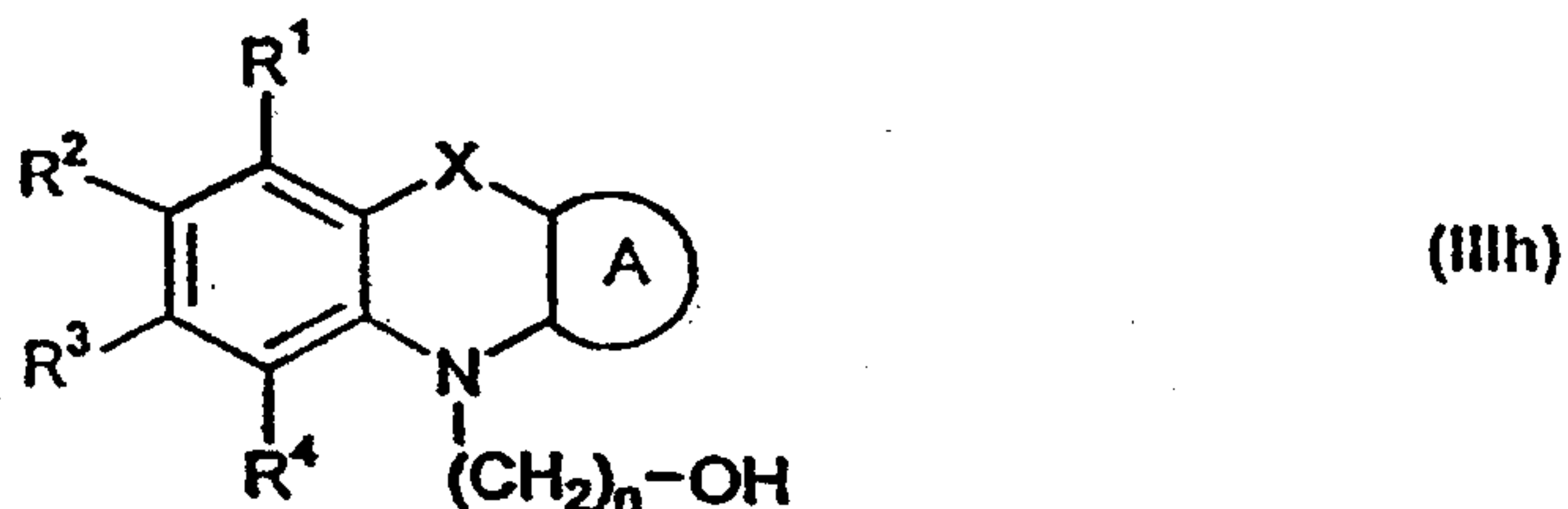


where all symbols are as defined above with a compound of general formula (III f)

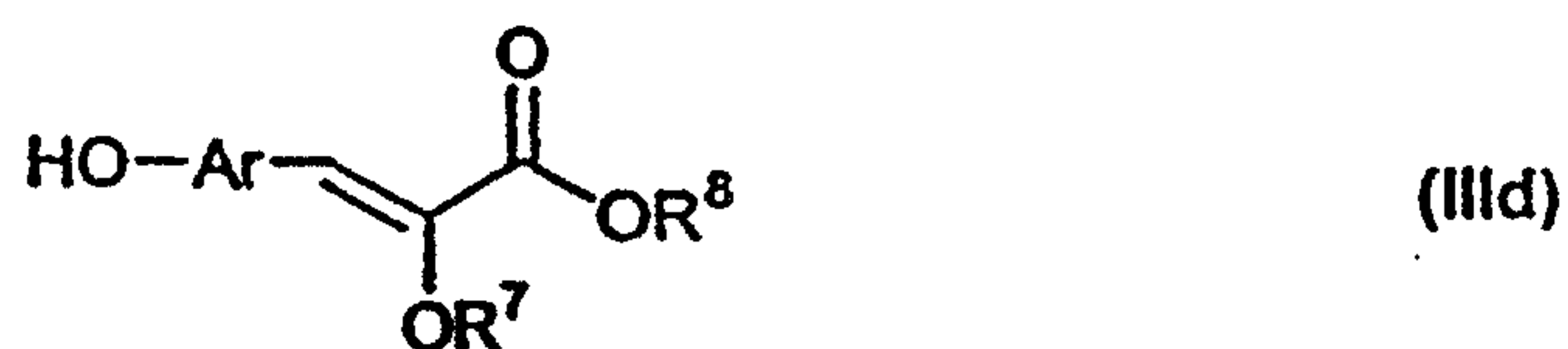


where all symbols are as defined above and L^1 is a leaving group; or

e) reacting a compound of formula (IIIh)



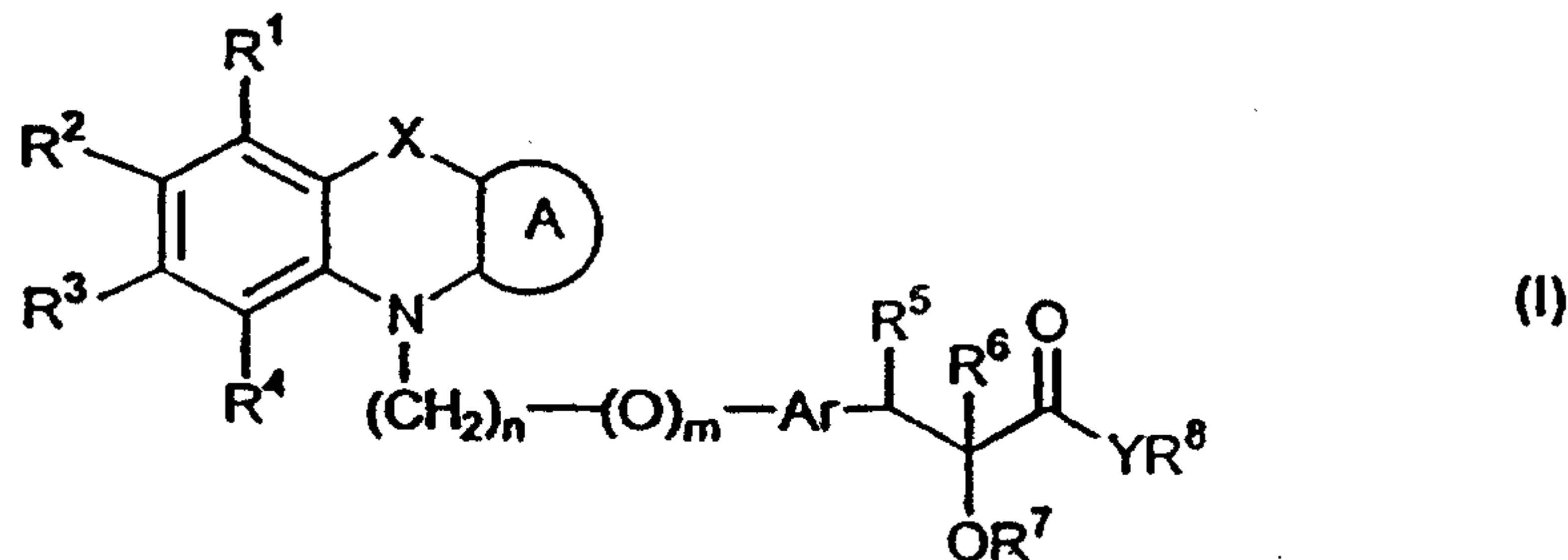
where all symbols are as defined above with a compound of formula (III d)



where all symbols are as defined above; and,

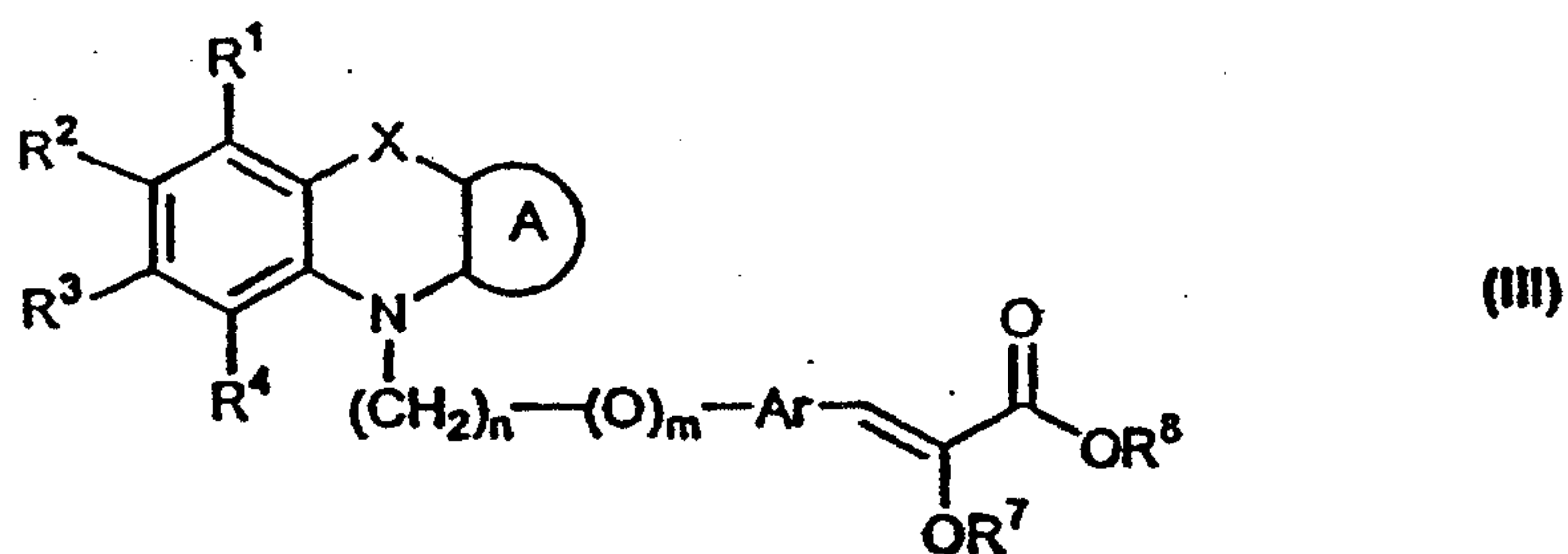
f) if required converting the compound of formula (III) obtained as described above into a pharmaceutically acceptable salt, or a pharmaceutically acceptable solvate.

10. A process for the preparation of compound of formula (I)

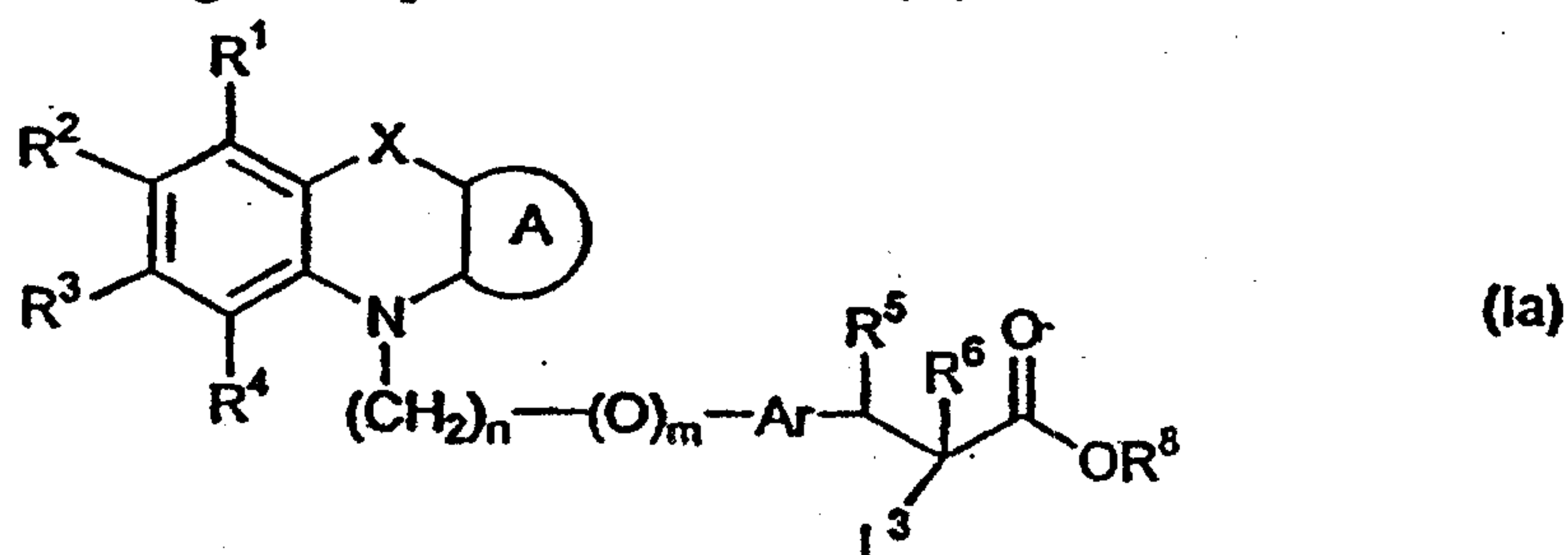


wherein R^1 , R^2 , R^3 , R^4 , X , A , Ar , n , m , R^5 , R^6 and R^7 are as defined in claim 1; R^8 represents hydrogen or an optionally substituted group selected from (C_1-C_{16}) alkyl, (C_3-C_7) cycloalkyl, (C_6-C_{10}) aryl, (C_7-C_{11}) aralkyl, (C_2-C_5) heterocyclyl, (C_1-C_9) heteroaryl, or (C_2-C_{10}) heteroaralkyl groups; and Y represents oxygen; which comprises:

a) reducing a compound of formula (III);



b) reacting a compound of formula (Ia)

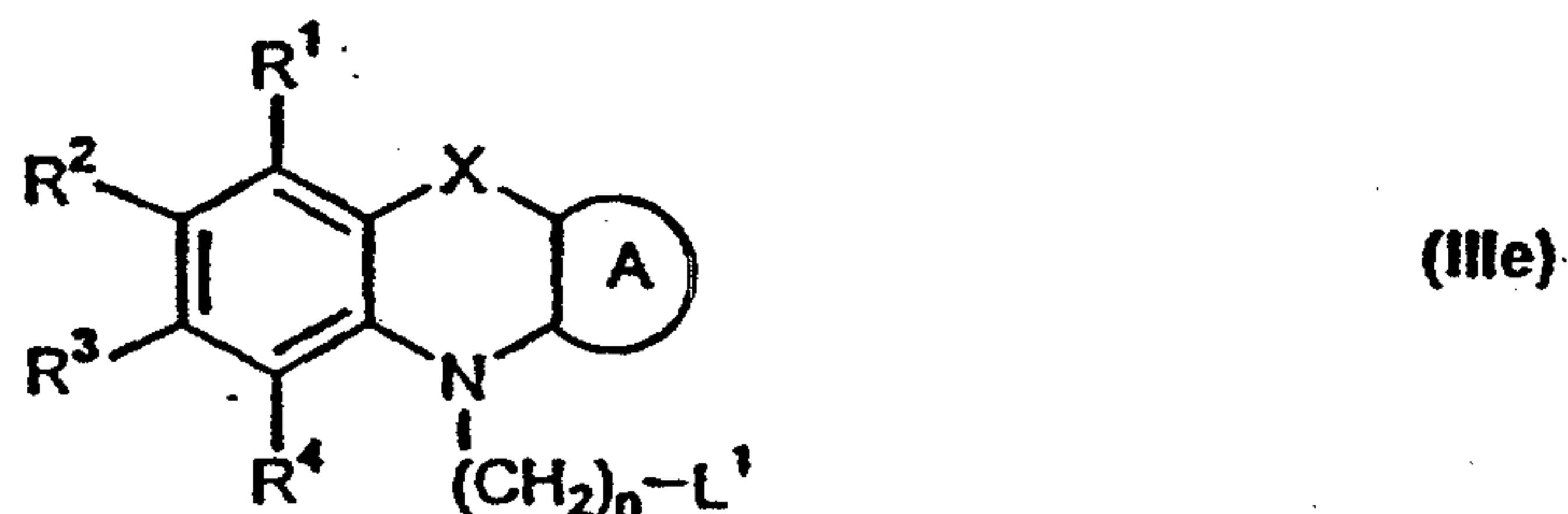


where all symbols are as defined above and L^3 is a leaving group with an alcohol of formula (Ib)

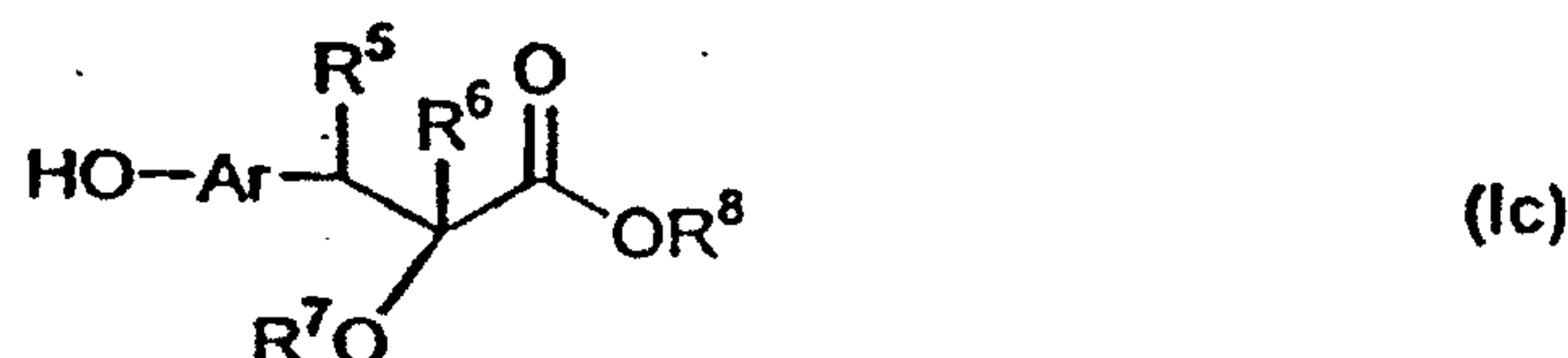


where R^7 is as defined above;

c) reacting a compound of formula (IIIe)



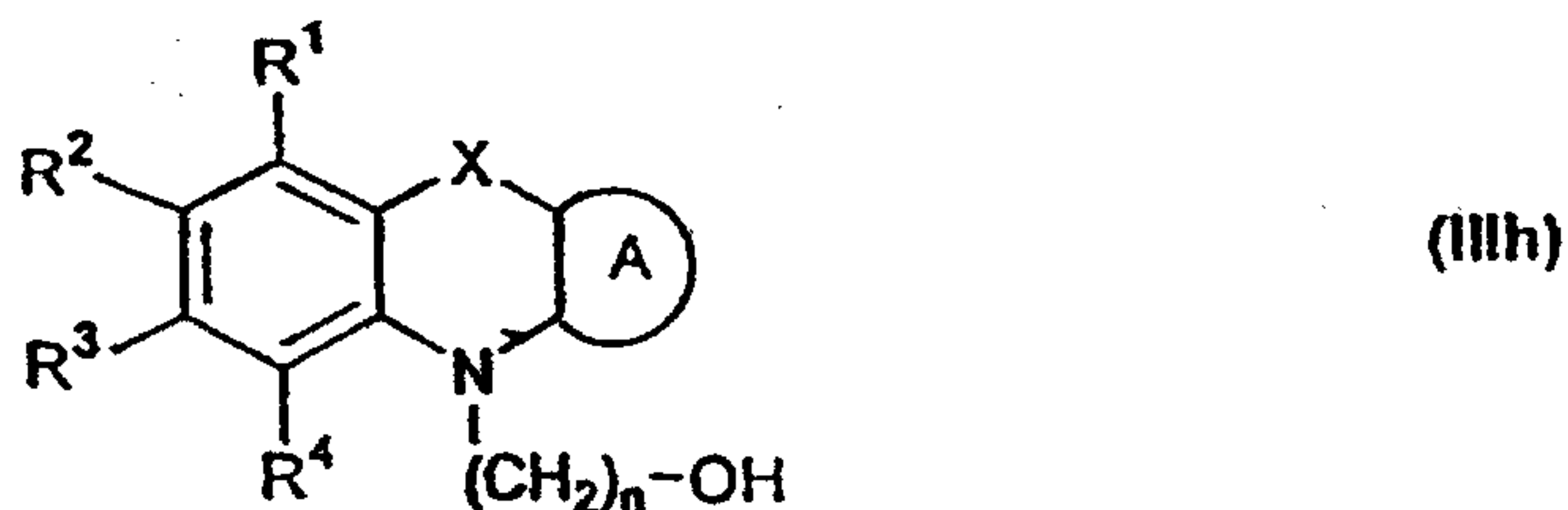
where L^1 is a leaving group and all other symbols are as defined above with a compound of formula (Ic)



where all symbols are as defined above;

d) reacting a compound of formula (IIIh)

63

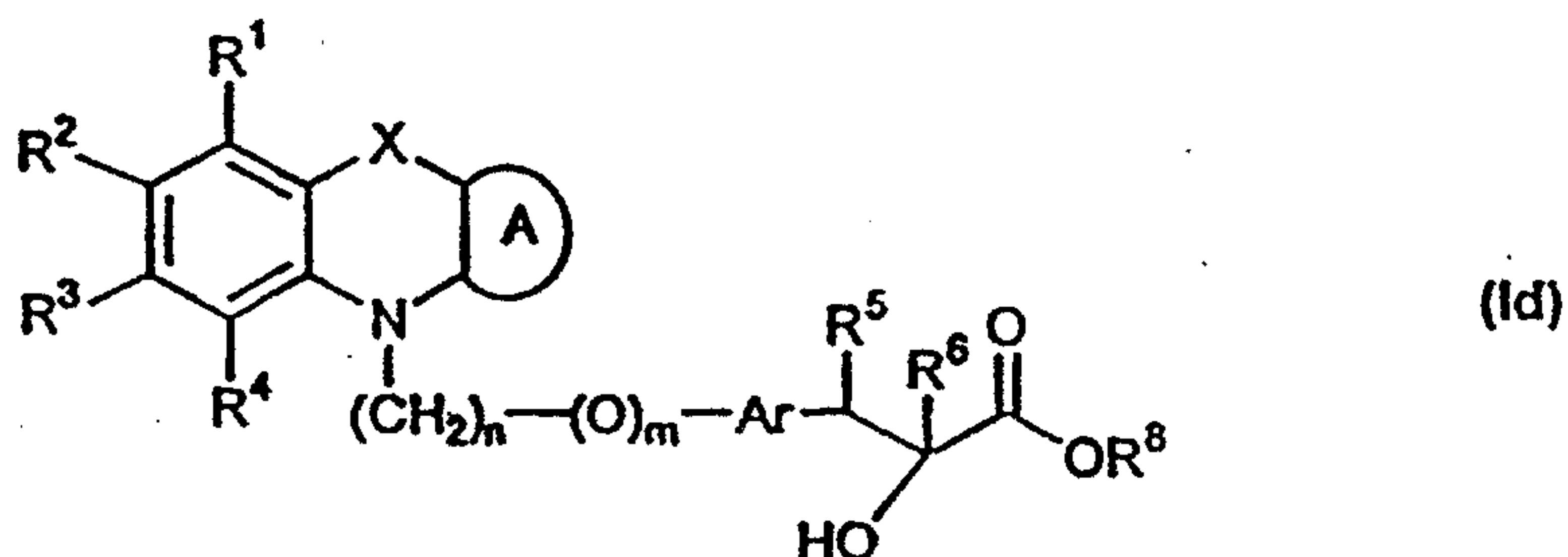


where all symbols are defined above with a compound of formula (Ic)



where all symbols are as defined above;

e) reacting a compound of formula (Id)

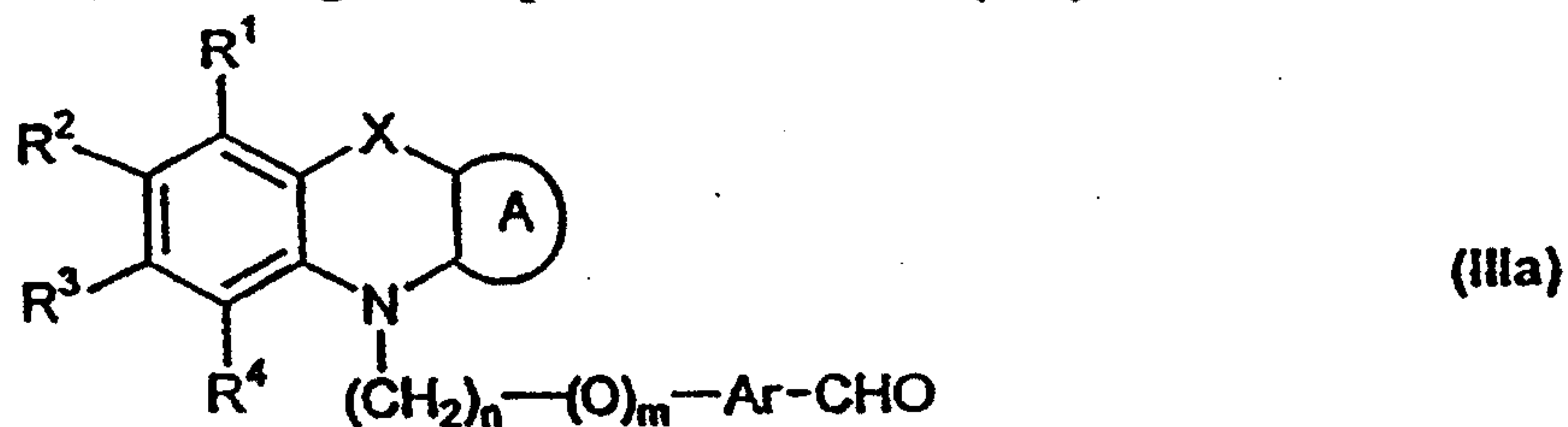


where all symbols are as defined above with a compound of formula (Ie)



where R^7 is as defined above and Hal represents Cl, Br, or I;

f) reacting a compound of formula (IIIa)

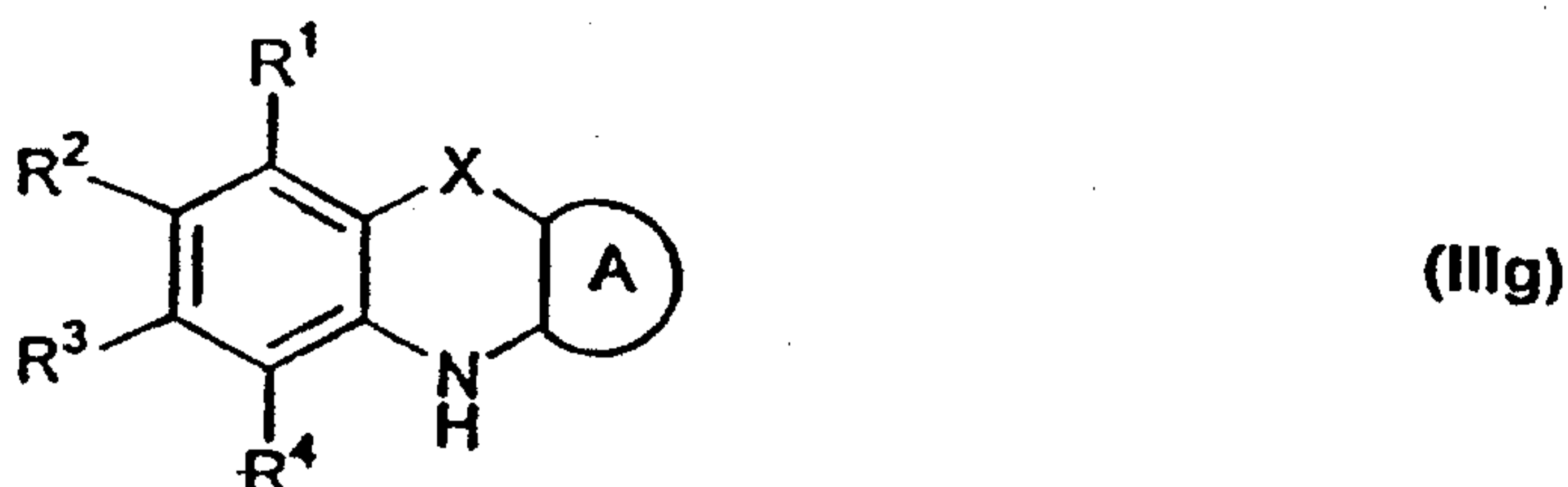


where all symbols are as defined above with a compound of formula (IIIc)

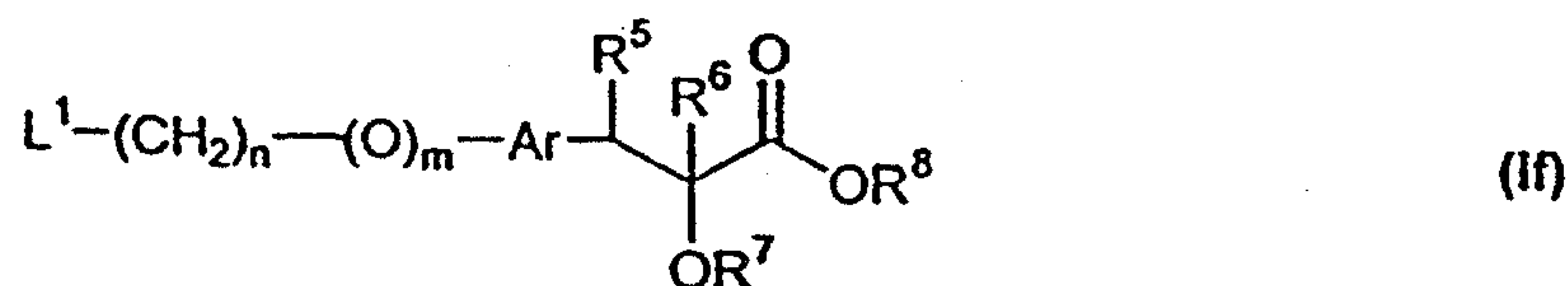


where R^6 , R^7 and R^8 are as defined above followed by dehydroxylation;

g) reacting a compound of formula (IIIg)



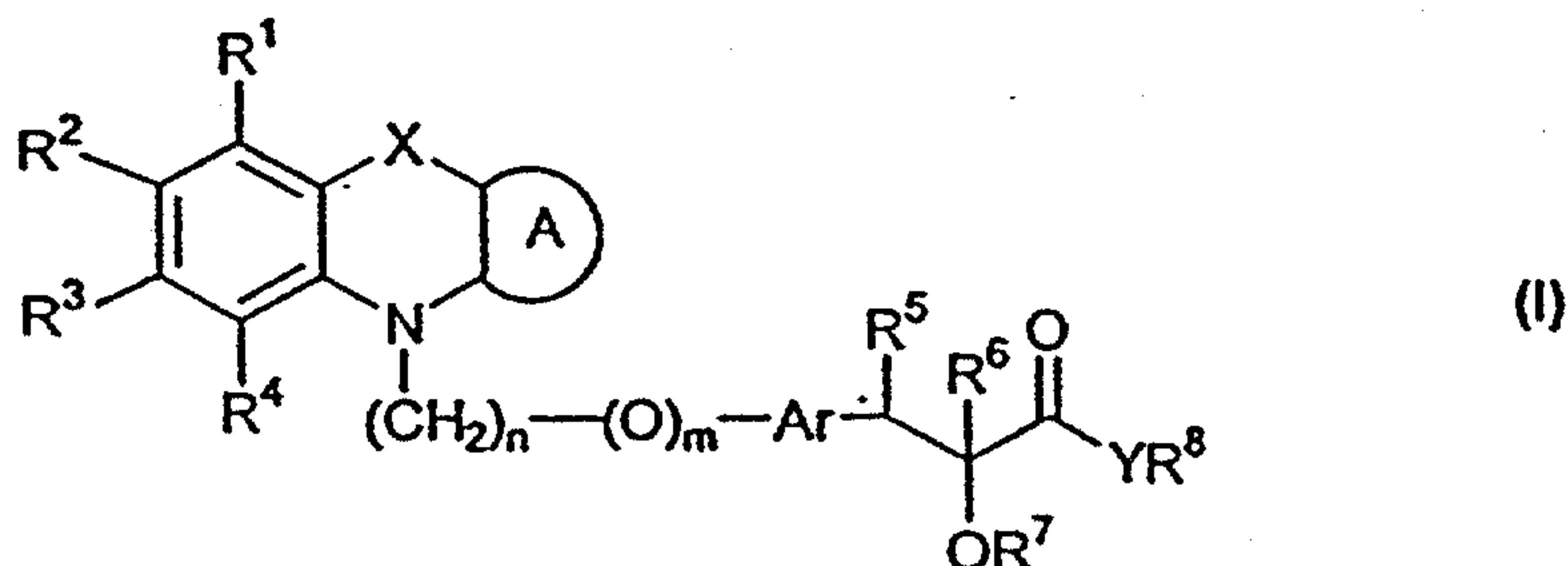
where all symbols are as defined above with a compound of formula (If)



where L^1 is a leaving group and all other symbols are as defined above and if needed;

h) converting the compounds of formula (I) obtained in any of the processes described above into pharmaceutically acceptable salts, or pharmaceutically acceptable solvates.

11. A process for the preparation of compound of formula (I)



wherein $R^1, R^2, R^3, R^4, n, m, X, A, Ar, m, n, R^5, R^6, R^7$ and R^8 are as defined in any one of claims 1 to 7; Y represents NR^{10} , where R^{10} represents hydrogen, alkyl, aryl, hydroxyalkyl or aralkyl groups or R^8 and R^{10} together may form a 5 or 6 membered cyclic structure containing carbon atoms, which may optionally contain one or more heteroatoms selected from oxygen, sulfur or nitrogen; which comprises:

a) reacting a compound of formula (I) where all the symbols are as defined above and Y represents oxygen with appropriate amines and if needed;

b) converting the compounds of formula (I) obtained above into pharmaceutically acceptable salts, or pharmaceutically acceptable solvates.

12. A compound according to claim 1, which is selected from:

Ethyl (E/Z)-3-[4-[2-(phenothiazin-10-yl)ethoxy]phenyl]-2-ethoxy propenoate;

Ethyl (E)-3-[4-[2-(phenothiazin-10-yl)ethoxy]phenyl]-2-ethoxy propenoate;

Ethyl (Z)-3-[4-[2-(phenothiazin-10-yl)ethoxy]phenyl]-2-ethoxy propenoate;

Ethyl (E/Z)-3-[2-(phenothiazin-10-yl)methylbenzofuran-5-yl]-2-ethoxypropenoate;

Ethyl (E)-3-[2-(phenothiazin-10-yl)methylbenzofuran-5-yl]-2-ethoxypropenoate;

Ethyl (Z)-3-[2-(phenothiazin-10-yl)methylbenzofuran-5-yl]-2-ethoxypropenoate;

Ethyl (E/Z)-3-[4-[2-(phenoxazin-10-yl)ethoxy]phenyl]-2-ethoxypropenoate;

Ethyl (E)-3-[4-[2-(phenoxazin-10-yl)ethoxy]phenyl]-2-ethoxypropenoate;

Ethyl (Z)-3-[4-[2-(phenoxazin-10-yl)ethoxy]phenyl]-2-ethoxypropenoate;

(±) Methyl 3-[4-[2-(phenothiazin-10-yl)ethoxy]phenyl]-2-ethoxypropanoate;

(+) Methyl 3-[4-[2-(phenothiazin-10-yl)ethoxy]phenyl]-2-ethoxypropanoate;

(-) Methyl 3-[4-[2-(phenothiazin-10-yl)ethoxy]phenyl]-2-ethoxypropanoate;

(±) Methyl 3-[2-(phenothiazin-10-yl)methylbenzofuran-5-yl]-2-ethoxypropanoate;

(+) Methyl 3-[2-(phenothiazin-10-yl)methylbenzofuran-5-yl]-2-ethoxypropanoate;

(-) Methyl 3-[2-(phenothiazin-10-yl)methylbenzofuran-5-yl]-2-ethoxypropanoate;

(±) Methyl 3-[4-[2-(phenoxazin-10-yl)ethoxy]phenyl]-2-ethoxypropanoate;

(+) Methyl 3-[4-[2-(phenoxazin-10-yl)ethoxy]phenyl]-2-ethoxypropanoate;

(-) Methyl 3-[4-[2-(phenoxazin-10-yl)ethoxy]phenyl]-2-ethoxy-

propanoate;

(±) Ethyl 3-[4-[2-(phenoxazin-10-yl)ethoxy]phenyl]-2-ethoxy-

propanoate;

(+) Ethyl 3-[4-[2-(phenoxazin-10-yl)ethoxy]phenyl]-2-ethoxy-

propanoate;

(-) Ethyl 3-[4-[2-(phenoxazin-10-yl)ethoxy]phenyl]-2-ethoxy-

propanoate;

(±) Ethyl 3-[4-[2-(phenoxazin-10-yl)ethoxy]phenyl]-2-hydroxy-

propanoate;

(+) Ethyl 3-[4-[2-(phenoxazin-10-yl)ethoxy]phenyl]-2-hydroxy-

propanoate;

(-) Ethyl 3-[4-[2-(phenoxazin-10-yl)ethoxy]phenyl]-2-hydroxy-

propanoate;

(±) Ethyl 3-[4-[2-(phenoxazin-10-yl)ethoxy]phenyl]-2-butoxy-

propanoate;

(+) Ethyl 3-[4-[2-(phenoxazin-10-yl)ethoxy]phenyl]-2-butoxy-

propanoate;

(-) Ethyl 3-[4-[2-(phenoxazin-10-yl)ethoxy]phenyl]-2-butoxy-

propanoate;

(±) Ethyl 3-[4-[2-(phenoxazin-10-yl)ethoxy]phenyl]-2-hexyloxy-

propanoate;

(+) Ethyl 3-[4-[2-(phenoxazin-10-yl)ethoxy]phenyl]-2-hexyloxy-

propanoate;

(-) Ethyl 3-[4-[2-(phenoxazin-10-yl)ethoxy]phenyl]-2-hexyloxy-

propanoate;

(±) 3-[4-[2-(phenothiazin-10-yl)ethoxy]phenyl]-2-ethoxypropanoic
acid and its salts;

(+) 3-[4-[2-(phenothiazin-10-yl)ethoxy]phenyl]-2-ethoxypropanoic

acid and its salts;

(-) 3-[4-[2-(phenothiazin-10-yl)ethoxy]phenyl]-2-ethoxypropanoic acid

and its salts;

(±) 3-[4-[2-(phenothiazin-10-yl)ethoxy]phenyl]-2-ethoxy-2-methylpropanoic acid and its salts;

(+) 3-[4-[2-(phenothiazin-10-yl)ethoxy]phenyl]-2-ethoxy-2-methylpropanoic acid and its salts;

(-) 3-[4-[2-(phenothiazin-10-yl)ethoxy]phenyl]-2-ethoxy-2-methylpropanoic acid and its salts;

(±) 3-[4-[2-(phenothiazin-10-yl)ethoxy]phenyl]-2-phenoxypropanoic acid and its salts;

(+) 3-[4-[2-(phenothiazin-10-yl)ethoxy]phenyl]-2-phenoxypropanoic acid and its salts;

(-) 3-[4-[2-(phenothiazin-10-yl)ethoxy]phenyl]-2-phenoxypropanoic acid and its salts;

(±) 3-[4-[2-(phenothiazin-10-yl)ethoxy]phenyl]-2-phenoxy-2-methylpropanoic acid and its salts;

(+) 3-[4-[2-(phenothiazin-10-yl)ethoxy]phenyl]-2-phenoxy-2-methylpropanoic acid and its salts;

(-) 3-[4-[2-(phenothiazin-10-yl)ethoxy]phenyl]-2-phenoxy-2-methylpropanoic acid and its salts;

(±) 3-[2-(Phenothiazin-10-yl)methyl benzofuran-5-yl]-2-ethoxypropanoic acid and its salts;

(+) 3-[2-(Phenothiazin-10-yl)methyl benzofuran-5-yl]-2-ethoxypropanoic acid and its salts;

(-) 3-[2-(Phenothiazin-10-yl)methyl benzofuran-5-yl]-2-ethoxypropanoic acid and its salts;

(±) 3-[4-[2-(Phenoxazin-10-yl)ethoxy]phenyl]-2-ethoxypropanoic acid

and its salts;

(+) 3-[4-[2-(Phenoxazin-10-yl)ethoxy]phenyl]-2-ethoxypropanoic acid

and its salts;

(-) 3-[4-[2-(Phenoxazin-10-yl)ethoxy]phenyl]-2-ethoxypropanoic acid

and its salts;

(±) 3-[4-[2-(Phenoxazin-10-yl)ethoxy]phenyl]-2-ethoxy-2-methylpropanoic acid and its salts;

(+) 3-[4-[2-(Phenoxazin-10-yl)ethoxy]phenyl]-2-ethoxy-2-methylpropanoic acid and its salts;

(-) 3-[4-[2-(Phenoxazin-10-yl)ethoxy]phenyl]-2-ethoxy-2-methylpropanoic acid and its salts;

(±) 3-[4-[2-(Phenoxazin-10-yl)ethoxy]phenyl]-2-phenoxypropanoic acid and its salts;

(+) 3-[4-[2-(Phenoxazin-10-yl)ethoxy]phenyl]-2-phenoxypropanoic acid and its salts;

(-) 3-[4-[2-(Phenoxazin-10-yl)ethoxy]phenyl]-2-phenoxypropanoic acid and its salts;

(±) 3-[4-[2-(Phenoxazin-10-yl)ethoxy]phenyl]-2-phenoxy-2-methylpropanoic acid and its salts;

(+) 3-[4-[2-(Phenoxazin-10-yl)ethoxy]phenyl]-2-phenoxy-2-methylpropanoic acid and its salts;

(-) 3-[4-[2-(Phenoxazin-10-yl)ethoxy]phenyl]-2-phenoxy-2-methylpropanoic acid and its salts;

(±) 3-[4-[2-(Phenoxazin-10-yl)ethoxy]phenyl]-2-hydroxypropanoic acid and its salts;

(+) 3-[4-[2-(Phenoxazin-10-yl)ethoxy]phenyl]-2-hydroxypropanoic acid and its salts;

(-) 3-[4-[2-(Phenoxazin-10-yl)ethoxy]phenyl]-2-hydroxypropanoic acid and its salts;

(±) 3-[4-[2-(Phenoxazin-10-yl)ethoxy]phenyl]-2-butoxypropanoic acid
and its salts;

(+) 3-[4-[2-(Phenoxazin-10-yl)ethoxy]phenyl]-2-butoxypropanoic acid
and its salts;

(-) 3-[4-[2-(Phenoxazin-10-yl)ethoxy]phenyl]-2-butoxypropanoic acid
and its salts;

(±) 3-[4-[2-(Phenoxazin-10-yl)ethoxy]phenyl]-2-hexyloxypropanoic
acid and its salts;

(+) 3-[4-[2-(Phenoxazin-10-yl)ethoxy]phenyl]-2-hexyloxypropanoic
acid and its salts;

(-) 3-[4-[2-(Phenoxazin-10-yl)ethoxy]phenyl]-2-hexyloxypropanoic
acid and its salts;

[(2R)-N(1S)]-3-[4-[2-(Phenoxazin-10-yl)ethoxy]phenyl]-2-ethoxy-N-
(2-hydroxy-1-phenyl ethyl)propanamide;

[(2S)-N(1S)]-3-[4-[2-(Phenoxazin-10-yl)ethoxy]phenyl]-2-ethoxy-N-
(2-hydroxy-1-phenyl ethyl)propanamide;

[(2S)-N(1S)]-3-[4-[2-(Phenothiazin-10-yl)ethoxy]phenyl]-2-ethoxy-N-
(2-hydroxy-1-phenyl ethyl)propanamide; and

[(2R)-N(1S)]-3-[4-[2-(Phenothiazin-10-yl)ethoxy]phenyl]-2-ethoxy-N-
(2-hydroxy-1-phenyl ethyl)propanamide.

13. A compound according to claim 12, which is selected from:

(±) 3-[4-[2-(Phenothiazin-10-yl)ethoxy]phenyl]-2-ethoxypropanoic
acid and its Li, Na, K, Ca, Mg, lysine, arginine, guanidine, diethanolamine, choline,
ammonium, substituted ammonium salts or aluminum salts;

(+) 3-[4-[2-(Phenothiazin-10-yl)ethoxy]phenyl]-2-ethoxypropanoic
acid and its Li, Na, K, Ca, Mg, lysine, arginine, guanidine, diethanolamine, choline,
ammonium, substituted ammonium salts or aluminum salts;

(-) 3-[4-[2-(Phenothiazin-10-yl)ethoxy]phenyl]-2-ethoxypropanoic
acid and its Li, Na, K, Ca, Mg, lysine, arginine, guanidine, diethanolamine, choline,
ammonium, substituted ammonium salts or aluminum salts;

(±) 3-[4-[2-(Phenothiazin-10-yl)ethoxy]phenyl]-2-ethoxy-2-methylpropanoic acid and its Li, Na, K, Ca, Mg, lysine, arginine, guanidine, diethanolamine, choline, ammonium, substituted ammonium salts or aluminum salts;

(+) 3-[4-[2-(Phenothiazin-10-yl)ethoxy]phenyl]-2-ethoxy-2-methylpropanoic acid and its Li, Na, K, Ca, Mg, lysine, arginine, guanidine, diethanolamine, choline, ammonium, substituted ammonium salts or aluminum salts;

(-) 3-[4-[2-(Phenothiazin-10-yl)ethoxy]phenyl]-2-ethoxy-2-methylpropanoic acid and its Li, Na, K, Ca, Mg, lysine, arginine, guanidine, diethanolamine, choline, ammonium, substituted ammonium salts or aluminum salts;

(±) 3-[4-[2-(Phenothiazin-10-yl)ethoxy]phenyl]-2-phenoxypropanoic acid and its Li, Na, K, Ca, Mg, lysine, arginine, guanidine, diethanolamine, choline, ammonium, substituted ammonium salts or aluminum salts;

(+) 3-[4-[2-(Phenothiazin-10-yl)ethoxy]phenyl]-2-phenoxypropanoic acid and its Li, Na, K, Ca, Mg, lysine, arginine, guanidine, diethanolamine, choline, ammonium, substituted ammonium salts or aluminum salts;

(-) 3-[4-[2-(Phenothiazin-10-yl)ethoxy]phenyl]-2-phenoxypropanoic acid and its Li, Na, K, Ca, Mg, lysine, arginine, guanidine, diethanolamine, choline, ammonium, substituted ammonium salts or aluminum salts;

(±) 3-[4-[2-(Phenothiazin-10-yl)ethoxy]phenyl]-2-phenoxy-2-methylpropanoic acid and its Li, Na, K, Ca, Mg, lysine, arginine, guanidine, diethanolamine, choline, ammonium, substituted ammonium salts or aluminum salts;

(+) 3-[4-[2-(Phenothiazin-10-yl)ethoxy]phenyl]-2-phenoxy-2-methylpropanoic acid and its Li, Na, K, Ca, Mg, lysine, arginine, guanidine, diethanolamine, choline, ammonium, substituted ammonium salts or aluminum salts;

(-) 3-[4-[2-(Phenothiazin-10-yl)ethoxy]phenyl]-2-phenoxy-2-methylpropanoic acid and its Li, Na, K, Ca, Mg, lysine, arginine, guanidine, diethanolamine, choline, ammonium, substituted ammonium salts or aluminum salts;

(±) 3-[2-(Phenothiazin-10-yl)methyl benzofuran-5-yl]-2-ethoxypropanoic acid and its Li, Na, K, Ca, Mg, lysine, arginine, guanidine, diethanolamine, choline, ammonium, substituted ammonium salts or aluminum salts;

(+) 3-[2-(Phenothiazin-10-yl)methyl benzofuran-5-yl]-2-ethoxypropanoic acid and its Li, Na, K, Ca, Mg, lysine, arginine, guanidine, diethanolamine, choline, ammonium, substituted ammonium salts or aluminum salts;

(-) 3-[2-(Phenothiazin-10-yl)methyl benzofuran-5-yl]-2-ethoxypropanoic acid and its Li, Na, K, Ca, Mg, lysine, arginine, guanidine, diethanolamine, choline, ammonium, substituted ammonium salts or aluminum salts;

(±) 3-[4-[2-(Phenoxazin-10-yl)ethoxy]phenyl]-2-ethoxypropanoic acid and its Li, Na, K, Ca, Mg, lysine, arginine, guanidine, diethanolamine, choline, ammonium, substituted ammonium salts or aluminum salts;

(+) 3-[4-[2-(Phenoxazin-10-yl)ethoxy]phenyl]-2-ethoxypropanoic acid and its Li, Na, K, Ca, Mg, lysine, arginine, guanidine, diethanolamine, choline, ammonium, substituted ammonium salts or aluminum salts;

(-) 3-[4-[2-(Phenoxazin-10-yl)ethoxy]phenyl]-2-ethoxypropanoic acid and its Li, Na, K, Ca, Mg, lysine, arginine, guanidine, diethanolamine, choline, ammonium, substituted ammonium salts or aluminum salts;

(±) 3-[4-[2-(Phenoxazin-10-yl)ethoxy]phenyl]-2-ethoxy-2-methylpropanoic acid and its Li, Na, K, Ca, Mg, lysine, arginine, guanidine, diethanolamine, choline, ammonium, substituted ammonium salts or aluminum salts;

(+) 3-[4-[2-(Phenoxazin-10-yl)ethoxy]phenyl]-2-ethoxy-2-methylpropanoic acid and its Li, Na, K, Ca, Mg, lysine, arginine, guanidine, diethanolamine, choline, ammonium, substituted ammonium salts or aluminum salts;

(-) 3-[4-[2-(Phenoxazin-10-yl)ethoxy]phenyl]-2-ethoxy-2-methylpropanoic acid and its Li, Na, K, Ca, Mg, lysine, arginine, guanidine, diethanolamine, choline, ammonium, substituted ammonium salts or aluminum salts;

(±) 3-[4-[2-(Phenoxazin-10-yl)ethoxy]phenyl]-2-phenoxypropanoic acid and its Li, Na, K, Ca, Mg, lysine, arginine, guanidine, diethanolamine, choline, ammonium, substituted ammonium salts or aluminum salts;

(+) 3-[4-[2-(Phenoxazin-10-yl)ethoxy]phenyl]-2-phenoxypropanoic acid and its Li, Na, K, Ca, Mg, lysine, arginine, guanidine, diethanolamine, choline, ammonium, substituted ammonium salts or aluminum salts;

(-) 3-[4-[2-(Phenoxazin-10-yl)ethoxy]phenyl]-2-phenoxypropanoic acid and its Li, Na, K, Ca, Mg, lysine, arginine, guanidine, diethanolamine, choline, ammonium, substituted ammonium salts or aluminum salts;

(±) 3-[4-[2-(Phenoxazin-10-yl)ethoxy]phenyl]-2-phenoxy-2-methylpropanoic acid and its Li, Na, K, Ca, Mg, lysine, arginine, guanidine, diethanolamine, choline, ammonium, substituted ammonium salts or aluminum salts;

(+) 3-[4-[2-(Phenoxazin-10-yl)ethoxy]phenyl]-2-phenoxy-2-methylpropanoic acid and its Li, Na, K, Ca, Mg, lysine, arginine, guanidine, diethanolamine, choline, ammonium, substituted ammonium salts or aluminum salts;

(-) 3-[4-[2-(Phenoxazin-10-yl)ethoxy]phenyl]-2-phenoxy-2-methylpropanoic acid and its Li, Na, K, Ca, Mg, lysine, arginine, guanidine, diethanolamine, choline, ammonium, substituted ammonium salts or aluminum salts;

(±) 3-[4-[2-(Phenoxazin-10-yl)ethoxy]phenyl]-2-hydroxypropanoic acid and its Li, Na, K, Ca, Mg, lysine, arginine, guanidine, diethanolamine, choline, ammonium, substituted ammonium salts or aluminum salts;

(+) 3-[4-[2-(Phenoxazin-10-yl)ethoxy]phenyl]-2-hydroxypropanoic acid and its Li, Na, K, Ca, Mg, lysine, arginine, guanidine, diethanolamine, choline, ammonium, substituted ammonium salts or aluminum salts;

(-) 3-[4-[2-(Phenoxazin-10-yl)ethoxy]phenyl]-2-hydroxypropanoic acid and its Li, Na, K, Ca, Mg, lysine, arginine, guanidine, diethanolamine, choline, ammonium, substituted ammonium salts or aluminum salts;

(±) 3-[4-[2-(Phenoxazin-10-yl)ethoxy]phenyl]-2-butoxypropanoic acid and its Li, Na, K, Ca, Mg, lysine, arginine, guanidine, diethanolamine, choline, ammonium, substituted ammonium salts or aluminum salts;

(+) 3-[4-[2-(Phenoxazin-10-yl)ethoxy]phenyl]-2-butoxypropanoic acid and its Li, Na, K, Ca, Mg, lysine, arginine, guanidine, diethanolamine, choline, ammonium, substituted ammonium salts or aluminum salts;

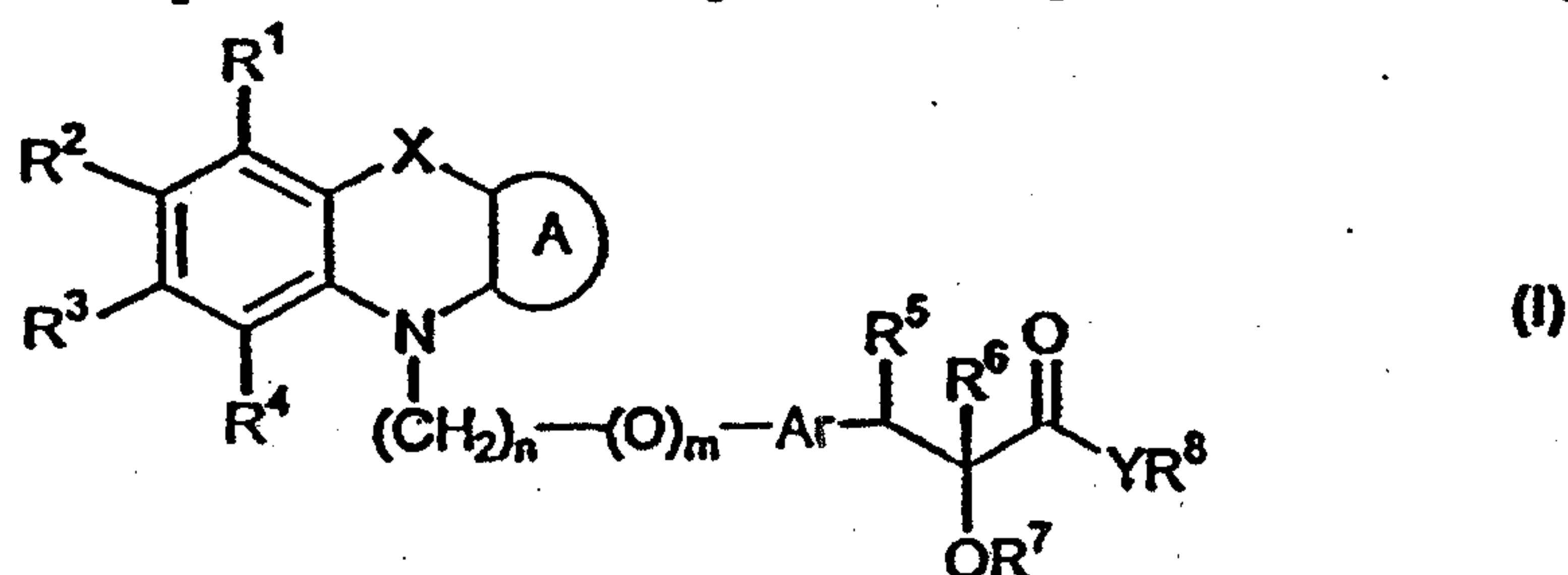
(-) 3-[4-[2-(Phenoxazin-10-yl)ethoxy]phenyl]-2-butoxypropanoic acid and its Li, Na, K, Ca, Mg, lysine, arginine, guanidine, diethanolamine, choline, ammonium, substituted ammonium salts or aluminum salts; and

(±) 3-[4-[2-(Phenoxazin-10-yl)ethoxy]phenyl]-2-hexyloxypropanoic acid and its Li, Na, K, Ca, Mg, lysine, arginine, guanidine, diethanolamine, choline, ammonium, substituted ammonium salts or aluminum salts;

(+) 3-[4-[2-(Phenoxazin-10-yl)ethoxy]phenyl]-2-hexyloxypropanoic acid and its Li, Na, K, Ca, Mg, lysine, arginine, guanidine, diethanolamine, choline, ammonium, substituted ammonium salts or aluminum salts; and

(-) 3-[4-[2-(Phenoxazin-10-yl)ethoxy]phenyl]-2-hexyloxypropanoic acid and its Li, Na, K, Ca, Mg, lysine, arginine, guanidine, diethanolamine, choline, ammonium, substituted ammonium salts or aluminum salts.

14. A composition which comprises a compound of formula (I)



as defined in any one of claims 1 to 8, 12 and 13, and a pharmaceutically acceptable carrier, diluent, excipient or solvate.

15. A composition as claimed in claim 14, in the form of a tablet, capsule, powder, syrup, solution or suspension.

16. The use of a compound as defined in any one of claims 1 to 8, 12 and 13, for preventing or treating hyperlipemia, hypercholesteremia, hyperglycemia, osteoporosis, obesity, glucose intolerance, insulin resistance, or diseases in which insulin resistance is the underlying pathophysiological mechanism.

17. The use of compound as defined in any one of claims 1 to 8, 12 and 13, for reducing blood glucose, triglycerides, cholesterol, LDL, VLDL or free fatty acids in the plasma.

18. The use of a compound as defined in any one of claims 1 to 8, 12 and 13, for manufacture of a medicament for preventing or treating hyperlipemia, hypercholesteremia, hyperglycemia, osteoporosis, obesity, glucose intolerance, insulin resistance, or diseases in which insulin resistance is the underlying pathophysiological mechanism.

19. The use of a compound as defined in any one of claims 1 to 8, 12 and 13, for manufacture of a medicament for reducing blood glucose, triglycerides, cholesterol, LDL, VLDL or free fatty acids in the plasma.
20. The use of an agonist of PPAR γ and/or PPAR α of the formula (1) as defined in any one of claims 1 to 8, 12 and 13, for treatment and/or prophylaxis of a disorder relating to Syndrome X.
21. The use of an agonist of PPAR γ and/or PPAR α of the formula (1) as defined in any one of claims 1 to 8, 12 and 13, for the manufacture of a medicament for treatment and/or prophylaxis of a disorder relating to Syndrome X.
22. A composition as claimed in claim 14 or 15, for the treatment and/or prophylaxis of type II diabetes, impaired glucose tolerance, dyslipidaemia, a disorder related to Syndrome X, renal diseases psoriasis, or polycystic ovarian syndrome (PCOS), useful as an aldose reductase inhibitor, for improving cognitive functions in dementia or treating diabetic complications or osteoporosis.
23. A composition as claimed in claim 22, wherein the disorder related to Syndrome X is selected from the group consisting of hypertension, obesity, insulin resistance, atherosclerosis, hyperlipidemia, and coronary artery disease.
24. A composition as claimed in claim 22, wherein renal disease is selected from the group consisting of glomerulonephritis, glomerulosclerosis, nephrotic syndrome, and hypertensive nephrosclerosis.
25. A process according to claim 9 or 10, wherein L¹ is selected from a hydrogen, p-tolmenesulfonate, methanesulfonate, and trifluoromethanesulfonate.
26. A process according to claim 10, wherein L³ is a halogen.

