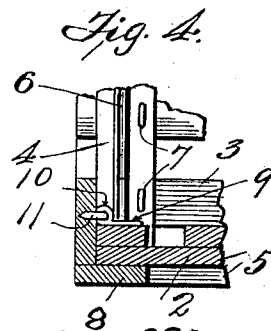
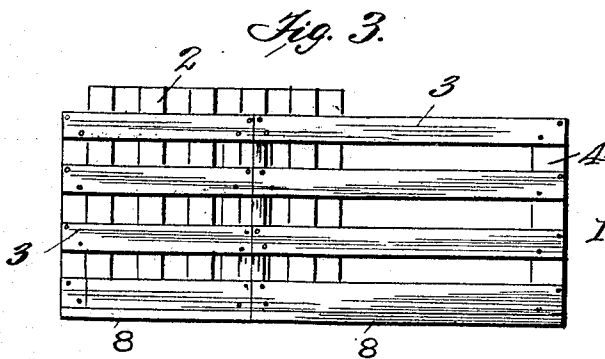

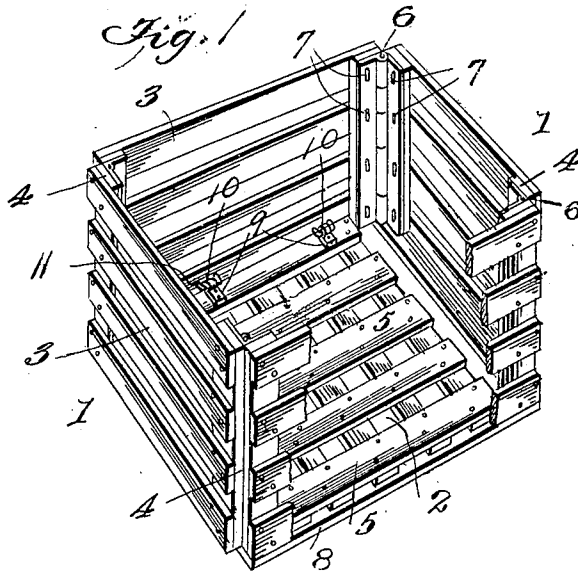


L. E. LANE.
 FOLDING GRATE.
 APPLICATION FILED SEPT. 23, 1907.

920,162.

Patented May 4, 1909.



WITNESSES
 Chas. A. Davies
 Eugene Whitman

L. E. Lane
 INVENTOR
 Min A. Whitman
 Attorney

UNITED STATES PATENT OFFICE.

LEVI E. LANE, OF LYONS, NEW YORK.

FOLDING CRATE.

No. 920,162.

Specification of Letters Patent.

Patented May 4, 1909.

Application filed September 23, 1907. Serial No. 394,088.

To all whom it may concern:

Be it known that I, LEVI E. LANE, a citizen of the United States, residing at Lyons, in the county of Wayne and State of New York, have invented certain new and useful Improvements in Folding Crates, of which the following is a specification.

My invention relates to improvements in folding crates, and has for its object the provision of a simply constructed, strong and durable shipping crate, which when set up will form a rigid structure and which may readily be collapsed and folded to compact form.

Another object of my invention is the provision of a shipping crate possessing the above characteristics which may be produced at a low cost, and which will be practical and efficient in every particular.

With these objects in view, my invention consists essentially of foldable side sections connected by hinge joints, and a bottom section pivotally connected to one of the side sections, the whole adapted to be folded to flat form.

The invention further consists of a shipping crate embodying certain other novel features of construction, combination and arrangement of parts substantially as disclosed herein and as illustrated in the accompanying drawings, in which:

Figure 1, is a perspective view looking downward upon the crate, one of the side sections being broken away to more clearly show the bottom of the crate. Fig. 2, is a side elevation of the crate in folded position. Fig. 3, is a plan view of the same. Fig. 4, is a broken detail view of one of the corners of the crate to illustrate the hinge connection between the bottom and side section.

The crate consists of the four sides 1, of any desirable length, and the bottom 2. The side sections consist preferably of a series of spaced parallel slats 3, which are connected at the ends by the cleats 4, and the bottom is preferably made of two superposed series of spaced parallel slats 5, the slats of the two series being secured at right angles to each other. The side sections are arranged with the end cleats inward, and secured to the adjoining end cleats of the different sections, are the hinges 6, which extend the full length of the cleats from top to bottom of the crate. The hinges may be secured to the cleats by the staples 7, or other such suitable fastenings and such fastenings may also serve as

the means for securing the end cleats to the slats.

Two of the oppositely disposed side sections have a rectangularly arranged strip 8, secured to their lower edges which form the sills for the support of the crate, and the bottom section is adapted to rest upon the upper face of said sills, the parallel strips on the lower side of the bottom extending from one sill to the opposite sill. Hinge brackets 9, are secured to one of the edge strips on the upper side of the bottom section, the brackets having eyes 10, at their outer edges, through which are passed the staples 11, the staples being secured in the lower side strip of the side section. The bottom is of a width to fit snugly between the end cleats of the side sections, so that when the bottom is down resting upon the sills, the cleats on the opposite side sections are engaged by the sides of the bottom, and the sides are thus locked in extended rectangular relation.

The crate is collapsed by lifting the bottom and hinging it up against the side section, and the sides are then folded in parallel relation as shown in Fig. 2, so that the whole occupies a compact form.

From the foregoing description taken in connection with the drawings, it will be apparent that I have produced a practical and desirable shipping crate which accomplishes all the results herein set forth as the objects of my invention.

I claim:

1. A folding crate consisting of slanted sides and ends and a bottom, the sides connected to the ends by cleats said cleats being arranged inward, hinges connecting said cleats on the ends and extending the full length thereof from top to bottom of the crate, rectangular strips secured to the lower edges opposite disposed sides and forming the sills of the crate, the parallel strips on the lower side of bottom extending from one sill to the opposite sill, hinge brackets secured to one of the edge strips on upper side of the bottom, and eyes on said brackets at their outer edges, staples secured in the lower side strip adjacent side section and loosely engaging said eyes.

2. A folding crate consisting of slanted sides and ends and a bottom, the sides connected to the ends by cleats said cleats being arranged inward, hinges connecting said cleats on the ends and extending the full length thereof from top to bottom of the

crate, rectangular strips secured to the lower
edges opposite disposed sides and forming
the sills of the crate, the parallel strips on the
lower side of bottom extending from one sill
5 to the opposite sill, hinge brackets secured to
one of the edge strips on upper side of the
bottom, and eyes on said brackets at their
outer edges, staples secured in the lower side
strip adjacent side section and loosely engag-
10 ing said eyes, said bottom being of a width

to fit snugly between the end cleats of the
sides, cleats on opposite sides engaged by
sides of the bottom so that the sides allot in
extended rectangular relation.

In testimony whereof I affix my signature 15
in presence of two witnesses.

LEVI E. LANE.

Witnesses:

A. E. BURNETT,
EUGENE WHITMAN.