



US00D729652S

(12) **United States Design Patent**
Nuovo et al.

(10) **Patent No.:** **US D729,652 S**

(45) **Date of Patent:** **** May 19, 2015**

(54) **ELECTRONIC DEVICE**

(71) Applicant: **Samsung Electronics Co., Ltd.**,
Suwon-si (KR)

(72) Inventors: **Frank Nuovo**, Los Angeles, CA (US);
Sheldon George Phillips, Glendale, CA
(US); **Eduardo Salazar**, Reseda, CA
(US)

(73) Assignee: **Samsung Electronics Co., Ltd.**,
Suwon-si (KR)

(**) Term: **14 Years**

(21) Appl. No.: **29/491,654**

(22) Filed: **May 22, 2014**

(51) **LOC (10) Cl.** **10-04**

(52) **U.S. Cl.**
USPC **D10/70; D10/32; D10/78; D14/344;**
D24/167; D24/186

(58) **Field of Classification Search**
CPC G08G 1/096883; G08G 1/096872;
G08G 1/096775; G01C 21/16; G01C 21/3688;
G01C 21/30; G01V 8/20; G01J 5/02; G01J
5/023; G01J 5/24; G01J 5/10; G01J 5/20;
G01J 5/0235; G01J 5/08; G01J 5/0853;
G01J 5/33; G01J 5/34
USPC D10/30-39, 65, 70, 78, 97, 98, 103;
D11/3; D13/173-177; D14/138 R,
D14/203.5, 247, 338-340, 344, 346, 347;
D24/167, 186
See application file for complete search history.

(56) **References Cited**

U.S. PATENT DOCUMENTS

D299,718 S * 2/1989 Steer et al. D14/247
D305,422 S * 1/1990 Steer et al. D14/247
D331,020 S * 11/1992 Ishii et al. D10/31
D455,093 S * 4/2002 Fitzgerald D10/98
D528,439 S * 9/2006 Burton D10/32

D528,928 S * 9/2006 Burton D10/38
D536,265 S * 2/2007 Reynoso D10/31
D538,687 S * 3/2007 Komulainen D10/70
D549,602 S * 8/2007 Oberrieder et al. D10/65

(Continued)

FOREIGN PATENT DOCUMENTS

GB 1514052 A 6/1978
WO D005564-005 S 9/1985

(Continued)

OTHER PUBLICATIONS

Robert V, Apple Watch, blog, Sep. 11, 2014, Dugom Pinoy, <http://www.dugompinoy.com/2014/09/this-is-apple-watch.html>.

(Continued)

Primary Examiner — Atoine D Davis

(74) *Attorney, Agent, or Firm* — McAndrews Held & Malloy, Ltd.

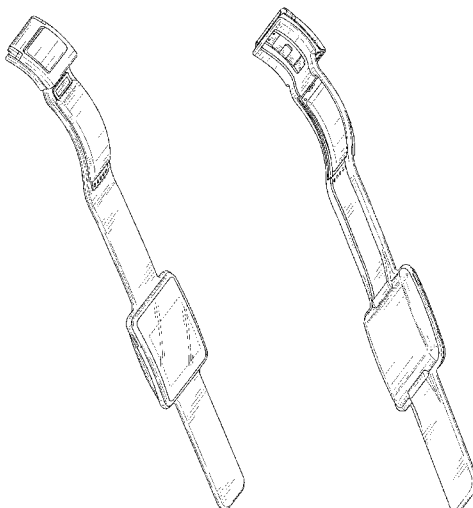
(57) **CLAIM**

The ornamental design for an electronic device, as shown and described.

DESCRIPTION

FIG. 1 is a top left front perspective view of an electronic device showing our new design; FIG. 2 is a front elevation view thereof; FIG. 3 is a rear elevation view thereof; FIG. 4 is a left side elevation view thereof; FIG. 5 is a right side elevation view thereof; FIG. 6 is a top plan view thereof; FIG. 7 is a bottom plan view thereof; and, FIG. 8 is a bottom left rear perspective view thereof. The dashed broken lines are for environmental purposes only and form no part of the claimed design. Any views of the electronic device that are not shown in the figures form no part of the claimed design.

1 Claim, 4 Drawing Sheets



(56)

References Cited

U.S. PATENT DOCUMENTS

D550,105 S * 9/2007 Oberrieder et al. D10/65
 D560,520 S * 1/2008 Oberrieder et al. D10/65
 D569,282 S * 5/2008 Daniel D10/65
 D573,905 S * 7/2008 Poirier D10/65
 7,618,260 B2 11/2009 Daniel et al.
 D610,476 S * 2/2010 Daniel D10/65
 D645,360 S * 9/2011 Kiser et al. D10/32
 D670,583 S * 11/2012 Shaanan D10/70
 D672,667 S * 12/2012 Mix D10/65
 8,647,268 B2 2/2014 Tran
 8,787,006 B2 7/2014 Golko et al.
 2009/0306485 A1 12/2009 Bell
 2010/0315909 A1 12/2010 Altenhoven et al.
 2014/0046588 A1 2/2014 Maezawa et al.
 2014/0078694 A1 3/2014 Wissmar
 2014/0107493 A1 4/2014 Yuen et al.
 2014/0121539 A1 5/2014 Chatterjee et al.

FOREIGN PATENT DOCUMENTS

WO D008311-002 S 5/1987
 WO D052994-001 S 11/2000

WO D055662-009 S 5/2001
 WO D056681-012 S 8/2001
 WO D057684-002 S 11/2001
 WO D061818-004 S 12/2002
 WO D061818-010 S 12/2002
 WO D065017-004 S 2/2004
 WO D068765-002 S 5/2007
 WO D072979-001 S 2/2010
 WO D073843-004 S 7/2010
 WO D074420-004 S 9/2010
 WO D075585-006 S 3/2011
 WO D079103-004 S 10/2012

OTHER PUBLICATIONS

Devices Worn on the Wrist, Vandrico Inc, <http://vandrico.com/device-categories/location/wrist> (pp. 1-5) (accessed Nov. 14, 2014).
 Devices Used for Lifestyle Applications, Vandrico Inc, <http://vandrico.com/device-categories/application/lifestyle> (pp. 1-6) (accessed Nov. 14, 2014).
 Will Shaklin, Blocks modular smartwatch: Like Project Ara for your wrist, Mar. 6, 2014, <http://www.gizmag.com/blocks-modular-smartwatch/31113/>.

* cited by examiner

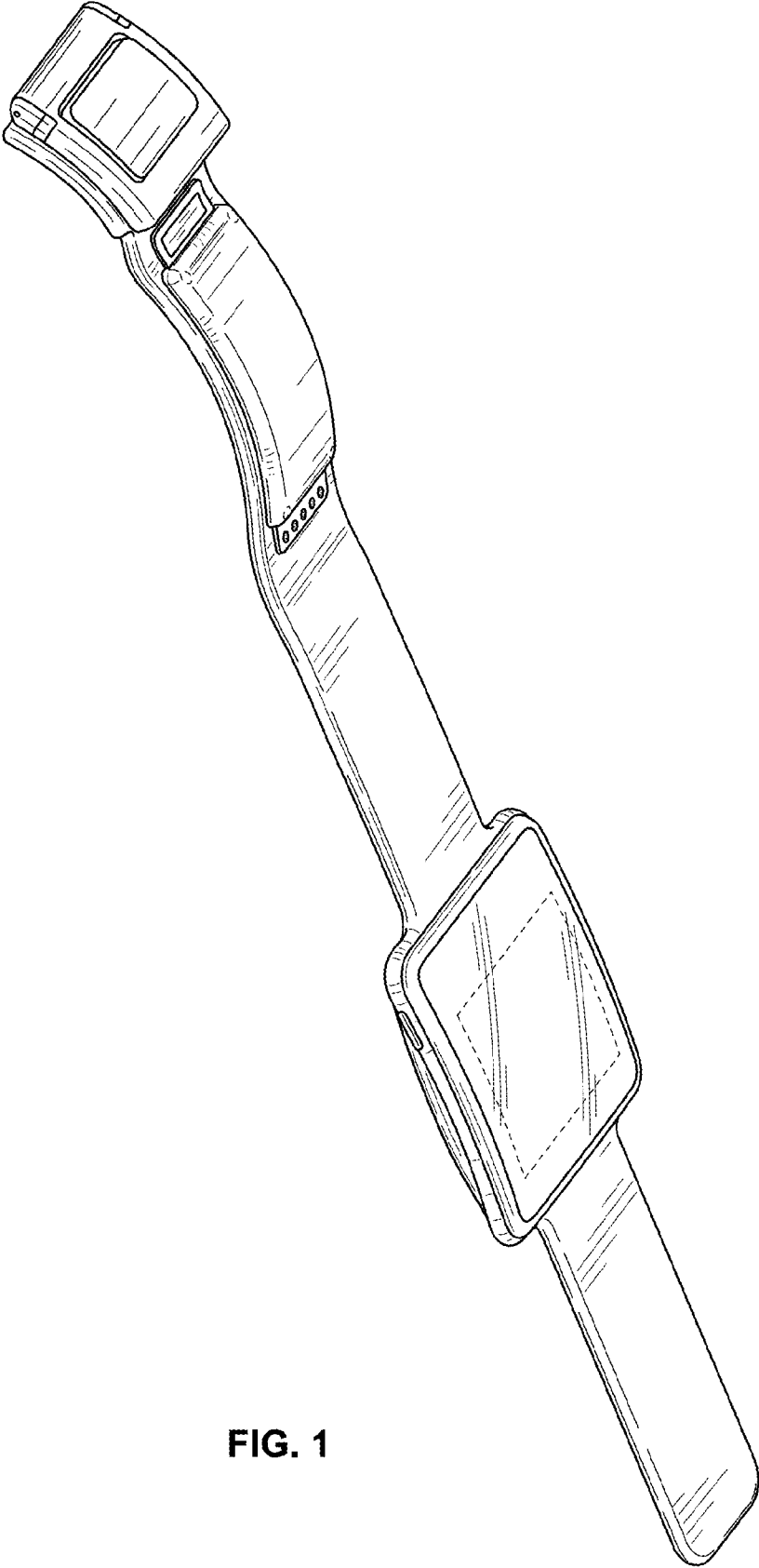


FIG. 1

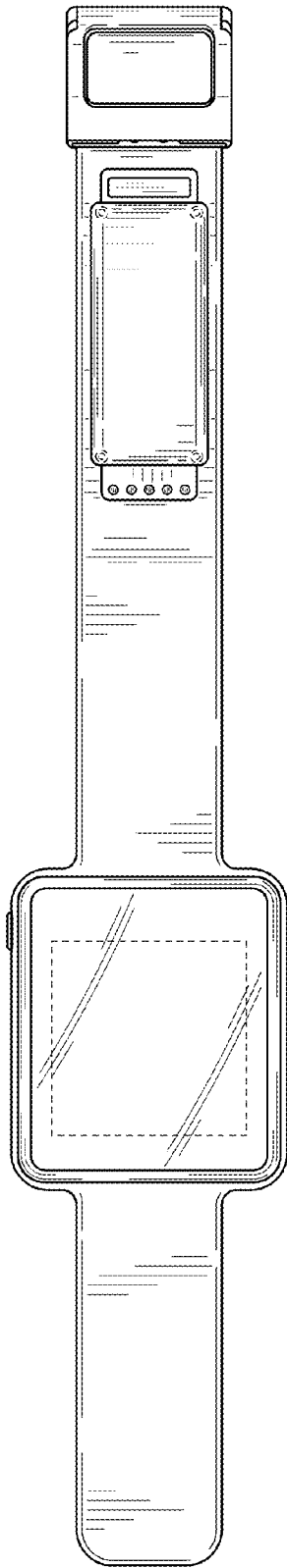


FIG. 2

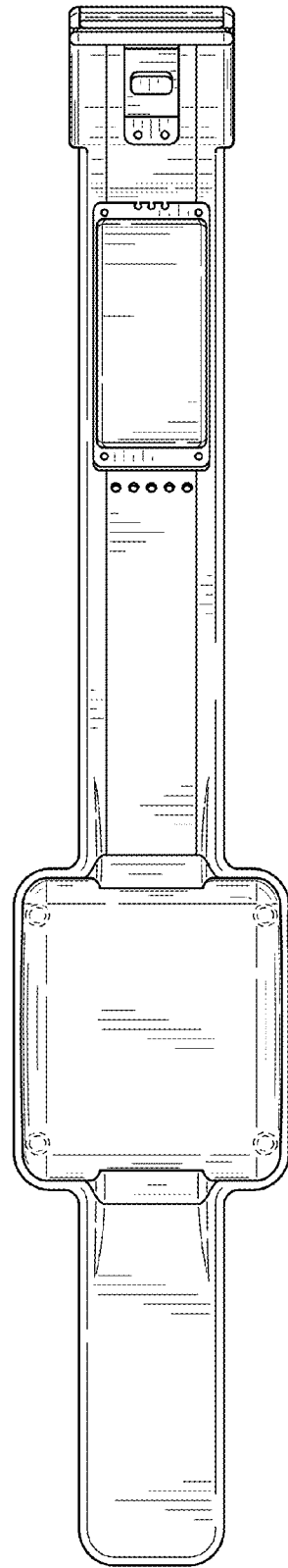


FIG. 3

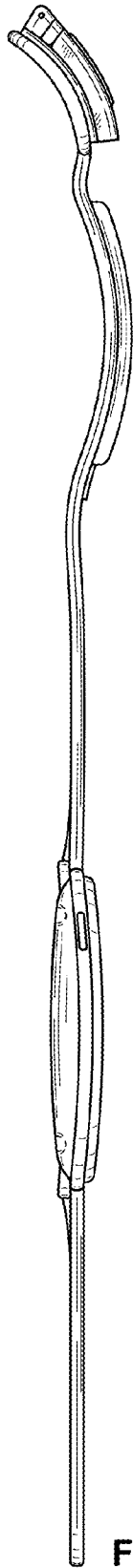


FIG. 4

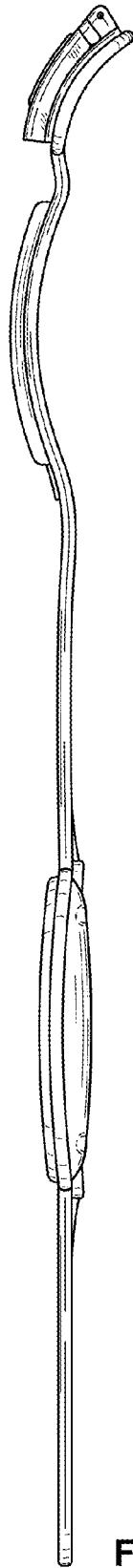


FIG. 5

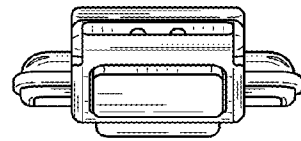


FIG. 6

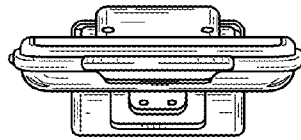


FIG. 7

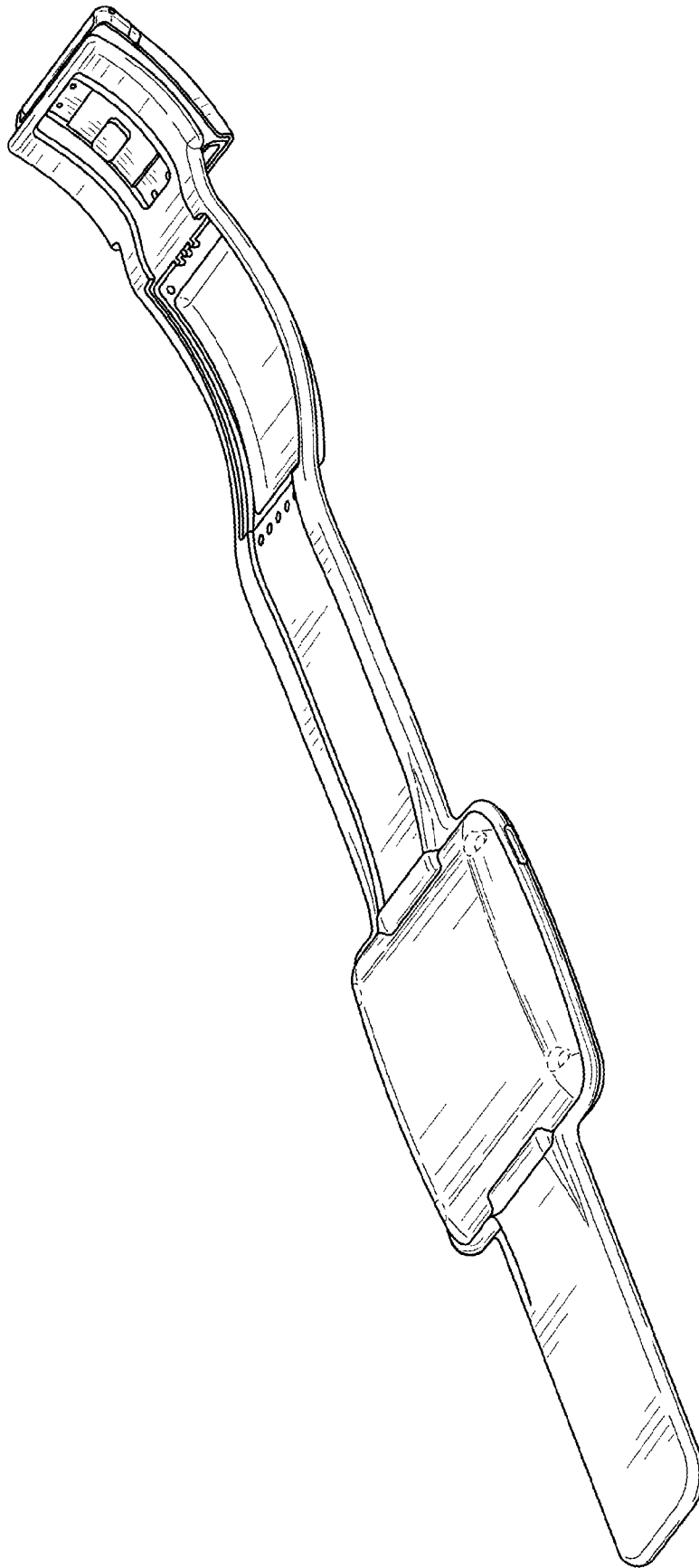


FIG. 8