



US 20050188449A1

(19) **United States**

(12) **Patent Application Publication**

Larson

(10) **Pub. No.: US 2005/0188449 A1**

(43) **Pub. Date: Sep. 1, 2005**

(54) **CONVERTIBLE HAT**

Publication Classification

(76) Inventor: **Van Larson, Grand Forks, ND (US)**

(51) **Int. Cl.⁷ A42B 1/00**

(52) **U.S. Cl. 2/209.11**

Correspondence Address:

**QUARLES & BRADY LLP
RENAISSANCE ONE
TWO NORTH CENTRAL AVENUE
PHOENIX, AZ 85004-2391 (US)**

(57) **ABSTRACT**

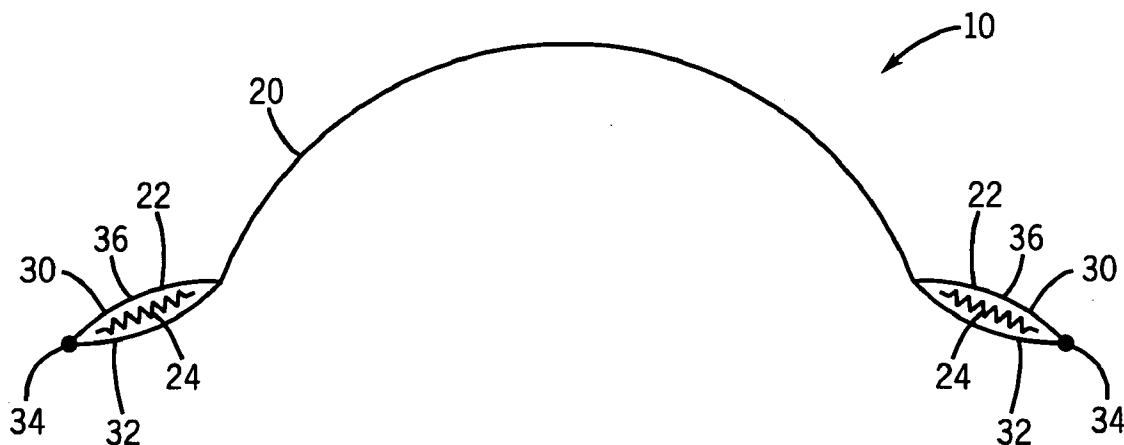
(21) Appl. No.: **10/944,247**

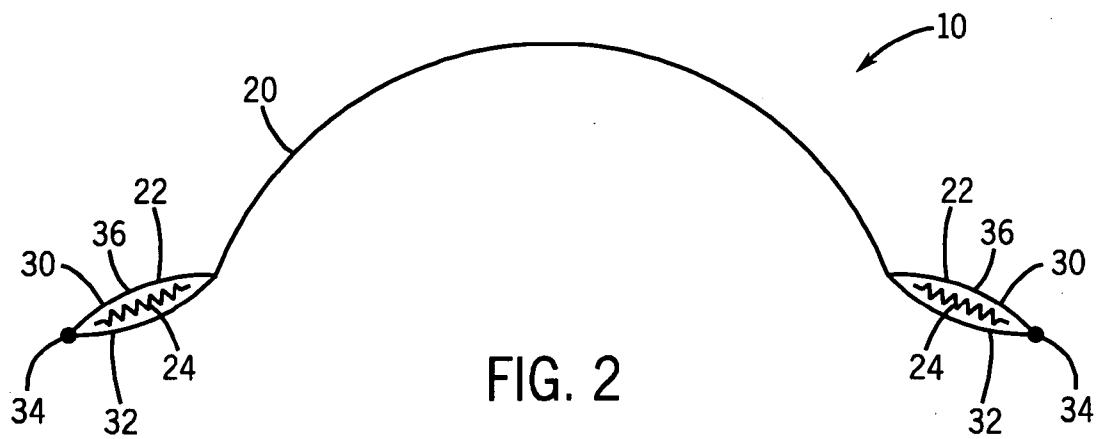
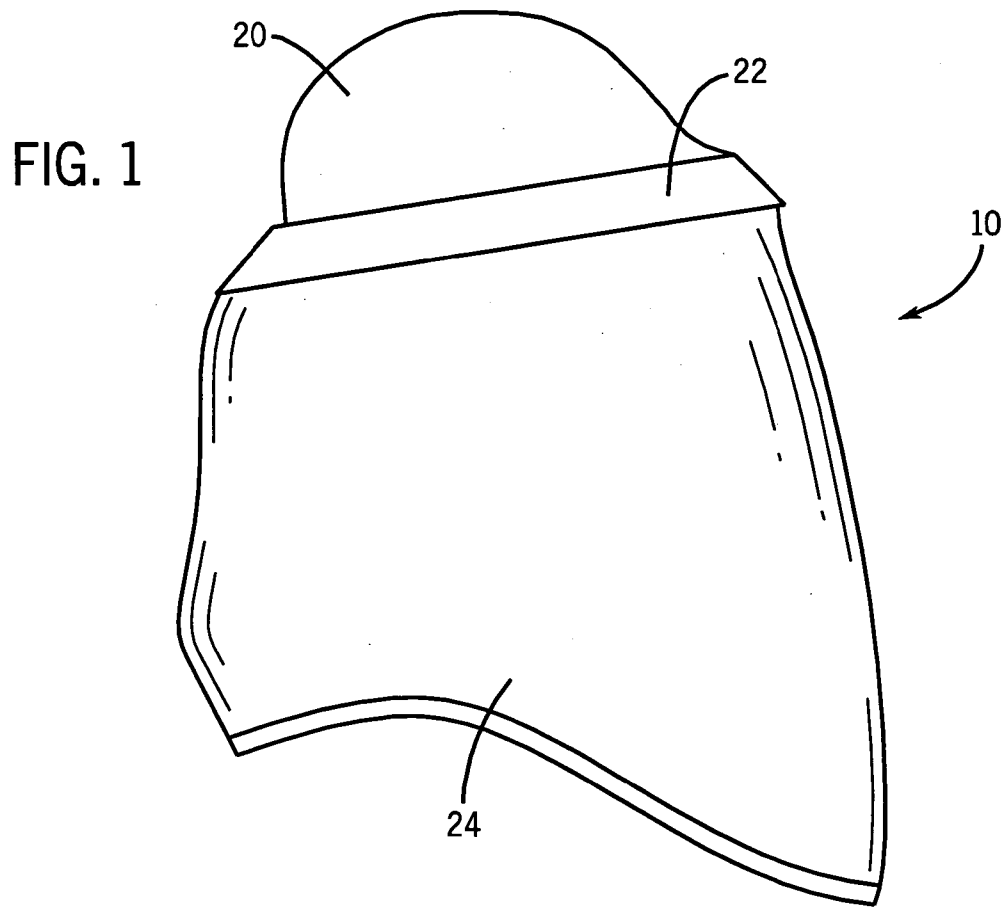
(22) Filed: **Sep. 17, 2004**

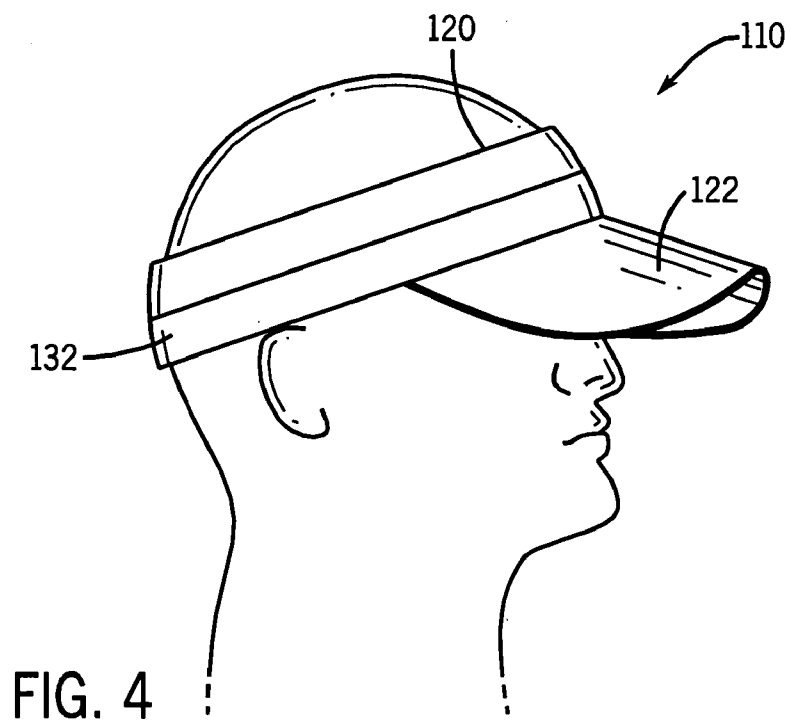
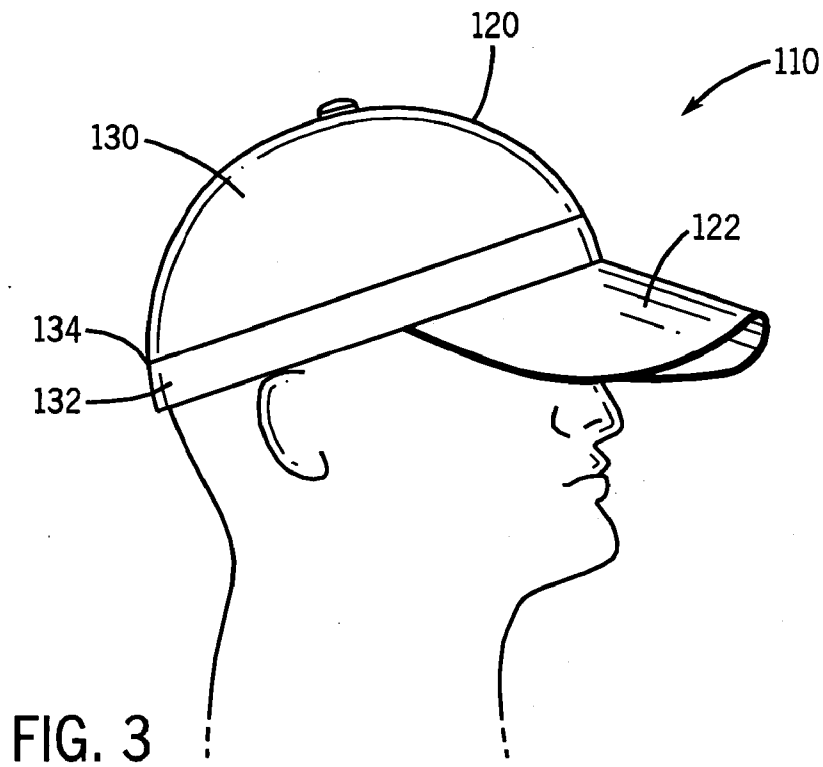
Related U.S. Application Data

(60) Provisional application No. 60/548,657, filed on Feb. 27, 2004.

A convertible hat is disclosed. The convertible hat includes a main portion of the hat capable of covering at least a portion of the wearer's head, a brim portion that extends at least partially around the main portion of the hat, and a shield portion that is attached to at least one of the hat or the brim. The shield portion is capable of being stored in a compartment located in the hat main portion or in the brim of the hat.







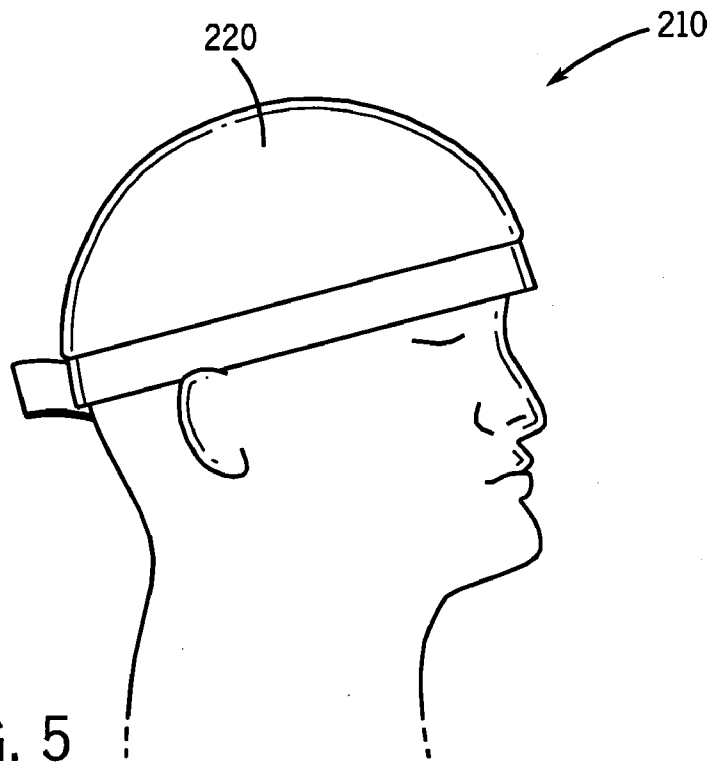


FIG. 5

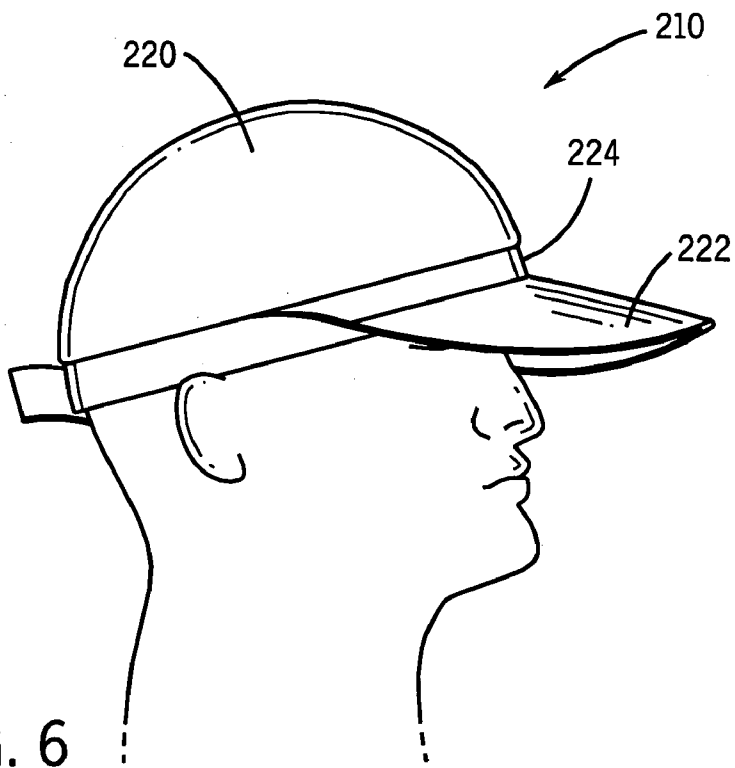


FIG. 6

CONVERTIBLE HAT

RELATED APPLICATION

[0001] The present application claims the benefit of U.S. Provisional Application No. 60/548,657 filed Feb. 27, 2004, which is incorporated herein in its entirety by reference.

FIELD OF THE INVENTION

[0002] The present invention relates generally to hats. More particularly, the present invention relates to a convertible hat that enables a wearer to adjust a portion of the hat that covers a portion of the wearer's head.

BACKGROUND OF THE INVENTION

[0003] In many applications, it is desirable to wear a hat that at least partially covers the wearer's head. The hat may be used for a variety of purposes such as providing warmth or protection.

[0004] It is also desirable to cover at least a portion of the wearer's head using a shield that covers a portion of the wearer's head. For example, when hunting it is often desirable to cover a significant portion of the wearer's head such as the wearer's face to reduce the visibility of the person's head. This is desired so that the hunter is not easily visible, and therefore detected, by the prey. The shield can also protect the wearer from various insects lighting on the wearer's head and face.

[0005] Due to these concerns, a number of hat designs incorporating a shield have been suggested. Examples of such designs include U.S. Pat. Nos. 1,686,258 to Schlesinger; 2,275,693 to Soboroff; 2,462,258 to Dannenberg; 2,897,510 to Forbes-Robinson; 3,016,545 to Donahue; 4,593,417 to Brown, Jr. et al.; 5,694,648 to Nucifora; 5,996,124 to Asp, Jr; and 6,260,204 to Morrissey.

[0006] U.S. Pat. No. 3,016,545 to Donahue describes a hat with a brim and an opaque hood zippered to the edge of the brim. The hood can be stored in a compartment in the crown of the cap. The hood must be detached in order to be stored in the crown of the cap.

[0007] U.S. Pat. No. 5,694,648 to Nucifora describes a hat with protective coverings including a facial mask made of gauze or similar material that is attached to the hat. The facial mask or other protective coverings must be first removed from the hat before they can be stored in a compartment in the hat. Various other of the above-identified patents describe hats with protective coverings. Often, to store the coverings, the coverings were folded and stored on the crown of the hat creating some bulk on the hat. Alternatively, to store the coverings, the coverings required being detached from the hat and then stored in a compartment on the hat. A detachable covering risks the possibility of becoming separated from the hat and lost.

[0008] Although hats with protective coverings that can be stored on the hat are known, there is a need for a covering that can remain attached to the hat, and yet be stored in the hat.

SUMMARY OF THE INVENTION

[0009] The present invention is a convertible hat that includes a main section, a brim section and a shield section.

The convertible hat is movable between a storage configuration where the shield section is stored in the main section or brim section and a use configuration where the shield section extends from the main section or brim section.

BRIEF DESCRIPTION OF THE DRAWINGS

[0010] FIG. 1 is a side view of an embodiment of a convertible hat in a first configuration.

[0011] FIG. 2 is a sectional view of the convertible hat of FIG. 1 in a second configuration.

[0012] FIG. 3 is a side view of an alternative embodiment of the convertible hat in a first configuration.

[0013] FIG. 4 is a side view of the convertible hat of FIG. 3 in a second configuration.

[0014] FIG. 5 is a side view of another embodiment of the convertible hat in a first configuration.

[0015] FIG. 6 is a side view of the convertible hat of FIG. 5 in a second configuration.

DETAILED DESCRIPTION OF THE PREFERRED EMBODIMENTS

[0016] The present invention is directed to a convertible hat, as illustrated at **10** in FIGS. 1-2. The convertible hat **10** generally includes a main section **20**, a brim section **22** and a shield section **24**.

[0017] The convertible hat **10** is convertible between a first configuration (FIG. 1) where the shield section **24** extends from at least one of the main section **20** or the brim section **22** to a second configuration (FIG. 2) where the shield section **24** is stored in at least one of the main section **20** or the brim section **22**.

[0018] The main section **20** preferably covers at least a portion of the wearer's head and may be in the form of a knit cap, a baseball cap or other hats or caps.

[0019] The brim section **22** extends at least partially around the main section **20** depending on the intended use of the convertible hat **10**. For example, the brim section **22** may extend entirely around the main section **20** or may extend only from the front of the main section **20** such as in a baseball cap.

[0020] The brim section **22** preferably includes a top panel **30** and a bottom panel **32** that are both attached to the main section **20**. Ends of the top panel **30** and the bottom panel **32** opposite the main section **20** preferably include a closure device **34** such as a zipper or a hook and hook fastener.

[0021] A person of ordinary skill in the art will also appreciate that the brim section **22** may include a single panel that is attached to the main section **20** along a first edge and that is removably attachable to the main section **20** along a second edge that is generally opposite the first edge with a closure device.

[0022] In another configuration of the convertible hat, the main section includes an extension panel and an interior panel. Proximate an edge of the interior panel and the interior panel a closure device is provided to define substantially enclosed region between the exterior panel and the interior panel.

[0023] The closure device **34** thereby defines a substantially enclosed region **36** in which the shield section **24** is preferably stored when in the storage configuration. The substantially enclosed region **36** may also be included in a portion of the main section **20**.

[0024] The shield section **24** is selected based upon the intended use of the convertible hat **10**. For example, the shield section **24** may extend all around the convertible hat **10** or it may only extend across the front of the convertible hat **10**. The shield section **24** preferably has a sufficient length to cover the wearer's head and may even extend below the wearer's shoulder to facilitate retaining the lower end of the shield section **24** underneath the wearer's coat.

[0025] The material from which the shield section **24** is formed is selected based upon the intended use of the convertible hat **10**. The shield section **24** may be a fine or coarse mesh and may include one or more eyeholes or one or more transparent plastic sections to enhance the ability of the wearer to see through the shield section.

[0026] The convertible hat **10** thereby enables the shield section **24** to be stored so that it does not interfere with use of the convertible hat **10** when in the storage configuration while being easily accessible to shift to the use configuration.

[0027] In another configuration, the convertible hat **110** includes a main section **120** and a brim section **122** that extends from the main section **120**, as illustrated in FIGS. 3-4. The main section **120** is preferably configured to substantially cover a top portion of the wearer's head.

[0028] The main section **120** includes a first portion **130** and a second portion **132** that is removably attached to the first portion **130**. The first portion **130** is a band that extends around the wearer's head to provide a configuration that is similar to a typical visor. The second portion **132** attaches to the first portion **130** and thereby covers the region of the wearer's head that extends through the first portion **130**.

[0029] The second portion **132** is preferably removably attached to the first portion **130** using a removable fastening mechanism **134** such as a zipper, snaps or a hook and loop fastener.

[0030] The convertible hat **110** of this embodiment enables the wearer to selectively attach the second portion **132** to the first portion **130**. For example, the wearer can remove the second portion **132** while still wearing the first portion **130** to block the sun from the wearer's eyes without becoming too warm from the second portion **132** covering the wearer's head.

[0031] In this embodiment, the brim section **122**, preferably only extends from a front part of the convertible hat **110**. However, a person of ordinary skill in the art will appreciate that the concepts of the present invention may be utilized with different brim styles.

[0032] In still another configuration, the convertible hat **210** includes a main section **220** and a brim section **222** that extends from the main section **220**, as illustrated in FIGS. 5-6. The main section **220** is preferably configured to substantially cover a top portion of the wearer's head.

[0033] The brim section **222** is preferably removably attached to the main section **220** so that the brim section **222**

only extends from a front part of the convertible hat **110**. However, a person of ordinary skill in the art will appreciate that the concepts of the present invention may be utilized with different brim styles.

[0034] The brim section **222** is preferably removably attached to the main section **220** using a removable fastening mechanism **224** such as a zipper, snaps or a hook and loop fastener.

[0035] The convertible hat **210** of this embodiment enables the wearer to selectively attach the brim section **222** to the main section **220**. For example, the wearer can remove the brim section **222** while still wearing the main section **220** when the wearer wants to cover his/her head but does not need to block the sun from the wearer's eyes.

[0036] It is contemplated that features disclosed in this application, as well as those described in the above applications incorporated by reference, can be mixed and matched to suit particular circumstances. Various other modifications and changes will be apparent to those of ordinary skill.

What is claimed is:

1. A convertible hat comprising:

a main portion capable of covering at least a portion of a wearer's head;

a brim portion extending at least partially around the main portion, wherein the brim comprises a top panel and a bottom panel, wherein the top panel and the bottom panel each include a closure device that is capable of engaging each other to define a substantially enclosed region between the top panel and the bottom panel; and

a shield portion attached to at least one of the main portion and the brim portion intermediate the top panel and the bottom panel, wherein the shield portion is capable of being stored in the substantially enclosed region.

2. The convertible hat of claim 1, wherein the closure device is selected from the group consisting of a zipper, buttons, snaps, and a hook and loop fastener.

3. The convertible hat of claim 1, wherein the shield portion extends around the perimeter of the main portion.

4. The convertible hat of claim 1, wherein the shield portion is capable of covering all of the wearer's head.

5. The convertible hat of claim 1, wherein the shield portion is made of mesh fabric.

6. The convertible hat of claim 1, wherein the shield portion comprises at least one eyehole.

7. The convertible hat of claim 1, wherein the shield portion comprises at least one transparent section.

8. The convertible hat of claim 1, wherein the shield portion comprises a mouth hole.

9. A convertible hat comprising:

a main portion capable of covering at least a portion of a wearer's head, wherein the main portion comprises an interior panel and an exterior panel;

a closure device that is capable of engaging the interior panel and the exterior panel to define a substantially enclosed region between the interior panel and the exterior panel; and

a shield portion attached to the main portion intermediate the interior panel and the exterior panel, wherein the shield portion is capable of being stored in the substantially enclosed region.

10. The convertible hat of claim 9, wherein the closure device is selected from the group consisting of a zipper, buttons, snaps, and a hook and loop fastener.

11. The convertible hat of claim 9, wherein the shield portion extends around the perimeter of the hat.

12. The convertible hat of claim 9, wherein the shield portion is capable of covering all of the wearer's head.

13. The convertible hat of claim 9, wherein the shield portion is made of mesh fabric.

14. A convertible hat configured to substantially cover a top portion of a wearer's head, the convertible hat comprising:

a first section that is capable of extending around the wearer's head; and

a second section releasably attachable to the first section and to cover a portion of the wearer's head that extends through the first portion.

15. The convertible hat of claim 14, wherein the first section is releasably attached to the second section by a releasable fastener.

16. The convertible hat of claim 14, wherein the releasable fastener is selected from the group consisting of a zipper, snaps, buttons and a hook and loop fastener.

* * * * *