



US00D841308S

(12) **United States Design Patent**
Wang

(10) **Patent No.:** **US D841,308 S**

(45) **Date of Patent:** **** Feb. 26, 2019**

(54) **SHOE STRETCHER**

(71) Applicant: **Junzheng Wang**, Shenzhen (CN)

(72) Inventor: **Junzheng Wang**, Shenzhen (CN)

(**) Term: **15 Years**

(21) Appl. No.: **29/622,732**

(22) Filed: **Oct. 19, 2017**

(51) **LOC (11) Cl.** **07-99**

(52) **U.S. Cl.**
USPC **D2/979**

(58) **Field of Classification Search**
USPC D2/896, 946, 961, 979, 641, 642, 999
CPC A43D 3/14; A43D 3/1416; A43D 3/1425;
A43D 3/1433; A43D 3/1441; A43D
3/145; A43D 3/1458; A43D 3/1466;
A43D 3/1475; A43D 3/1483; A43D
3/1491; A43D 3/12; A43D 3/08
See application file for complete search history.

2,376,926 A * 5/1945 Loewer A43D 3/1475
12/116.2

D143,922 S * 2/1946 Le Savoy 12/115.6

D147,156 S * 7/1947 Sturm 12/117.4

2,446,904 A * 8/1948 Brush A43D 3/1408
12/128 B

2,476,462 A * 7/1949 Smith A47L 23/18
12/114.2

D154,681 S * 8/1949 Ironside et al. 12/116.8

2,879,527 A * 3/1959 Davis A43D 3/1466
12/115.8

2,941,220 A * 6/1960 Schick A43D 3/1483
12/115.6

D192,680 S * 5/1962 Williams D2/979

3,068,502 A * 12/1962 Williams A43D 3/1441
12/116.6

3,200,427 A * 8/1965 Daley A43D 3/1408
12/128 R

3,206,780 A * 9/1965 Cox A43D 3/08
12/116.2

(Continued)

Primary Examiner — Elizabeth J Oswecki
(74) *Attorney, Agent, or Firm* — Li & Cai Intellectual
Property (USA) Office

(56) **References Cited**

U.S. PATENT DOCUMENTS

D43,076 S * 9/1912 Woodbury D2/979

D104,251 S * 4/1937 Gershune 12/117.4

2,171,924 A * 9/1939 Fissel A43D 3/08
12/117.4

2,226,565 A * 12/1940 Kristal A43D 3/1466
12/115.6

2,269,006 A * 1/1942 Clark A43D 3/1408
12/117.4

2,295,359 A * 9/1942 Schiller A43D 3/08
12/117.4

D134,628 S * 12/1942 Mutch 12/117.4

D137,872 S * 5/1944 Mutch 12/117.4

2,361,531 A * 10/1944 Clausing A43D 3/1441
12/116.6

D140,806 S * 4/1945 Berry D2/642

D141,265 S * 5/1945 Miller 132/75.6

(57) **CLAIM**

The ornamental design for a shoe stretcher, as shown and described.

DESCRIPTION

FIG. 1 is a front perspective view of a shoe stretcher showing my new design;

FIG. 2 is a front elevational view thereof;

FIG. 3 is a rear elevational view thereof;

FIG. 4 is a left side elevational view thereof;

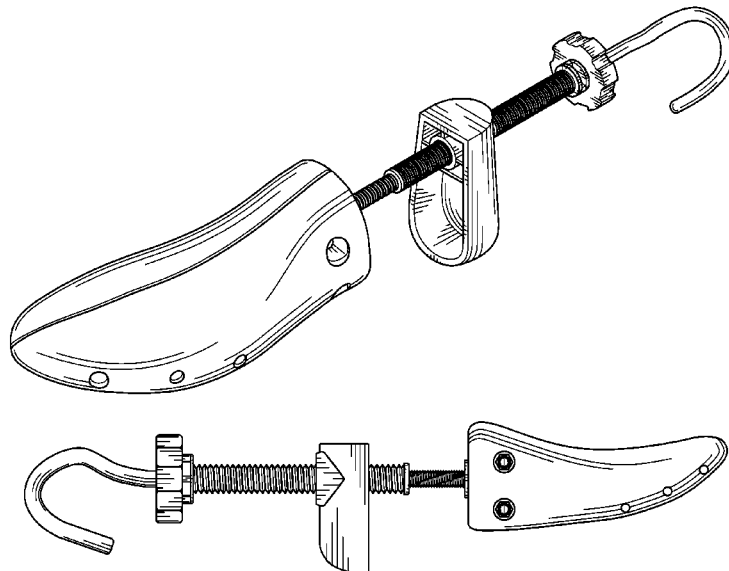
FIG. 5 is a right side elevational view thereof;

FIG. 6 is a top plan view thereof;

FIG. 7 is a bottom plan view thereof; and,

FIG. 8 is a rear perspective view thereof.

1 Claim, 7 Drawing Sheets



(56)

References Cited

U.S. PATENT DOCUMENTS

3,239,860 A * 3/1966 Iredale A43D 3/1466
12/115.8
D204,448 S * 4/1966 Johnson 12/116.6
3,251,083 A * 5/1966 Bay A43D 3/1475
12/116.6
3,263,252 A * 8/1966 Johnson A43D 3/1475
12/116.6
D206,932 S * 2/1967 Bellock D2/979
3,435,475 A * 4/1969 Bisk A43D 3/1475
12/117.4
3,473,177 A * 10/1969 Palson A43D 3/1466
12/115.2
D233,267 S * 10/1974 Smith D2/979
D245,204 S * 7/1977 Walter D2/979
4,577,360 A * 3/1986 Swenson A43D 3/1466
12/114.2
D293,277 S * 12/1987 Schmid D2/979
4,718,135 A * 1/1988 Colvin A43D 3/1466
12/114.2
D331,828 S * 12/1992 Issler D2/979
D336,149 S * 6/1993 Carmichael D2/979
D338,323 S * 8/1993 Bramble D2/979
D399,046 S * 10/1998 Schwartz D2/979
5,978,996 A * 11/1999 Ullman A43D 3/1408
12/128 B
D418,670 S * 1/2000 Wilcox D2/979
D498,915 S * 11/2004 Achcar D2/979
D620,095 S * 7/2010 Ullman D2/979
D633,710 S * 3/2011 Aldatz D2/979

* cited by examiner

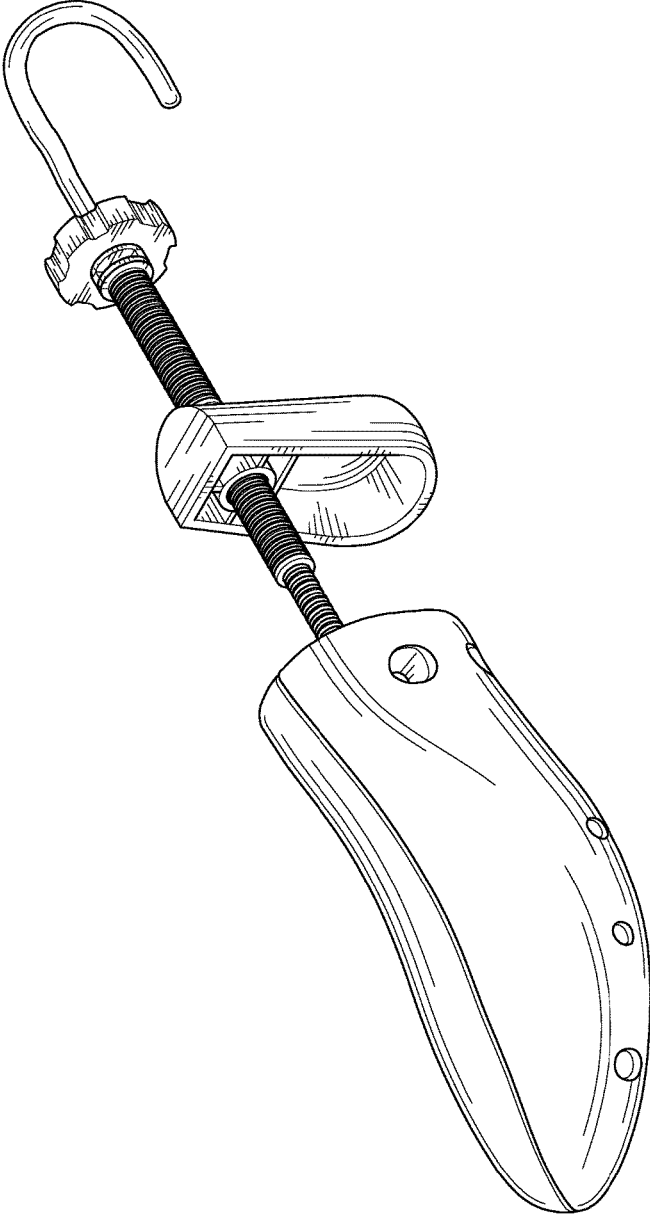


FIG. 1

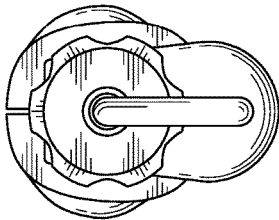


FIG. 3

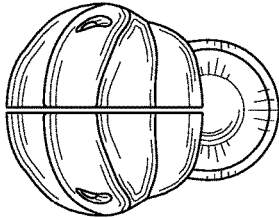


FIG. 2




FIG. 4

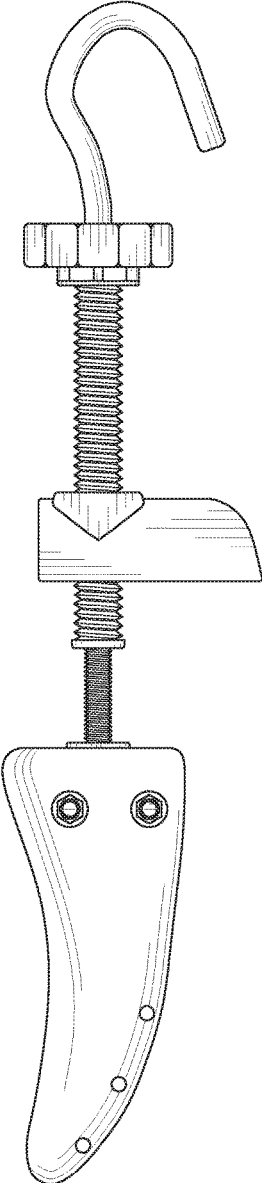


FIG. 5

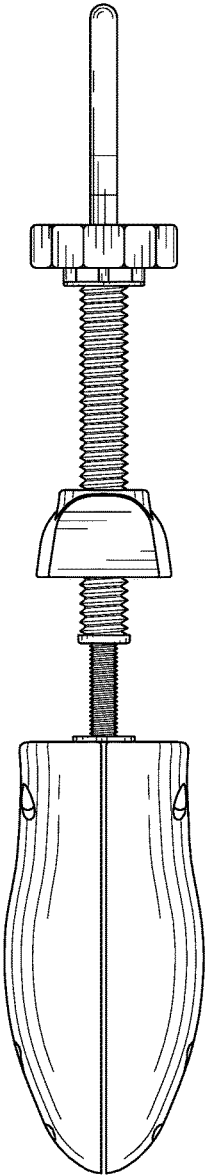


FIG. 6




FIG. 7

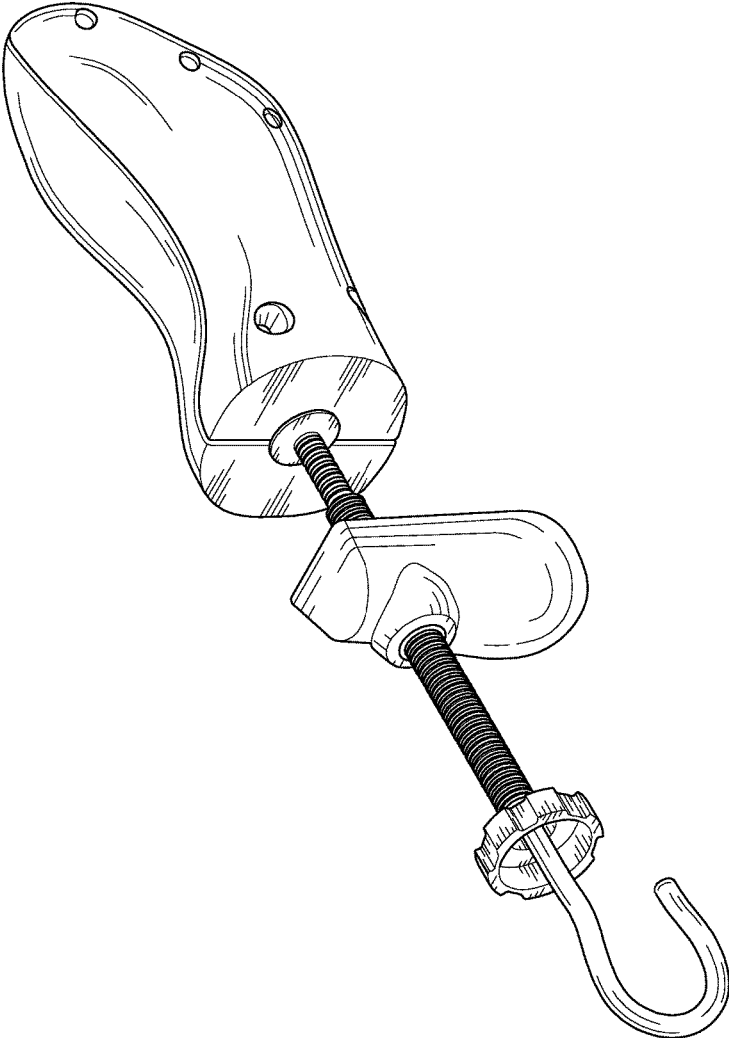


FIG. 8