

[54] **BASE FOR A DESK SET**

[75] Inventor: **Clayton A. Laughlin**, Minneapolis, Minn.

[73] Assignee: **Ketcham & McDougall, Inc.**, Roseland, N.J.

[\*\*] Term: **14 Years**

[21] Appl. No.: **60,521**

[22] Filed: **Jul. 25, 1979**

[51] Int. Cl. .... **D19-02**

[52] U.S. Cl. .... **D19/84; D19/85**

[58] Field of Search ..... **D19/75-85; 211/69.1, 69.5**

[56] **References Cited**

**U.S. PATENT DOCUMENTS**

- D. 166,075 3/1952 Claberson ..... D19/85
- D. 187,510 3/1960 Picha et al. .... D19/84
- D. 224,455 7/1972 Oberton ..... D19/85

- D. 245,783 9/1977 Fieni ..... D19/75
- D. 252,935 9/1979 Henkels ..... D19/84

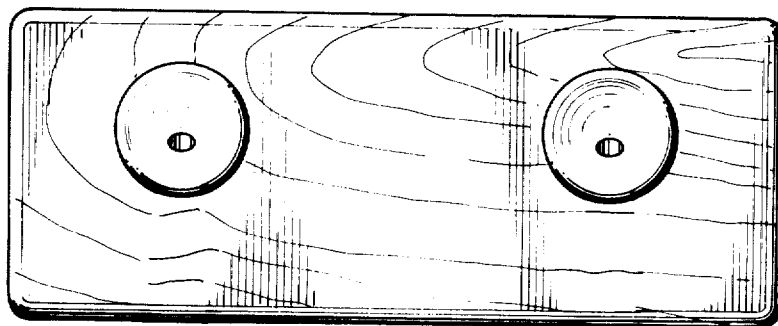

*Primary Examiner*—George P. Word  
*Attorney, Agent, or Firm*—Edwin E. Greigg

[57] **CLAIM**

The ornamental design for a base for a desk set, as shown and described.

**DESCRIPTION**


FIG. 1 is a front elevational view of a base for a desk set showing my new design;  
 FIG. 2 is a rear elevational view;  
 FIG. 3 is a left side elevational view;  
 FIG. 4 is a right side elevational view;  
 FIG. 5 is a top plan view;  
 FIG. 6 is a bottom plan view of the base for a desk set;  
 FIG. 7 is a front elevational view of another embodiment of the base for a desk set;  
 FIG. 8 is a top plan view of this embodiment; and  
 FIG. 9 is a bottom plan view of this embodiment of a base for a desk set.



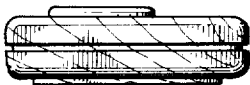
**FIG.1**



**FIG.2**



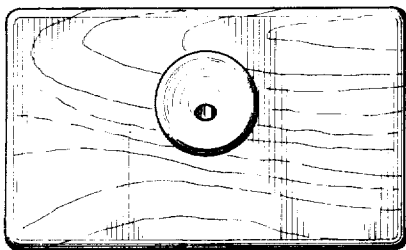
**FIG.3**



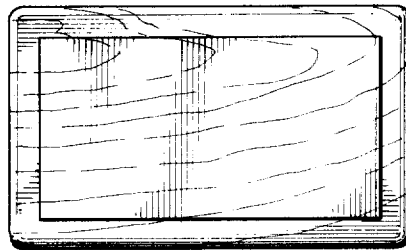
**FIG.4**



**FIG.5**



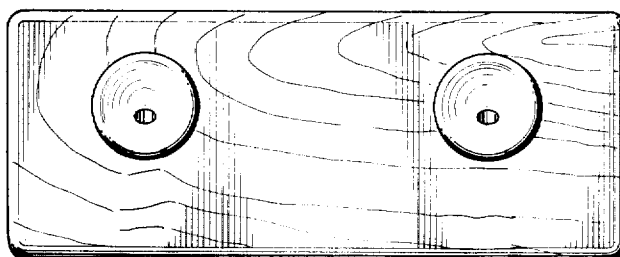
**FIG.6**



**FIG.7**



**FIG.8**



**FIG.9**

