

(19) World Intellectual Property
Organization
International Bureau



(43) International Publication Date
14 October 2004 (14.10.2004)

PCT

(10) International Publication Number
WO 2004/087309 A1

(51) International Patent Classification⁷: **B01J 20/20**,
A24D 3/16

(74) Agent: **MARLOW, N., S.**; Reddie & Grose, 16 Theobalds
Road, London WC1X 8PL (GB).

(21) International Application Number:
PCT/IB2004/001323

(22) International Filing Date: 2 April 2004 (02.04.2004)

(25) Filing Language: English

(26) Publication Language: English

(30) Priority Data:
10/404,440 2 April 2003 (02.04.2003) US

(71) Applicant and

(72) Inventor (for all designated States except US): **PHILIP,
MORRIS, PRODUCTS, S.A.** [CH/CH]; Quai Jeanrenaud,
3, CH-2000 Neuchâtel (CH).

(72) Inventors: **ZHUANG, Shuzhong**; 7601-B Belasco Drive,
Richmond, VA 23225 (US). **FOURNIER, Jay, A.**; 11771
Wexwood Drive, Richmond, VA 23236 (US). **PAINE,
John, B., III**; 13630 Trilithon Road, Midlothian, VA
23113 (US). **XUE, Lixin**; 14307 Huntgate Woods Road,
Midlothian, VA 23112 (US).

(81) Designated States (unless otherwise indicated, for every
kind of national protection available): AE, AG, AL, AM,
AT, AU, AZ, BA, BB, BG, BR, BW, BY, BZ, CA, CH, CN,
CO, CR, CU, CZ, DE, DK, DM, DZ, EC, EE, EG, ES, FI,
GB, GD, GE, GH, GM, HR, HU, ID, IL, IN, IS, JP, KE,
KG, KP, KR, KZ, LC, LK, LR, LS, LT, LU, LV, MA, MD,
MG, MK, MN, MW, MX, MZ, NA, NI, NO, NZ, OM, PG,
PH, PL, PT, RO, RU, SC, SD, SE, SG, SK, SL, SY, TJ, TM,
TN, TR, TT, TZ, UA, UG, US, UZ, VC, VN, YU, ZA, ZM,
ZW.

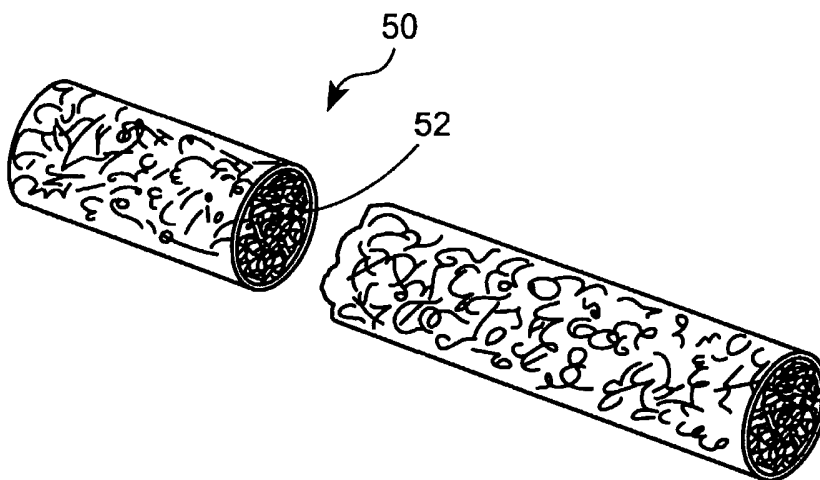
(84) Designated States (unless otherwise indicated, for every
kind of regional protection available): ARIPO (BW, GH,
GM, KE, LS, MW, MZ, SD, SL, SZ, TZ, UG, ZM, ZW),
Eurasian (AM, AZ, BY, KG, KZ, MD, RU, TJ, TM), Euro-
pean (AT, BE, BG, CH, CY, CZ, DE, DK, EE, ES, FI, FR,
GB, GR, HU, IE, IT, LU, MC, NL, PL, PT, RO, SE, SI, SK,
TR), OAPI (BF, BJ, CF, CG, CI, CM, GA, GN, GQ, GW,
ML, MR, NE, SN, TD, TG).

Published:

— with international search report

For two-letter codes and other abbreviations, refer to the "Guid-
ance Notes on Codes and Abbreviations" appearing at the begin-
ning of each regular issue of the PCT Gazette.

(54) Title: ACTIVATED CARBON-CONTAINING SORBENT



(57) Abstract: An activated carbon-containing sorbent is capable of selectively removing one or more selected gaseous components from a gas. The activated carbon-containing sorbent can be incorporated in a smoking article to remove one or more selected components from mainstream smoke. The activated carbon-containing sorbent can be a composite including one or more molecular sieve materials. Methods of making the activated carbon-containing sorbent, cigarette filters and smoking articles including the activated carbon-containing sorbent, as well as methods for smoking a cigarette comprising the activated carbon-containing sorbent, are provided.



WO 2004/087309 A1

ACTIVATED CARBON-CONTAINING SORBENT

Field of the Invention

0001 The invention relates to articles and methods for gas filtration. More
5 particularly, the invention relates to activated carbon-containing sorbents, articles
containing the sorbents, and methods of making and using the sorbents to filter
gases.

Background of the Invention

10 0002 A number of filter materials have been suggested for use in cigarette filters,
including cotton, paper, cellulose, and certain synthetic fibers. However, such filter
materials generally only remove particulate and condensable components from
tobacco smoke, and thus are not optimal for the removal of gaseous components,
such as volatile organic compounds from tobacco smoke.

15 0003 Cigarettes incorporating filter elements with adsorbent materials, such as
carbon, are disclosed, for example, in U.S. Patents Nos. 2,881,770 to Tovey;
3,353,543 to Sproull et al.; 3,101,723 to Seligman et al.; 4,481,958 to Ranier et al.
and 5,568,819 to Gentry et al.; and in European Patent Application No. 532,329.

0004 The use of carbon has been described for filtration applications. See, for
20 example, U.S. Patents Nos. 4,379,465; 4,412,937; 4,700,723; 4,753,717; 4,772,508;
4,820,681; 4,917,835; 4,933,314; 5,059,578; 5,191,905; 5,389,325; 5,510,063;
5,543,096; 5,632,286; 5,685,986; 5,732,718; 5,744,421; 5,820,967; 5,827,355;
5,846,639; 5,914,294; 5,972,253; 6,030,698; 6,090,477; 6,207,264; 6,214,204;
6,257,242 and 6,258,300; and the publications T.D. Burchell et al., "A Novel
25 Process and Material for the Separation of Carbon Dioxide and Hydrogen Sulfide
Gas Mixtures", 1997, *Carbon*, 35:1279-94; T.D. Burchell et al., "Passive CO₂
Removal Using a Carbon Fiber Composite Molecular Sieve", *Energy Conversion*

and Management, 1996, 37:947-54; and T.D. Burchell et al., *Proceedings of 23rd Biennial Conference on Carbon*, American Carbon Society, 1997, p. 158.

0005 Yet, despite these developments, there is a continued interest in improved filters and methods for filtering gases.

5

Summary of the Invention

0006 The invention provides sorbents for gas filtration. In a preferred embodiment, the sorbent is an activated carbon-containing sorbent, which can selectively remove at least one selected gaseous component from a gas.

10 0007 In another preferred embodiment, the sorbent is an activated carbon-containing composite sorbent including activated carbon and at least one molecular sieve material. The molecular sieve material can selectively remove gaseous components from a gas.

0008 A preferred embodiment of a method of making an activated carbon-containing sorbent comprises curing a first resin and reducing the cured first resin into first resin particles. The first resin particles are mixed with an uncured second resin to produce a mixture, which is cured. The cured mixture is carbonized to produce a carbonized body. The carbonized body is activated to produce an activated carbon-containing sorbent.

20 0009 Another preferred embodiment of a method of making an activated carbon-containing sorbent comprises mixing first resin particles and an uncured second resin with at least one pore-forming substance to produce the mixture. The mixture is cured and carbonized. During activation, the pore-forming substance is removed from the carbonized body by evaporation thereby producing pores in the activated carbon-containing sorbent.

25 0010 A preferred embodiment of a method of making an activated carbon-containing composite sorbent comprises mixing first resin particles, an uncured

second resin and at least one molecular sieve material to produce a mixture. The mixture is cured, carbonized and activated to make the activated carbon-containing composite sorbent.

0011 In a preferred embodiment, a cigarette filter comprises at least one
5 activated carbon-containing sorbent. The cigarette filter can have various constructions and the activated carbon-containing sorbent can selectively be incorporated at one or more locations of the cigarette filter.

0012 In a preferred embodiment, a smoking article comprises at least one
10 activated carbon-containing sorbent capable of selectively removing at least one selected gas-phase component from mainstream smoke.

0013 A preferred embodiment of a method of making a cigarette filter comprises incorporating into a filter construction at least one activated carbon-containing sorbent. The activated carbon-containing sorbent can be incorporated at one or more locations of the cigarette filter.

15 0014 A preferred embodiment of a method of making a cigarette comprises placing a paper wrapper around a tobacco rod, and attaching a cigarette filter to the tobacco rod to form the cigarette. The cigarette filter includes at least one activated carbon-containing sorbent.

20 0015 A preferred embodiment of a method of smoking a cigarette comprises heating or lighting the cigarette to form smoke, and drawing the smoke through the cigarette such that at least one activated carbon-containing sorbent in the cigarette removes one or more selected components from mainstream smoke.

Brief Description of the Drawings

25 0016 In the accompanying drawings:

0017 Figure 1 illustrates an embodiment of a filter element including an activated carbon-containing sorbent.

- 0018 Figure 2 is a flowchart depicting a first embodiment of a method of making an activated carbon-containing sorbent.
- 0019 Figure 3 is a flowchart depicting a second embodiment of a method of making an activated carbon-containing sorbent.
- 5 0020 Figure 4 is a flowchart depicting a third embodiment of a method of making an activated carbon-containing sorbent.
- 0021 Figure 5 is a flowchart depicting a fourth embodiment of a method of making an activated carbon-containing sorbent.
- 0022 Figure 6 illustrates a cigarette including an embodiment of a filter portion
10 having a tubular filter element.
- 0023 Figure 7 illustrates a cigarette including another embodiment of the filter portion.
- 0024 Figure 8 illustrates a cigarette including a further embodiment of the filter portion having a plug-space-plug filter element.
- 15 0025 Figure 9 illustrates a cigarette including yet another embodiment of the filter portion having a three-piece filter element.
- 0026 Figure 10 illustrates a cigarette including another embodiment of the filter portion having a four-piece filter element with a plug-space-plug arrangement and a hollow sleeve.
- 20 0027 Figure 11 illustrates a cigarette including a further embodiment of the filter portion having a three-part filter element with two plugs and a hollow sleeve.
- 0028 Figure 12 illustrates a cigarette including yet another embodiment of the filter portion having a two-part filter element with two plugs.
- 0029 Figure 13 illustrates a cigarette for an electrical smoking system.
- 25 0030 Figure 14 shows processing conditions and properties of activated carbon-containing sorbents described in Example 1.

0031 Figure 15 shows the difference in percent of components removed from mainstream tobacco smoke by a modified standard cigarette including an activated carbon-containing sorbent as compared to an un-modified standard cigarette described in Example 2.

5

Detailed Description of Preferred Embodiments

0032 Activated carbon-containing sorbents are provided. The activated carbon-containing sorbents are capable of selectively removing selected gaseous components from a gas flow. The activated carbon-containing sorbents can be used
10 in various applications in which the selective removal of gaseous components from a gas is desired.

0033 In a preferred embodiment, the activated carbon-containing sorbent is a composite, which contains one or more molecular sieve materials. The activated carbon-containing composite sorbent can include one or more molecular sieve
15 materials that have pore structures especially suited for targeted removal of selected gaseous components from gases.

0034 A preferred embodiment of a filter includes an activated carbon-containing sorbent capable of selectively removing one or more selected components from a gas.

20 0035 A preferred embodiment of a smoking article includes an activated carbon-containing sorbent for filtering selected components from mainstream smoke. The activated carbon-containing sorbent can be a composite.

0036 Preferred embodiments of methods of making activated carbon-containing sorbent and activated carbon-containing composite sorbents are provided.

25 0037 Preferred embodiments of methods of making filters and smoking articles, and methods of smoking cigarettes including activated carbon-containing sorbent, are also provided.

0038 As used herein, the term "sorption" denotes filtration by adsorption and/or absorption. Sorption is intended to encompass interactions on the outer surface of the sorbent, as well as interactions within the pores and channels of the sorbent. In other words, a "sorbent" is a substance that has the ability to condense or hold
5 molecules of other substances on its surface and/or the ability to take up other substances, i.e., through penetration of the other substances into its inner structure or into its pores. The term "sorbent" as used herein refers to either an adsorbent, an absorbent, or a substance that can function as both an adsorbent and an absorbent. As used herein, the term "remove" refers to adsorption and/or absorption of at least
10 some portion of a gas-phase component, such as a gas-phase component of mainstream tobacco smoke.

0039 The term "mainstream" smoke includes the mixture of gases passing down the tobacco rod and issuing through the filter end, i.e., the amount of smoke issuing or drawn from the mouth end of a smoking article during smoking of the smoking
15 article. The mainstream smoke contains air that is drawn in through both the lit region of the smoking article, as well as through the paper wrapper.

0040 The term "molecular sieve" as used herein refers to a porous structure comprising an inorganic material and/or organic material. Molecular sieves include natural and synthetic materials.

20 0041 The activated carbon-containing sorbent can have a microporous, mesoporous and/or macroporous pore structure. The term "microporous molecular sieve" generally refers to such material with a pore size of about 20 Å or less. The term "mesoporous molecular sieve" generally refers to such material with a pore size of about 20-500 Å. A "macroporous molecular sieve" is a material with a pore size
25 of about 500 Å or larger. Microporous, mesoporous and/or macroporous molecular sieve materials can be used in preferred embodiments of the activated carbon-containing composite sorbent. The molecular sieve materials used in the activated

carbon-containing sorbent can be selected based on the selected component(s) desired to be removed from a gas, such as from mainstream smoke. In another preferred embodiment, the activated carbon-containing sorbent or activated carbon-containing composite sorbent can be used in combination with one or more different
5 molecular sieves.

0042 The activated carbon-containing sorbents and activated carbon-containing composite sorbents can be used in smoking articles including, but not limited to, cigarettes, pipes, cigars and non-traditional cigarettes. Non-traditional cigarettes include, for example, electrically heated cigarettes for electrical smoking systems,
10 such as described in commonly-assigned U.S. Patent No. 5,692,526; which is incorporated herein by reference in its entirety.

0043 In preferred embodiments, the activated carbon-containing sorbent is a porous monolithic body. Figure 1 illustrates a preferred embodiment of a filter element 50 including an activated carbon-containing sorbent 52 in an exemplary
15 form of a porous monolithic body. The activated carbon-containing sorbent 52 can be an activated carbon-containing composite sorbent. The activated carbon-containing sorbent is not limited to any particular shape. It can have a cylindrical shape, such as shown, as well as various other shapes including, for example, oval or polygonal cross-sectional shapes, sheet-like, disk, spherical, honeycomb, or other
20 monolithic shapes.

0044 The activated carbon-containing sorbent 52 can have different sizes. For example, in a preferred embodiment of the activated carbon-containing sorbent used in a cigarette, the sorbent is disk shaped or cylindrical and preferably has a length of at least about 2 mm, and less than about 20 mm, and a diameter preferably slightly
25 less than the diameter of the filter portion of the cigarette. For example, the diameter of the activated carbon-containing sorbent can be slightly less than about 8 mm, which is a typical diameter of a cigarette. In other embodiments in which the

activated carbon-containing sorbent is used in a smoking article other than a cigarette, the activated carbon-containing sorbent can have different dimensions depending on the configuration and size of the smoking article. For example, when used in a cigar, the activated carbon-containing sorbent preferably is cylindrical and has a width or diameter slightly less than the width or diameter of the cigar.

Alternatively, the activated carbon-containing sorbent can be incorporated in a holder for supporting a cigarette, cigar or other smoking article.

0045 In a preferred embodiment, the activated carbon-containing sorbent is oriented in the smoking article so that the length dimension of the sorbent extends parallel to the length dimension of the smoking article. Such orientation of the activated carbon-containing sorbent increases the length of the flow path through the sorbent traversed by mainstream tobacco smoke, thereby exposing the smoke to an increased surface area of the sorbent. Accordingly, the removal of selected components from the mainstream tobacco smoke by the activated carbon-containing sorbent can be increased. However, increasing the length of the activated carbon-containing sorbent also increases the pressure drop along its length needed to obtain a given gas flow rate through the activated carbon-containing sorbent. Because increasing the pressure drop increases the resistance to draw (RTD) in a smoking article, the length of the activated carbon-containing sorbent preferably is less than about 20 mm to achieve a desirable RTD of the smoking article.

0046 Figure 2 shows steps of a first preferred embodiment of a method of making an activated carbon-containing sorbent. In this embodiment, a first resin is cured to cross-link the resin and produce a cured material. The cured material is mixed with an uncured second resin to produce a mixture. The mixture is cured by heating, followed by carbonizing and activating steps to produce an activated carbon-containing sorbent. It has been determined that performing the two curing steps prior to carbonization enables the production of a shaped activated carbon-

containing article. It has further been determined that direct carbonization of a pre-shaped resin body does not produce a satisfactory shaped activated carbon-containing article because during carbonization the resin melts and goes through a liquid phase before reaching the curing temperature. Preferred embodiments of methods of making the activated carbon-containing sorbent overcome this problem and can provide sorbents having desired shapes.

0047 In the embodiment depicted in Figure 2, the first resin is preferably a phenolic resin. The phenolic resin can be a resole-type, self-curing phenolic resin; a novolak-type phenolic resin, which is combined with a curing agent that promotes cross-linking; or a mixture of one or more resole-type phenolic resins and/or one or more novolak-type phenolic resins. The curing agent used with the novolak-type phenolic resin can be, for example, hexamethylenetetramine, ethylenediamine-formaldehyde products, anhydroformaldehyde-aniline, methylol derivatives of urea or melamine, paraformaldehyde and the like. The first resin can be carbonized by heating, as described below. The first resin is preferably entirely in powder form.

0048 The curing temperature of the first resin is selected based on factors including the resin composition and the curing time. For example, phenolic resin can be cured in air or another suitable atmosphere at a preferred temperature of from about 120°C to about 160°C, and more preferably from about 140°C to about 150°C. The curing time of phenolic resin decreases as the curing temperature is increased. During curing, the first resin can be contained in a suitable vessel, such as a ceramic crucible, or the like.

0049 The cured first resin is a solid mass. The solid mass of the cured first resin is reduced to particle form by any suitable process that produces particles of desired size. The cured first resin is preferably reduced by a mechanical impaction technique, such as milling (for example, jet milling) or crushing to produce particles. In a preferred embodiment, the cured first resin particles have a particle size of from

about 5 microns to about 100 microns, and more preferably from about 10 microns to about 30 microns.

0050 The cured first resin particles can optionally be sized to provide a desired particle size distribution. For example, the cured first resin particles can be
5 screened, air classified, or the like, to achieve a desired particle size distribution.

0051 In the embodiment, the cured first resin particles of the desired size are mixed with an uncured second resin. The uncured second resin can be the same resin as the first resin used to produce the cured resin particles, or the uncured
10 second resin can be a different resin. If the uncured second resin contains a novolak-type phenolic resin, a curing agent that promotes cross-linking of this resin is also added to the mixture.

0052 The uncured second resin preferably is in powder form and preferably has a particle size (for example, average particle size or particle size distribution) that approximates that of the cured first resin particles. By combining approximately
15 equally sized, cured first resin particles and uncured second resin particles, the uniformity of the mixture of the particles can be enhanced.

0053 In the embodiment, the mixing ratio of the cured first resin particles to the uncured second resin is preferably selected to promote bonding of the cured and uncured particles. Preferably, the amount of the uncured second resin in the mixture
20 is selected to achieve sufficient bonding of the cured first resin particles to each other so that the shape of the cured mixture can be maintained. In a preferred embodiment, the ratio by weight of the cured resin to the uncured resin is from about 80:20 to about 60:40.

0054 As described below, the mixture can include other components in addition
25 to the cured first resin and uncured second resin. Such other components can include pore-forming materials and/or molecular sieve materials. In such embodiments, the relative amounts of the cured first resin and the uncured second

resin are selected based on the amount(s) of the one or more other components that are added to the mixture.

0055 In a preferred embodiment, the mixture of cured first resin particles and uncured second resin particles (and other optional component(s)) is shaped into a desired shape. For example, the mixture can be shaped by compaction, molding, extrusion, or the like. In a preferred embodiment, the mixture is placed in a vessel, or in a cavity of a mold or die, having a desired shape and size, which corresponds approximately to the desired shape and size of the activated carbon-containing sorbent. For example, the vessel or cavity can be cylindrical, polygonal, or disk shaped. The vessel, mold or die can be configured to produce a plurality of shaped bodies simultaneously.

0056 Optionally, the mixture of the cured first resin and the uncured second resin can be shaped by applying pressure to the mixture. For example, when the mixture is contained in a cavity of a mold or die, pressure can be applied to the mixture using a movable punch to increase its packing density. In other preferred embodiments, the mixture is not subjected to pressure to further shape the mixture or increase its packing density. In such embodiments, the mixture can be loosely filled in a cavity of a mold or die, or other vessel.

0057 In the embodiment, the mixture is then cured. During curing, the mixture can be placed in air or another suitable atmosphere at a preferred temperature of from about 120°C to about 160°C, and more preferably from about 140°C to about 150°C. Curing is preferably conducted at a lower temperature and for a longer curing time than the temperature and time conditions used to cure the first resin. By using a lower curing temperature and longer curing time for curing the mixture, the mixture is cured slowly and the shape of the mixture can be substantially retained during curing. The final curing temperature can be reached slowly to minimize distortion of the body. For example, the mixture can be heated at a first temperature

less than the final curing temperature for a selected period of time, and then heated to the final curing temperature and held at that temperature for a selected amount of time. The curing of the mixture produces a cured monolith having a desired pre-shape.

- 5 0058 In the embodiment, the cured monolith is carbonized. During carbonization, the cured monolith is heated at a selected elevated temperature and for an effective amount of time to sufficiently carbonize the mixture to produce a carbonized body. For example, the mixture can be heated at a temperature of from about 700°C to about 1000°C for a period of from about 1 hour to about 20 hours in
10 in an inert or reducing atmosphere to carbonize the first and second resins in the mixture. The gas atmosphere can contain, for example, nitrogen and/or argon. Preferably, the carbonizing atmosphere does not contain oxygen because oxygen will react with carbon and remove material from the carbonized body. Typically, the percent yield of the first and second resins (i.e., percent yield = (100) x (final weight
15 of carbonized body after carbonization/initial weight of monolith before carbonization)) is at least about 55%. Typically, the carbonized body produced from the cured monolith contains at least about 95% carbon, and preferably consists essentially of carbon. In some embodiments, small amounts of H, N, O and/or trace metals may be present in the carbonized body.
- 20 0059 In the embodiment, the carbonized body is then activated to develop a desired pore structure in the activated body. Activation can be conducted, for example, in an oxygen-containing atmosphere, such as in steam, carbon dioxide, oxygen, or mixtures thereof. Oxygen in the atmosphere reacts with carbon, thereby removing carbon from the carbonized body and producing pores. In a preferred
25 embodiment, activation is conducted at a temperature of from about 800°C to about 1000°C, and for a period of from about 30 minutes to about 5 hours.

0060 In a preferred embodiment, the carbonized body is activated to achieve a desired "percent burn-off", which represents the weight loss of the carbonized body that occurs during activation [i.e., percent burn-off = $(100) \times (\text{initial weight before activation} - \text{final weight after activation}) / \text{initial weight before activation}$]. As the
5 percent burn-off is increased, the pore surface area increases. In a preferred embodiment, the BET (Brunauer, Emmett and Teller) surface area of the activated carbon-containing sorbent after activation is from about 500 m²/g to about 1,500 m²/g.

0061 Increasing the burn-off of carbon reduces the compressive strength of the
10 activated carbon-containing sorbent. Accordingly, the burn-off preferably is controlled to produce an activated carbon-containing sorbent that has a desirable combination of carbon surface area and compressive strength, to thereby provide suitable filtration performance characteristics and mechanical strength.

0062 Burn-off can be controlled to control the pore size, pore volume and
15 density of the activated carbon-containing sorbent, and thus the capacity of the carbon-containing sorbent to remove selected gas-phase components. For example, one or more of the activation atmosphere, activation gas flow rate, activation temperature and activation time can be varied to control the pore structure of the activated carbon-containing sorbent.

0063 Figure 3 depicts a second preferred embodiment of a method of making an
20 activated carbon-containing sorbent. In this embodiment, at least one pore-forming substance is added to the mixture of the cured first resin and the uncured second resin. In a preferred embodiment, the cured first resin and uncured second resin are in particle form. In this embodiment, the above-described shaping, curing,
25 carbonizing and activating steps of the first embodiment depicted in Figure 2 are preferably then performed to produce an activated carbon-containing sorbent.

0064 The pore-forming substance is added to the mixture of the cured first resin and uncured second resin to produce macropores in the activated carbon-containing sorbent. Macropores provide a path for adsorbate molecules to reach the interior of adsorbent particles. The geometry, size and amount of macropores can significantly
5 affect sorption, especially in filtration processes in which adsorbate molecules move rapidly through a sorbent, such as in a cigarette smoking process.

0065 The pore-forming substance added to the mixture decomposes at elevated temperatures used during carbonization. Preferably, the pore-forming substance leaves substantially no residue upon thermal decomposition during carbonization.
10 The pore-forming substance can have any suitable form, such as, for example, particles, beads and/or fibers. The pore-forming substance can be in the form of long fibers, which decompose to form straight channels in the activated carbon-containing sorbent. Such channels can have a desired size, shape and number that provides a selected gas permeability in the activated carbon-containing sorbent.

15 0066 Suitable pore-forming substances include, but are not limited to, poly(vinylalcohol) (PVA), polypropylene and the like. The amount of the pore-forming substance added to the mixture of the cured first resin and the uncured second resin can be selected to provide a desired pore volume resulting from decomposition of the pore-forming substance during carbonization. In a preferred
20 embodiment, the mixture including the cured first resin, uncured second resin and the pore-forming substance contains an effective amount, such as about 10 wt% to about 30 wt%, of the pore-forming substance.

0067 In a preferred embodiment, the mixture containing the cured first resin, uncured second resin and pore-forming substance is cured below the melting
25 temperature of the pore-forming substance so that the pore-forming substance does not melt during curing, but melts and decomposes during subsequent carbonization.

0068 The activated carbon-containing sorbent produced by methods according to the second embodiment can provide a controlled pore structure, including a controlled amount and size of pores produced by activating the carbonized body, and controlled macropores produced by decomposing the pore-forming substance during carbonization. In addition, the activated carbon-containing sorbent can have a controlled apparent density. The activated carbon-containing sorbent can provide a selected resistance to draw when incorporated in a smoking article.

0069 Figure 4 shows steps of a third preferred embodiment of a method of making an activated carbon-containing composite sorbent. In this embodiment, at least one molecular sieve material is added to the mixture of the cured first resin and the uncured second resin described above with respect to the first preferred embodiment depicted in Figure 2. The cured first resin and uncured second resin are preferably in particle form. In this embodiment, the above-described shaping, curing, carbonizing and activating steps of the first embodiment preferably are then performed to produce an activated carbon-containing composite sorbent including the molecular sieve material from the precursor mixture.

0070 The molecular sieve material is added to the mixture of the cured first resin and uncured second resin to produce pores and channels in the activated carbon-containing composite sorbent. The molecular sieve material can be any suitable material. In a preferred embodiment, the molecular sieve material is one or more zeolites. Zeolites include crystalline aluminosilicates, which have channels or pores of uniform, molecular sized dimensions. There are many known unique zeolite structures having different sized and shaped channels or pores. The size and shape of the channels or pores can significantly affect the properties of these materials with regard to sorption and separation processes. Molecules can be separated by zeolites by size and shape effects related to the possible orientation of the molecules in the channels or pores, and/or by differences in strength of sorption. One or more

zeolites having channels or pores larger than one or more selected components of mainstream smoke can be used in the activated carbon-containing composite sorbent, such that only selected molecules that are small enough to pass through the pores of the molecular sieve material are able to enter the cavities and be sorbed on the zeolite.

0071 Suitable zeolite materials that can be used as the molecular sieve material, include, but are not limited to, one or more of zeolite A; zeolite X; zeolite Y; zeolite K-G; zeolite ZK-5; zeolite BETA; zeolite ZK-4 and zeolite ZSM-5. Zeolites can be incorporated in the tobacco rod of smoking articles also.

0072 Other molecular sieve sorbents that may be used in the activated carbon-containing composite sorbent include, but are not limited to, one or more of mesoporous silicates, aluminophosphates, and other related porous materials, such as mixed oxide gels, which may optionally further comprise inorganic or organic ions and/or metals. Microporous, mesoporous and/or macroporous molecular sieves may be used, depending on the selected gas-phase component(s) that are preferably removed from a gas. In a preferred embodiment, the mixture including the cured first resin and uncured second resin contains an effective amount, such as about 10 wt% to about 30 wt%, of the molecular sieve material.

0073 The activated carbon-containing composite sorbent produced by methods according to the third preferred embodiment has a controlled pore structure, including a controlled volume and size of pores provided by activation of the carbonized body, and pores and channels of a selected size and amount provided by the molecular sieve material.

0074 Figure 5 shows steps of a fourth preferred embodiment of a method of making an activated carbon-containing composite sorbent. In this embodiment, at least one pore-forming substance and at least one molecular sieve material are added to the mixture of the cured first resin and the uncured second resin described above

with respect to the first preferred embodiment. The cured first resin and the uncured second resin are preferably in particle form. In this embodiment, the shaping, curing, carbonizing and activating steps described above with respect to the first preferred embodiment preferably are then performed to produce an activated carbon-containing composite sorbent including the molecular sieve material from the precursor mixture.

0075 The mixture including the cured first resin and uncured second resin contains an effective amount of the pore-forming substance, such as from about 5 wt% to about 15 wt%, and from about 5 wt% to about 15 wt% of the molecular sieve material.

0076 Activated carbon-containing composite sorbents produced by methods according to the fourth preferred embodiment can provide a controlled pore structure, including a controlled amount and size of pores produced by activating the carbonized body; controlled macropores and tortuosity produced by decomposition of the pore-forming substance during carbonization; and pores provided by the molecular sieve material. Preferred embodiments of the activated carbon-containing composite sorbent can provide a desired RTD when incorporated in a smoking article.

0077 In any of the preferred embodiments of methods of making the activated carbon-containing sorbent described above, a plurality of separate monolithic bodies can be simultaneously produced. For example, from two to several hundred monolithic bodies can be produced simultaneously by such methods.

0078 The pores of the activated carbon-containing sorbent preferably are larger than the molecules of one or more selected components of mainstream tobacco smoke that are desired to be removed. Only those components of the mainstream tobacco smoke that are small enough to enter into the pores of the activated carbon-containing sorbent and channels and/or pores of the molecular sieve material can be

adsorbed on the interior surface of the pores. Thus, components of mainstream tobacco smoke having small molecular structures are selectively sorbed by the activated carbon-containing sorbent, while larger components, such as those contributing to flavor, remain in the smoke. In a preferred embodiment, the average
5 pore size of the activated carbon-containing sorbent is less than about 20 Å, and more preferably less than about 15 Å.

0079 As described above, the pore size of the activated carbon-containing sorbent can be modified or adjusted in the process by controlling the percentage burn-off during activation of the carbon. In preferred embodiments, the activated
10 carbon-containing sorbent (which may contain one or more molecular sieve materials) may be manufactured to selectively remove one or more components including, but not limited to, 1,2-propadiene, 1,3-butadiene, isoprene, 1,2-pentadiene, 1,3-cyclopentadiene, 2,4-hexadiene, 1,3-cyclohexadiene, methyl-1,3-cyclopentadiene, benzene, toluene, p-xylene, m-xylene, o-xylene, styrene
15 (vinylbenzene), 1-methylpyrrole, formaldehyde, acetaldehyde, acrolein, propionaldehyde, isobutyraldehyde, 2-methyl isovaleraldehyde, acetone, methyl vinyl ketone, diacetyl, methyl ethyl ketone, methyl propyl ketone, methyl 2-furyl ketone, hydrogen cyanide and acrylonitrile.

0080 In a preferred embodiment, the activated carbon-containing sorbent in
20 monolith form is incorporated in the filter portion of a smoking article. In the filter portion, the activated carbon-containing sorbent can be incorporated, for example, with paper, fibers and the like; incorporated in place of a filter component; and/or incorporated in a space and/or void. For example, paper can be folded paper inserted into a hollow portion of the cigarette filter. The paper is preferably in the
25 form of a sheet material, such as crepe paper, filter paper or tipping paper. However, other suitable materials, such as organic or inorganic cigarette compatible materials

can also be used. The activated carbon-containing sorbent can be incorporated at one or more locations in the filter portion.

0081 The activated carbon-containing sorbent can optionally be incorporated in the tobacco of smoking articles. For example, in a cigarette or cigar, the activated carbon-containing sorbent in monolith form can be located in the tobacco rod. The activated carbon-containing sorbent in the tobacco preferably has a configuration and pore structure that provides a minimal RTD and minimally interferes with the combustion process.

0082 The activated carbon-containing sorbent can be used in various filter constructions. Exemplary filter constructions include, but are not limited to, a mono filter, a dual filter, a triple filter, a cavity filter, a recessed filter or a free-flow filter. Mono filters typically contain cellulose acetate tow or cellulose paper. Pure mono cellulose filters or paper filters offer good tar and nicotine retention, and are highly biodegradable. Dual filters typically comprise a cellulose acetate mouth side plug and a pure cellulose segment or cellulose acetate segment. The length and pressure drop of the two segments of the dual filter can be adjusted to provide optimal adsorption, while maintaining acceptable draw resistance. Triple filters can include mouth and smoking material or tobacco side segments, while the middle segment comprises a material or paper. Cavity filters typically include two segments, e.g., acetate-acetate, acetate-paper or paper-paper, separated by a cavity containing the activated carbon-containing sorbent. Recessed filters include an open cavity on the mouth side, and can typically incorporate the activated carbon-containing sorbent into a space of the plug material. The filters may also optionally be ventilated, and/or comprise additional sorbents (such as charcoal or magnesium silicate), catalysts, flavorants, and/or other additives.

0083 Figures 6-13 illustrate cigarettes 2 including different filter constructions in which the activated carbon-containing sorbent can be incorporated. In each of these

embodiments, a desired amount of the activated carbon-containing sorbent can be placed in the cigarette filter portion by varying the size and/or density of the activated carbon-containing sorbent, or by incorporating more than one activated carbon-containing sorbent.

5 0084 Figure 6 illustrates a cigarette 2 including a tobacco rod 4, a filter portion 6, and a mouthpiece filter plug 8. The activated carbon-containing sorbent can be incorporated with the folded paper 10, which is disposed in the hollow interior of a free-flow sleeve 12 forming part of the filter portion 6.

0085 The activated carbon-containing sorbent can be configured as an annular,
10 free-flow monolith and incorporated in place of any of the free-flow sleeves of filters described herein.

0086 Figure 7 depicts a cigarette 2 including a tobacco rod 4 and a filter portion 6. Paper 10 is disposed in the hollow cavity of a first free-flow sleeve 13 located between the mouthpiece filter plug 8 and a second free-flow sleeve 15. The paper
15 10 can have different forms, including folded, one or more individual strips, a wound roll, or the like. In the cigarettes shown in Figures 6 and 7, the tobacco rod 4 and the filter portion 6 are joined together with tipping paper 14. In both cigarettes, the filter portion 6 may be held together by filter overwrap 11. In this embodiment, the activated carbon-containing sorbent in monolith form can be incorporated into
20 the filter portion of the cigarette, such as in the paper 10 of the first free-flow sleeve 13, or in place of, or as part of, the second free-flow sleeve 15.

0087 In another preferred embodiment, the activated carbon-containing sorbent in monolith form is incorporated with the fibrous material of the cigarette filter portion itself. Such fibrous filter materials include, but are not limited to, paper,
25 cellulose acetate fibers and polypropylene fibers. Such embodiment is depicted in Figure 8, which shows a cigarette 2 including a tobacco rod 4 and a filter portion 6 in the form of a plug-space-plug filter including a mouthpiece filter plug 8, plug 16

joined together by tipping paper 14. The activated carbon-containing sorbent in monolith form can be incorporated in place of, or as part of, the plug 24, for example.

0092 As described above, in some preferred embodiments, the activated carbon-
5 containing sorbent can be located in one or more hollow portion(s) of the cigarette filter. As shown in Figure 8, the activated carbon-containing sorbent can be placed in the space of a plug/space/plug filter configuration. As shown in Figures 7, 10 and 11, the activated carbon-containing sorbent can be placed in the interior of a hollow sleeve. As described above, the activated carbon-containing sorbent can be
10 constructed to replace the hollow sleeve.

0093 In another embodiment, the activated carbon-containing sorbent is provided in the filter portion of an electrically heated cigarette used with an electrical smoking device as described, for example, in U.S. Patent No. 5,692,525. Figure 13 illustrates an embodiment of an electrically heated cigarette 100, which
15 includes a tobacco rod 60 and a filter portion 62 joined by tipping paper 64. The filter portion 62 contains a tubular free-flow filter element 102 and a mouthpiece filter plug 104. The free-flow filter element 102 and mouthpiece filter plug 104 can be joined together as a combined plug 110 with a plug wrap 112. The tobacco rod 60 can have various forms incorporating one or more of an overwrap 71, another
20 tubular free-flow filter element 74, a cylindrical tobacco plug 80 preferably wrapped in a plug wrap 84, a tobacco web 66 comprising a base web 68 and tobacco flavor material 70 and a void 91. At the free end 78 of the tobacco rod 60, the tobacco web 66 together with overwrap 71 are wrapped about a cylindrical tobacco plug 80.

0094 Various modifications can be made to the filter portion 62 to incorporate
25 the activated carbon-containing sorbent at one or more locations of the filter portion 62 of such cigarette 100. For example, the activated carbon-containing sorbent can be placed in the passageway of, or in place of, the tubular free-flow filter element 102

and/or the free-flow filter element 74, and/or placed in the void space 91. Further, the filter portion 62 can be modified to create a void space into which activated carbon-containing sorbent can be located.

0095 The amount of the activated carbon-containing sorbent provided in
5 smoking articles can be varied depending on the amount of components in the tobacco smoke and the amount of the components that is desired to be removed from the tobacco smoke. For example, about 10 mg to about 300 mg of the sorbent is typically used in a cigarette. For example, within the usual range, amounts such as about 20, 30, 50, 75, 100, 150, 200, or 250 mg of the activated carbon-containing
10 sorbent can be used in a cigarette. The filter may preferably contain from about 5% to about 90%, and more preferably from about 10% to about 50% by weight, of activated carbon-containing sorbent.

0096 An exemplary embodiment of a method of making a filter comprises incorporating at least one activated carbon-containing sorbent into a cigarette filter,
15 in which the activated carbon-containing sorbent is capable of selectively removing one or more selected gas-phase components from mainstream tobacco smoke. Any conventional or modified method of making cigarette filters may be used to incorporate the activated carbon-containing sorbent in the cigarette.

0097 Embodiments of methods for making cigarettes comprise placing a paper
20 wrapper around a tobacco rod, and attaching a cigarette filter to the tobacco rod to form the cigarette. The cigarette filter contains at least one activated carbon-containing sorbent. As described above, the activated carbon-containing sorbent can optionally be incorporated in the tobacco rod of cigarettes.

0098 Examples of suitable types of tobacco materials that may be used include
25 flue-cured, Burley, Maryland or Oriental tobaccos, rare or specialty tobaccos and blends thereof. The tobacco material can be provided in the form of tobacco lamina; processed tobacco materials, such as volume expanded or puffed tobacco, processed

tobacco stems, such as cut-rolled or cut-puffed stems, reconstituted tobacco materials, or blends thereof. Tobacco substitutes may also be used.

0099 In cigarette manufacture, the tobacco is normally in the form of cut filler, i.e., in the form of shreds or strands cut into widths ranging from about 1/10 inch to
5 about 1/20 inch or even 1/40 inch. The lengths of the strands range from between about 0.25 inches to about 3.0 inches. The cigarettes may further comprise one or more flavorants or other additives (e.g., burn additives, combustion modifying agents, coloring agents, binders and the like).

00100 Techniques for cigarette manufacture are known in the art, and may be
10 used to incorporate the activated carbon-containing sorbent. The resulting cigarettes can be manufactured to any desired specification using standard or modified cigarette making techniques and equipment. The cigarettes may range from about 50 mm to about 120 mm in length. Generally, a regular cigarette is about 70 mm long, a "King Size" is about 85 mm long, a "Super King Size" is about 100 mm long,
15 and a "Long" is usually about 120 mm in length. The circumference is from about 15 mm to about 30 mm, and preferably around 25 mm. The packing density is typically between the range of about 100 mg/cm³ to about 300 mg/cm³, and preferably about 150 mg/cm³ to about 275 mg/cm³.

00101 Other preferred embodiments are provided that relate to methods of
20 smoking a cigarette described above, which involve lighting the cigarette to form smoke and drawing the smoke through the cigarette. During the smoking of the cigarette, the activated carbon-containing sorbent selectively removes one or more selected components from mainstream smoke.

00102 "Smoking" of a cigarette means the heating or combustion of the cigarette
25 to form tobacco smoke. Generally, smoking of a cigarette involves lighting one end of the cigarette and drawing the cigarette smoke through the mouth end of the

cigarette, while the tobacco contained in the tobacco rod undergoes a combustion reaction.

00103 However, the cigarette may also be smoked by other means. For example, the cigarette may be smoked by heating the cigarette using an electrical heater, as
5 described, for example, in commonly-assigned U.S. Patents Nos. 6,053,176; 5,934,289; 5,591,368 or 5,322,075, each of which is incorporated herein by reference in its entirety.

00104 The following Examples illustrate aspects of the invention. The Examples are not meant to and should not be construed to limit the invention in any way.

10 Example 1

00105 Six sample activated carbon-containing sorbents were produced and analyzed. Referring to Figure 14, Samples 1-6 were each produced using a Resole-type resin (VARCUM 29217, manufactured by Durez Corp., Dallas, Texas) as both the first resin and the second resin. The first resin was cured in an open atmosphere
15 to form an infusible solid and then milled to reduce the solid to first resin particles. The first resin particles were then mixed with uncured second resin particles to produce a resin mixture. In Sample 3, the resin mixture was mixed with a molecular sieve material (zeolite ZSM-5) in powder form. In Samples 4 and 6, the resin mixture was mixed with a pore-forming substance, polyvinyl alcohol (PVA), at
20 different weight percentages of the mixture components. In Sample 5, the resin mixture was mixed with both PVA and zeolite ZSM-5. Samples 1-6 were placed in separate glass vessels each having a cylindrical shape and cured in an open atmosphere at the same temperature and for the same period of time.

00106 The cured mixtures were then carbonized in an inert atmosphere at a
25 temperature of about 850°C for 2 hours. As shown in Figure 14, the "% yield from resin" ranged from 57% to 59%. The "% yield" reflects that the mixtures used in

Samples 3-6 included zeolite and/or PVA. The zeolite did not decompose during carbonization, while the PVA was substantially completely decomposed.

00107 Following carbonization, Samples 1-6 were activated in atmospheres using different flow rates of CO₂ and N₂, and different activation temperatures and times.

5 As shown in Figure 14, the % burn-off of carbon resulting from activation ranged from 8% for Sample 1 using equal flow rates of CO₂ and N₂, to 69% for Sample 2 using only CO₂. The BET surface area was measured following activation. The BET surface area was lowest for Sample 1 produced without using PVA, and highest for Sample 4 produced using 30 wt% PVA in the mixture.

10 Example 2

00108 The activated carbon-containing sorbent produced as in Sample 6 was used to modify two Industry Standard (IR4F) cigarettes. Sample 6 was in disk form and had a diameter of about 8 mm and a length of about 3 mm and a mass of about 50 mg. For both modified cigarettes, a portion of the cellulose acetate filter material
15 was removed from the standard cigarette and the activated carbon-containing sorbent produced in Sample 6 was placed in the filter of the IR4F cigarette. The two modified cigarettes and two unmodified IM-16 cigarettes were smoked under FTC conditions. The fourth puff of each cigarette was analyzed using gas chromatography-mass spectroscopy (GC-MS). For the modified and unmodified
20 cigarettes, the delivered amount of various gas phase smoke components listed in Figure 15 were determined. The measured amounts of the components delivered were averaged for the two modified and two unmodified cigarettes. For each compound, the percent difference between the average amount of the compound delivered by the un-modified cigarettes and the average amount of the same
25 compound delivered by the modified cigarettes was determined. The results demonstrate that the modified cigarettes containing the activated carbon-containing sorbent delivered significantly less of each compound than the unmodified cigarettes

and thus were significantly more efficient than the unmodified cigarettes including only a cellulose acetate filter element. The test results demonstrate that cigarette filters containing the activated carbon-containing sorbent can selectively remove selected components from mainstream smoke.

5 00109 Preferred embodiments of the activated carbon-containing sorbent have been described above with respect to use in smoking articles to remove components from mainstream tobacco smoke. However, the activated carbon-containing sorbent can be used in other applications in which the selective removal of gaseous components from a gas flow is desired. For example, it can be used in catalyst
10 adsorption, treatment of waste flows containing undesirable gases and/or vapors, air filtration, vehicle exhaust filtration and deodorization processes.

00110 While the invention has been described in detail with reference to preferred embodiments thereof, it will be apparent to one skilled in the art that various changes can be made, and equivalents employed, without departing from the scope
15 of the invention.

WHAT IS CLAIMED IS:

1. A method of making an activated carbon-containing sorbent, comprising:
 - curing a first resin;
 - 5 reducing the cured first resin into first resin particles;
 - mixing the first resin particles with an uncured second resin to produce a mixture;
 - curing the mixture;
 - carbonizing the cured mixture to produce a carbonized body; and
 - 10 activating the carbonized body to produce an activated carbon-containing sorbent.
2. The method of Claim 1, wherein the first resin and the second resin are a phenolic resin.
- 15 3. The method of Claim 1, wherein the first resin and the second resin are a solid and have the same composition.
4. The method of Claim 1, wherein the second resin is in particle form, and the first resin particles and the second resin particles have approximately the same average particle size and/or particle size distribution.
- 20 5. The method of Claim 1, wherein the mixture has a weight ratio of the first resin to the second resin of about 80:20 to about 60:40.
- 25 6. The method of Claim 1, the cured first resin is reduced into the first resin particles by mechanical impaction.

7. The method of Claim 1, wherein the first resin is cured at a first temperature and the mixture is cured at a second temperature lower than the first temperature.

5

8. The method of Claim 1, further comprising shaping the mixture into a selected shape prior to curing the mixture, wherein the cured mixture has substantially the selected shape.

10

9. The method of Claim 1, further comprising producing more than one activated carbon-containing sorbent simultaneously.

10. The method of Claim 1, wherein the activated carbon-containing sorbent is a cylindrical monolith.

15

11. The method of Claim 1, wherein the activated carbon-containing sorbent has a BET surface area of from about 500 m²/g to about 1,500 m²/g.

12. The method of Claim 1, wherein the activated carbon-containing sorbent consists essentially of activated carbon.

20

13. The method of Claim 1, wherein:
the mixing further comprises mixing the first resin particles and the uncured second resin with at least one pore-forming substance to produce the mixture; and
the activating further comprises removing substantially all of the pore-forming substance from the carbonized body by evaporation thereby producing pores in the activated carbon-containing sorbent.

25

14. The method of Claim 13, wherein the at least one pore-forming substance is poly(vinylalcohol) and/or polypropylene.

15. The method of Claim 13, wherein the activated carbon-containing sorbent consists essentially of activated carbon.

16. The method of Claim 1, wherein the mixing further comprises mixing the first resin particles and the uncured second resin with at least one molecular sieve material to produce the mixture.

10

17. The method of Claim 16, wherein the activated carbon-containing sorbent consists essentially of activated carbon and the at least one molecular sieve material.

18. The method of Claim 1, wherein:
the mixing further comprises mixing the first resin particles and the uncured second resin with at least one molecular sieve material and at least one pore-forming substance to produce the mixture; and
the activating further comprises removing substantially all of the pore-forming substance from the carbonized body by evaporation thereby producing pores in the activated carbon-containing sorbent.

15

20

19. The method of Claim 18, wherein the at least one molecular sieve material includes a zeolite, and the at least one pore-forming substance is poly(vinylalcohol) and/or polypropylene.

25

20. The method of Claim 18, wherein the activated carbon-containing sorbent consists essentially of activated carbon and the at least one molecular sieve material.

5 21. A cigarette filter comprising at least one activated carbon-containing sorbent made by the method according to Claim 13.

22. The cigarette filter of Claim 21, which is a mono filter, a dual filter, a triple filter, a cavity filter, a recessed filter or a free-flow filter.

10

23. The cigarette filter of Claim 21, wherein the activated carbon-containing sorbent is capable of selectively removing at least one gas-phase component from mainstream tobacco smoke flowing through the cigarette filter.

15 24. A cigarette filter comprising at least one activated carbon-containing sorbent made by the method according to Claim 16.

25. The cigarette filter of Claim 24, which is a mono filter, a dual filter, a triple filter, a cavity filter, a recessed filter or a free-flow filter.

20 26. The cigarette filter of Claim 24, wherein the activated carbon-containing sorbent is capable of selectively removing at least one gas-phase component from mainstream tobacco smoke flowing through the cigarette filter.

25 27. A cigarette filter comprising at least one activated carbon-containing sorbent made by the method according to Claim 18.

28. The cigarette filter of Claim 27, which is a mono filter, a dual filter, a triple filter, a cavity filter, a recessed filter or a free-flow filter.

29. The cigarette filter of Claim 27, wherein the activated carbon-
5 containing sorbent is capable of selectively removing at least one gas-phase component from mainstream tobacco smoke flowing through the cigarette filter.

30. A cigarette filter comprising at least one shaped porous body, the shaped porous body consisting essentially of activated carbon and including
10 micropores and macropores.

31. The cigarette filter of Claim 30, wherein the porous body has a BET surface area of from about 500 m²/g to about 1,500 m²/g.

32. The cigarette filter of Claim 30, wherein the porous body has a
15 diameter of up to about 8 mm and a length of at least about 2 mm.

33. The cigarette filter of Claim 30, wherein the porous body is capable of selectively removing at least one gas-phase component from mainstream tobacco smoke flowing through the cigarette filter.

34. The cigarette filter of Claim 30, which is a mono filter, a dual filter, a triple filter, a cavity filter, a recessed filter or a free-flow filter.

35. A cigarette filter comprising at least one shaped monolithic porous
25 body, the porous body consisting essentially of at least one molecular sieve material dispersed in a matrix of activated carbon.

36. The cigarette filter of Claim 35, wherein the porous body includes micropores and macropores.

37. The cigarette filter of Claim 35, wherein the porous body has a BET surface area of from about 500 m²/g to about 1,500 m²/g.

38. The cigarette filter of Claim 35, wherein the porous body has a diameter of up to about 8 mm and a length of at least about 2 mm.

39. The cigarette filter of Claim 35, which is a mono filter, a dual filter, a triple filter, a cavity filter, a recessed filter or a free-flow filter.

40. A cigarette comprising a cigarette filter according to Claim 21.

41. The cigarette of Claim 40, which is an electrically heated cigarette.

42. A cigarette comprising a cigarette filter according to Claim 24.

43. The cigarette of Claim 42, which is an electrically heated cigarette.

44. A cigarette comprising a cigarette filter according to Claim 27.

45. The cigarette of Claim 44, which is an electrically heated cigarette.

46. A cigarette comprising a cigarette filter according to Claim 30.

47. The cigarette of Claim 46, which is an electrically heated cigarette.

48. A cigarette comprising a cigarette filter according to Claim 35.

49. The cigarette of Claim 48, which is an electrically heated cigarette.

5 50. A method of making a cigarette filter, comprising incorporating in a filter at least one activated carbon-containing sorbent made by the method according to Claim 13.

10 51. A method of making a cigarette filter, comprising incorporating in a filter at least one activated carbon-containing sorbent made by the method according to Claim 16.

15 52. A method of making a cigarette filter, comprising incorporating in a filter at least one activated carbon-containing sorbent made by the method according to Claim 18.

53. A method of making a cigarette, comprising attaching the cigarette filter of Claim 21 to a tobacco rod.

20 54. A method of making a cigarette, comprising attaching the cigarette filter of Claim 24 to a tobacco rod.

55. A method of making a cigarette, comprising attaching the cigarette filter of Claim 27 to a tobacco rod.

25 56. A method of making a cigarette, comprising attaching the cigarette filter of Claim 30 to a tobacco rod.

57. A method of making a cigarette, comprising attaching the cigarette filter of Claim 35 to a tobacco rod.

5 58. A method of smoking the cigarette of Claim 40, comprising lighting the cigarette to form smoke and drawing the smoke through the cigarette, the activated carbon-containing sorbent removing at least one selected gas-phase component from mainstream smoke.

10 59. A method of smoking the cigarette of Claim 41, comprising heating the cigarette to form smoke and drawing the smoke through the cigarette, the activated carbon-containing sorbent removing at least one selected gas-phase component from mainstream smoke.

15 60. A method of smoking the cigarette of Claim 42, comprising lighting the cigarette to form smoke and drawing the smoke through the cigarette, the activated carbon-containing sorbent removing at least one selected gas-phase component from mainstream smoke.

20 61. A method of smoking the cigarette of Claim 43, comprising heating the cigarette to form smoke and drawing the smoke through the cigarette, the activated carbon-containing sorbent removing at least one selected gas-phase component from mainstream smoke.

25 62. A method of smoking the cigarette of Claim 44, comprising lighting the cigarette to form smoke and drawing the smoke through the cigarette, the

activated carbon sorbent removing at least one selected component from mainstream smoke.

63. A method of smoking the cigarette of Claim 45, comprising heating
5 the cigarette to form smoke and drawing the smoke through the cigarette, the
activated carbon sorbent removing at least one selected component from mainstream
smoke.

64. A method of smoking the cigarette of Claim 46, comprising lighting
10 the cigarette to form smoke and drawing the smoke through the cigarette, the porous
body removing at least one selected gas-phase component from mainstream smoke.

65. A method of smoking the cigarette of Claim 47, comprising heating
the cigarette to form smoke and drawing the smoke through the cigarette, the porous
15 body removing at least one selected gas-phase component from mainstream smoke.

66. A method of smoking the cigarette of Claim 48, comprising lighting
the cigarette to form smoke and drawing the smoke through the cigarette, the porous
body removing at least one selected gas-phase component from mainstream smoke.

20

67. A method of smoking the cigarette of Claim 49, comprising heating
the cigarette to form smoke and drawing the smoke through the cigarette, the porous
body removing at least one selected gas-phase component from mainstream smoke.

1/10

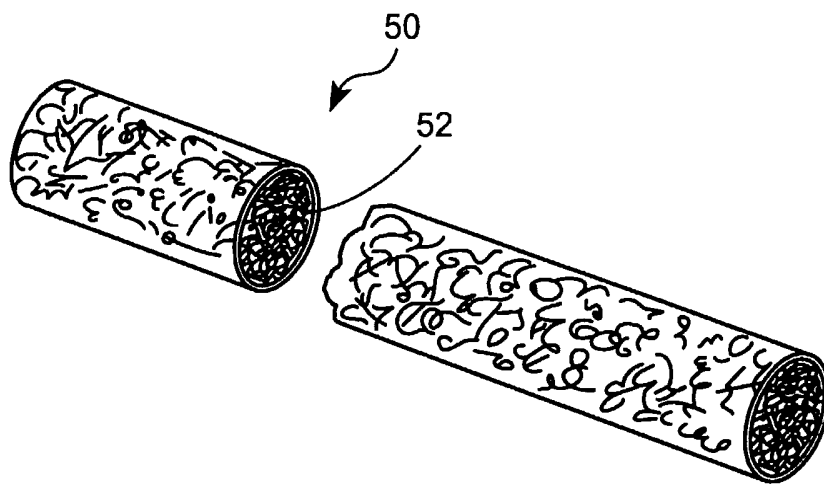


FIG. 1

2/10

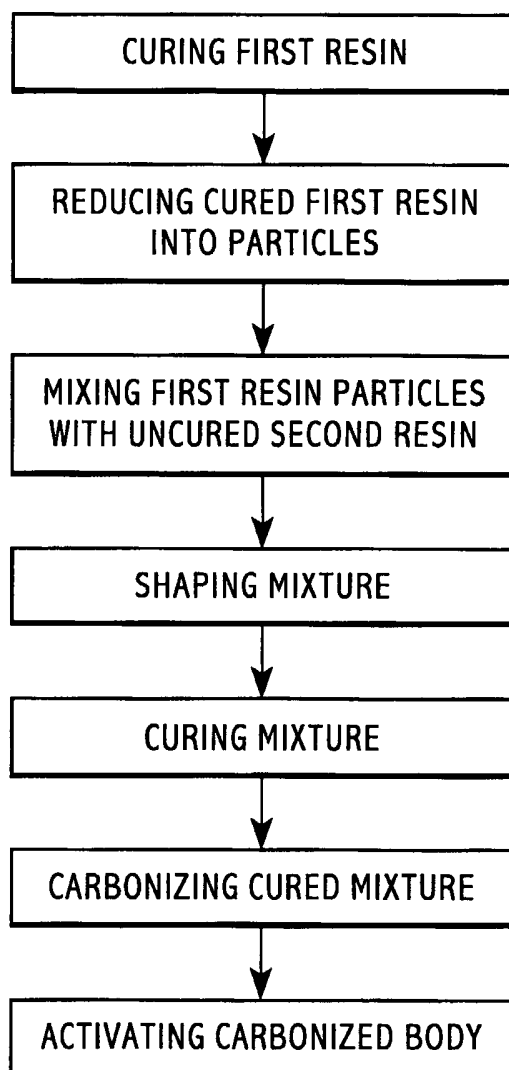


FIG. 2

3/10

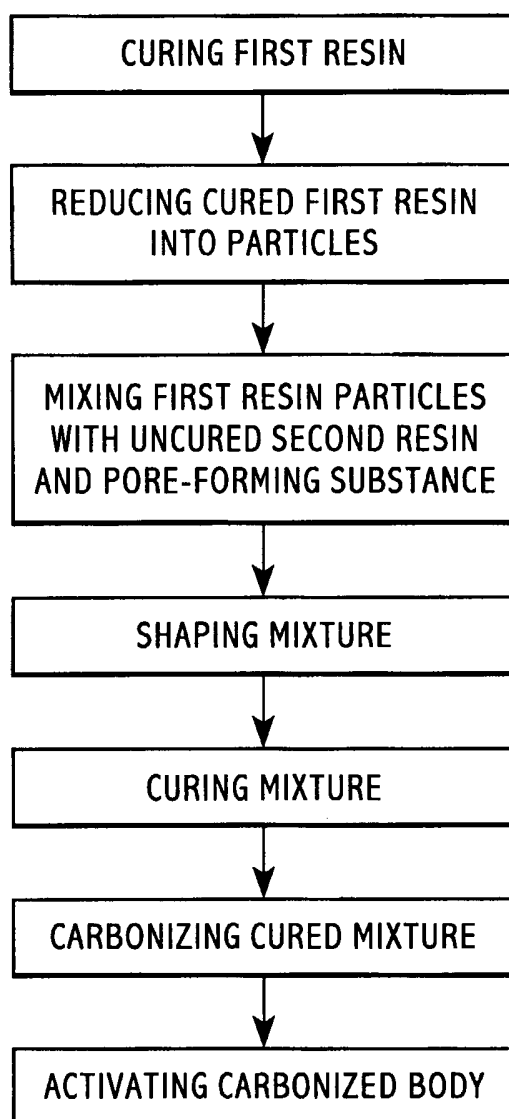


FIG. 3

4/10

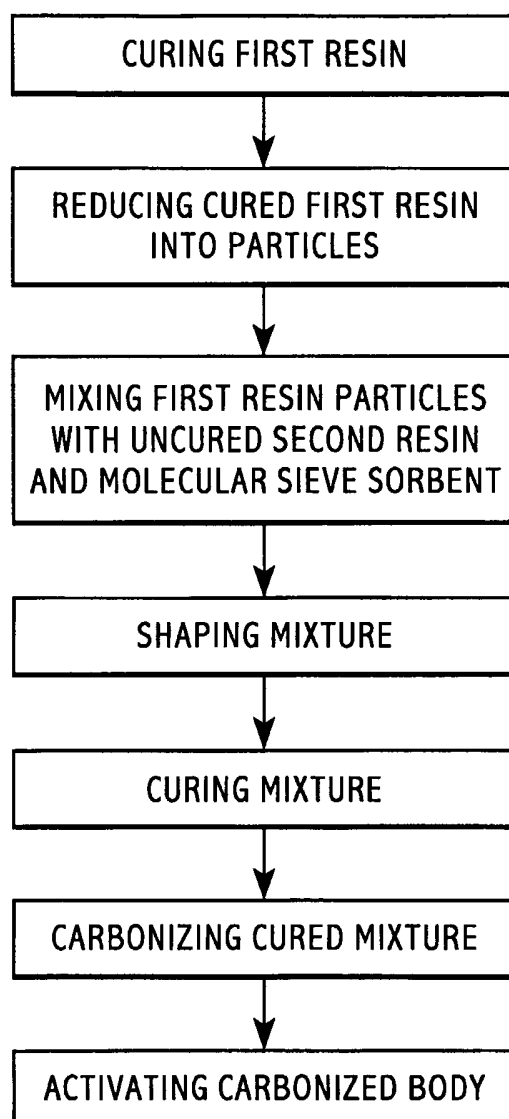


FIG. 4

5/10

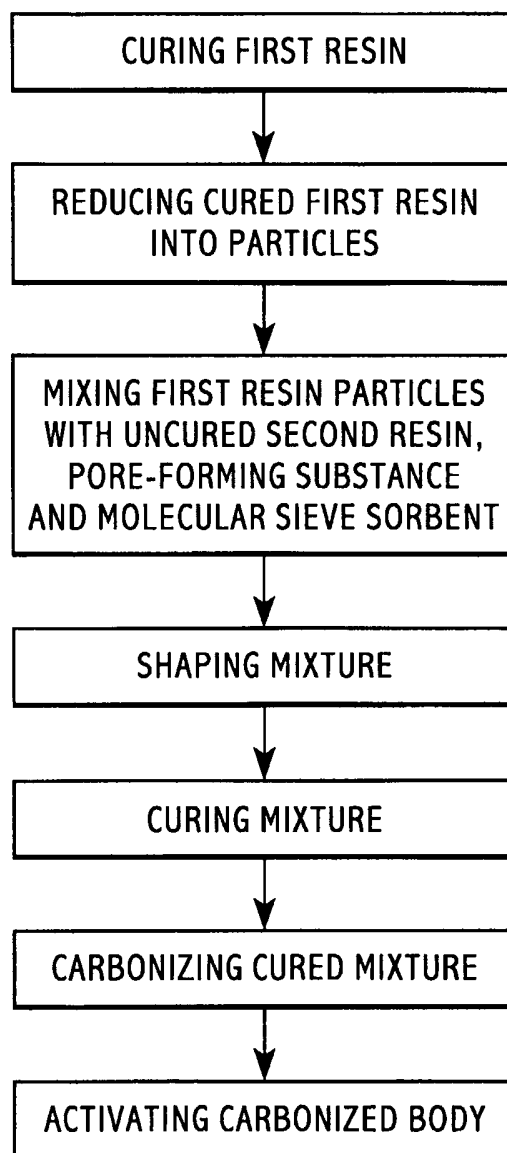


FIG. 5

6/10

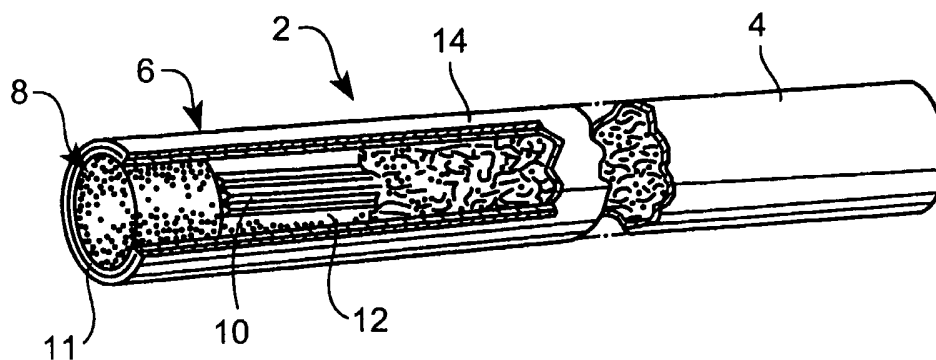


FIG. 6

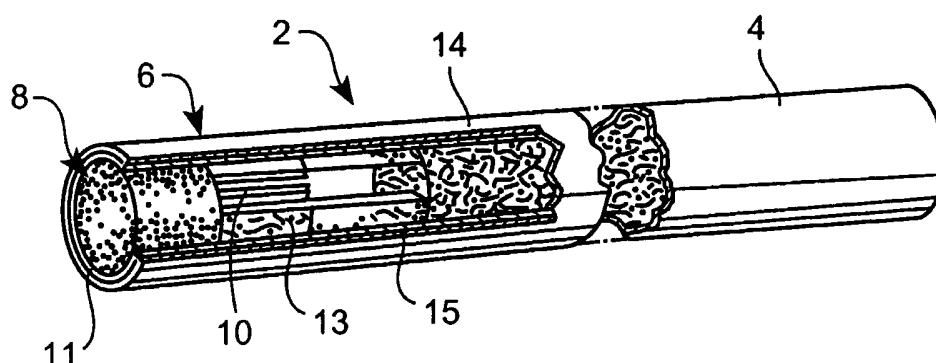


FIG. 7

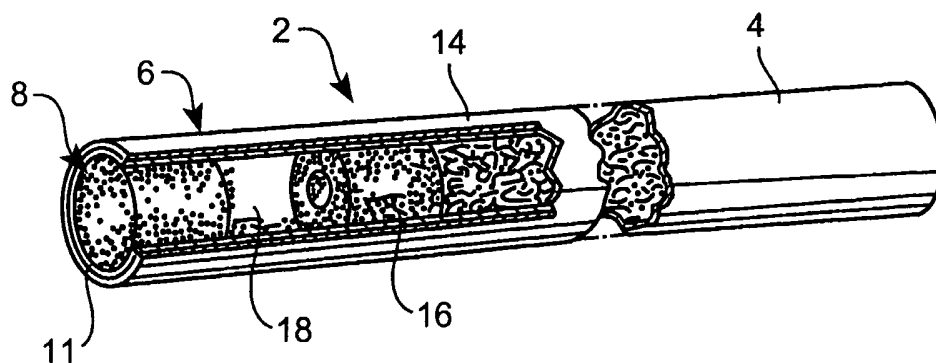


FIG. 8

7/10

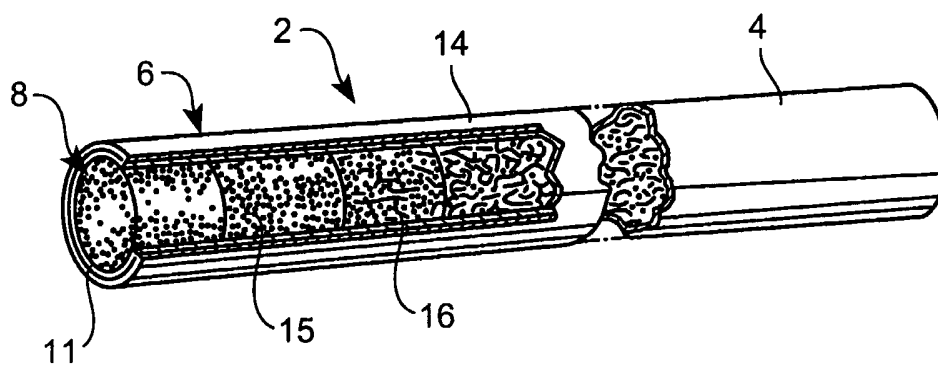


FIG. 9

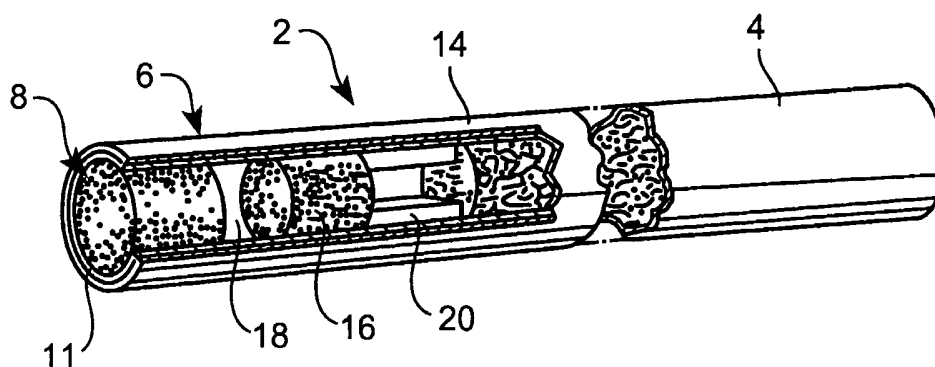


FIG. 10

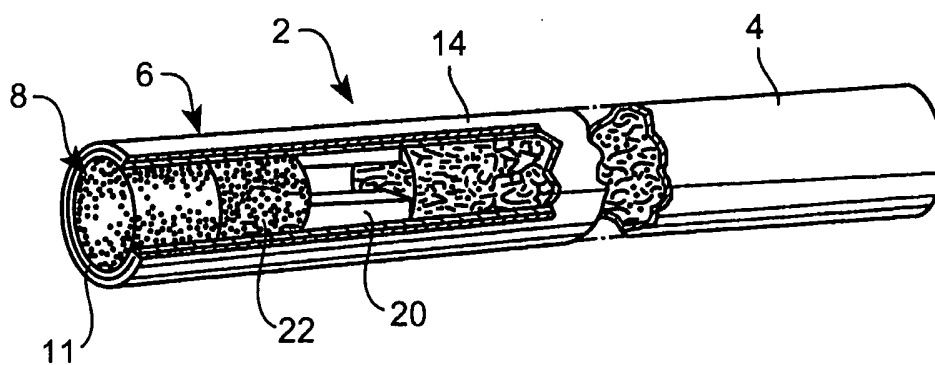


FIG. 11

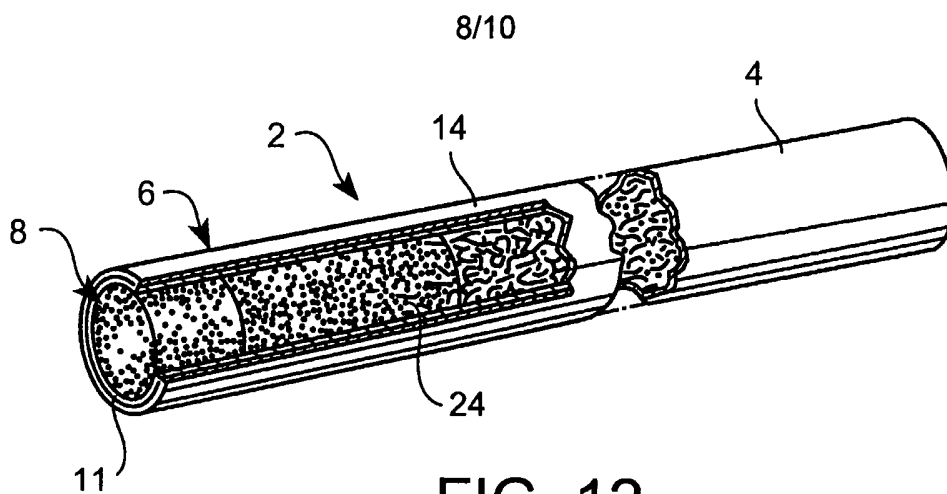


FIG. 12

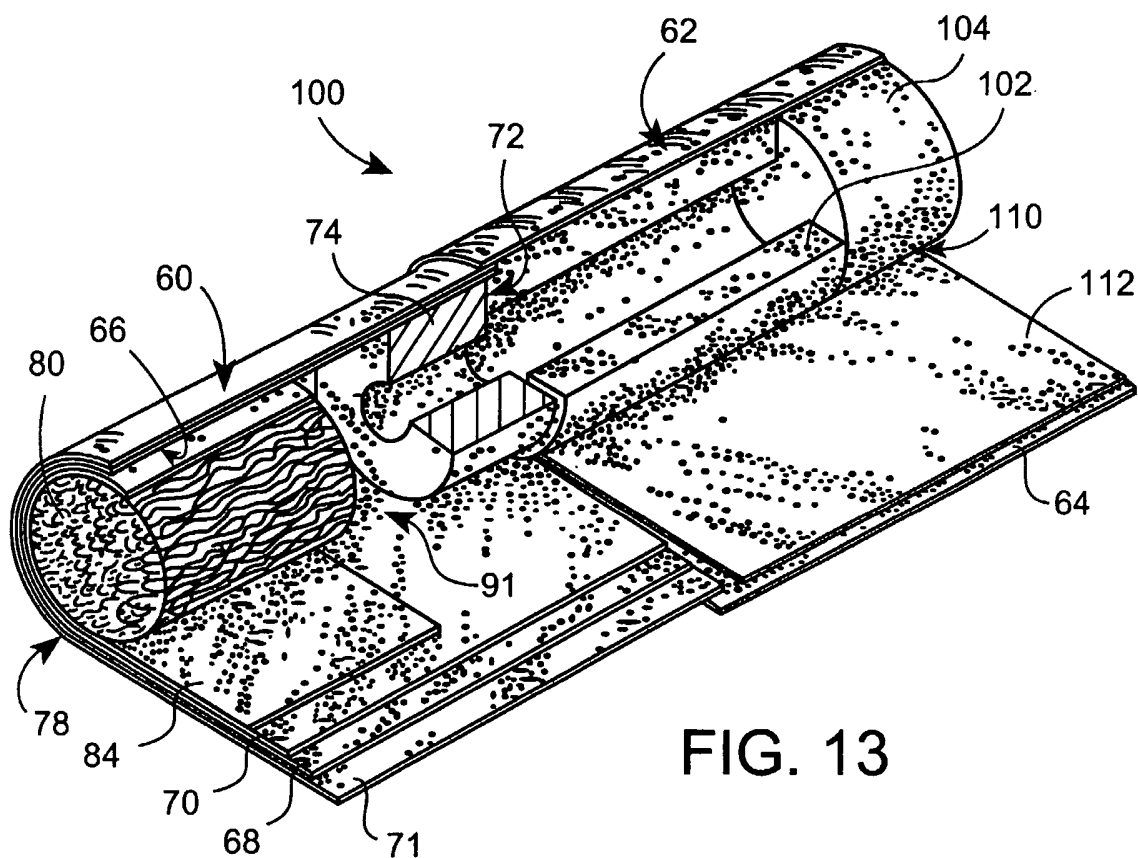


FIG. 13

9/10

Sample	Formulation (wt %)				Curing			Carbonization (@ 850 °C)				Activation				BET Surface Area (m ² /g)	
	Cured Resin	Uncured Resin	PVA	Zeolite	Temp. (°C)	Time (hr.)	Time (hr.)	% Yield	% Yield from Resin	Time (min.)	Temp. (°C)	N ₂ Flow Rate (L/min.)	CO ₂ Flow Rate (L/min.)	% Burn-off			
1	70	30	0	0	140	16	2	58	58	60	900	0.5	0.5	8		636	
2	70	30	0	0	140	16	2	58	58	120	900	0	1.0	69		764	
3	50	30	0	20	140	16	2	66	58	120	900	0	1.0	17		717	
4	40	30	30	0	140	16	2	47	59	60	900	0.5	0.5	40		1105	
5	50	30	10	10	140	16	2	57	59	120	870	0	1.0	12		710	
6	55	25	20	0	140	16	2	44	57	45	950	0.3	0.7	41		N/A	

FIG. 14

10/10

Gas Phase Compounds	% Reduction
1,2-propadiene	11
1,3-butadiene	29
isoprene	41
1,2-pentadiene	40
cyclopentadiene	43
2,4-hexadiene	44
1,3-cyclohexadiene	49
methyl-1,3-cyclopentadiene	50
benzene	48
toluene	48
p-xylene	48
m-xylene	46
o-xylene	47
styrene (vinylbenzene)	51
1-methylpyrrole	42
formaldehyde	20
acetaldehyde	27
acrolein	52
propionaldehyde	29
isobutyraldehyde	44
isovaleraldehyde, 2-methyl	51
acetone	40
methyl vinyl ketone	63
diacetyl	43
methyl ethyl ketone	46
methyl propyl ketone	47
methyl 2-furyl ketone	47
hydrogen cyanide	43
acrylonitrile	75

FIG. 15

INTERNATIONAL SEARCH REPORT

International Application No

PCT/IB2004/001323

A. CLASSIFICATION OF SUBJECT MATTER
IPC 7 B01J20/20 A24D3/16

According to International Patent Classification (IPC) or to both national classification and IPC

B. FIELDS SEARCHED

Minimum documentation searched (classification system followed by classification symbols)

IPC 7 B01J A24D

Documentation searched other than minimum documentation to the extent that such documents are included in the fields searched

Electronic data base consulted during the international search (name of data base and, where practical, search terms used)

EPO-Internal

C. DOCUMENTS CONSIDERED TO BE RELEVANT

Category *	Citation of document, with indication, where appropriate, of the relevant passages	Relevant to claim No.
Y	WO 03/008068 A (BLACKBURN ANDREW JOHN ; TENNISON STEPHEN ROBERT (GB); RAWLINSON ANTHON) 30 January 2003 (2003-01-30) abstract, examples 1-5 -----	1-20
Y	EP 0 626 199 A (BRITISH PETROLEUM CO PLC) 30 November 1994 (1994-11-30) page 3, line 17 - page 4, line 54; examples 1,2 -----	1-20
A	US 4 481 958 A (KERITSIS GUS D ET AL) 13 November 1984 (1984-11-13) cited in the application the whole document -----	1-67



Further documents are listed in the continuation of box C.



Patent family members are listed in annex.

* Special categories of cited documents :

- *A* document defining the general state of the art which is not considered to be of particular relevance
- *E* earlier document but published on or after the international filing date
- *L* document which may throw doubts on priority claim(s) or which is cited to establish the publication date of another citation or other special reason (as specified)
- *O* document referring to an oral disclosure, use, exhibition or other means
- *P* document published prior to the international filing date but later than the priority date claimed

- *T* later document published after the international filing date or priority date and not in conflict with the application but cited to understand the principle or theory underlying the invention
- *X* document of particular relevance; the claimed invention cannot be considered novel or cannot be considered to involve an inventive step when the document is taken alone
- *Y* document of particular relevance; the claimed invention cannot be considered to involve an inventive step when the document is combined with one or more other such documents, such combination being obvious to a person skilled in the art.
- *&* document member of the same patent family

Date of the actual completion of the international search

8 July 2004

Date of mailing of the international search report

21/07/2004

Name and mailing address of the ISA

European Patent Office, P.B. 5818 Patentlaan 2
NL - 2280 HV Rijswijk
Tel. (+31-70) 340-2040, Tx. 31 651 epo nl,
Fax: (+31-70) 340-3016

Authorized officer

Klaes, D

INTERNATIONAL SEARCH REPORT

International Application No
PCT/IB2004/001323

Patent document cited in search report		Publication date	Patent family member(s)		Publication date
WO 03008068	A	30-01-2003	EP	1406716 A1	14-04-2004
			WO	03008068 A1	30-01-2003
EP 0626199	A	30-11-1994	EP	0626199 A2	30-11-1994
			JP	7048112 A	21-02-1995
US 4481958	A	13-11-1984	EP	0074201 A2	16-03-1983