



US00D700950S

(12) **United States Design Patent**  
**Wortley et al.**

(10) **Patent No.:** **US D700,950 S**

(45) **Date of Patent:** **\*\* Mar. 11, 2014**

(54) **APPLICATOR**

(71) Applicants: **Russell B. Wortley**, Kenosha, WI (US);  
**Michael E. Klinkhammer**, Racine, WI  
(US); **Douglas A. Soller**, Racine, WI  
(US); **William J. Rice**, Antioch, IL (US);  
**Tanya M. Jacobs**, Deforest, WI (US)

(72) Inventors: **Russell B. Wortley**, Kenosha, WI (US);  
**Michael E. Klinkhammer**, Racine, WI  
(US); **Douglas A. Soller**, Racine, WI  
(US); **William J. Rice**, Antioch, IL (US);  
**Tanya M. Jacobs**, Deforest, WI (US)

(73) Assignee: **S.C. Johnson & Son, Inc.**, Racine, WI  
(US)

(\*\*) Term: **14 Years**

(21) Appl. No.: **29/464,156**

(22) Filed: **Aug. 13, 2013**

**Related U.S. Application Data**

(62) Division of application No. 29/424,853, filed on Jun.  
15, 2012, now Pat. No. Des. 690,793.

(51) **LOC (10) Cl.** ..... **23-01**

(52) **U.S. Cl.**  
USPC ..... **D23/208**

(58) **Field of Classification Search**  
USPC ..... D23/207, 208; D9/424; 206/0.5; 4/223,  
4/225.1, 227.1, 227.2; 239/34, 53;  
510/191, 192

See application file for complete search history.

(56) **References Cited**

**U.S. PATENT DOCUMENTS**

3,386,793 A 6/1968 Stanton  
3,424,380 A 1/1969 Curran  
3,618,143 A 11/1971 Hill et al.  
3,860,348 A 1/1975 Doyle  
4,040,515 A 8/1977 Hessel et al.  
4,254,871 A 3/1981 Poore

4,362,000 A 12/1982 Poore  
D293,263 S 12/1987 Ronayne  
4,963,045 A 10/1990 Willcox  
5,019,346 A 5/1991 Richter et al.  
5,312,624 A 5/1994 Richter et al.  
D400,642 S 11/1998 Morice et al.  
6,037,319 A 3/2000 Dickler et al.  
6,136,776 A 10/2000 Dickler et al.  
D436,532 S 1/2001 Richardson  
6,378,274 B1 4/2002 Harbour  
6,499,597 B2 12/2002 Edwards et al.  
D479,097 S 9/2003 Willis  
6,667,286 B1 12/2003 Dettinger et al.  
6,898,921 B2 5/2005 Duffield  
6,948,193 B2 9/2005 Hsu  
7,105,478 B2 9/2006 Guzman et al.

(Continued)

**FOREIGN PATENT DOCUMENTS**

EP 2141221 A1 1/2010  
EP 1901972 B1 3/2010

(Continued)

**OTHER PUBLICATIONS**

PCT/US2011/001411 International Search Report dated Nov. 30,  
2011.

*Primary Examiner* — Robin V Webster

(57) **CLAIM**

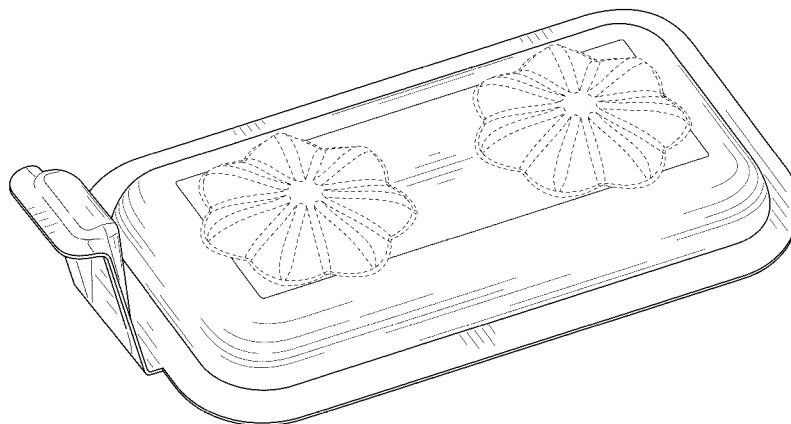
The ornamental design for an applicator, as shown and  
described.

**DESCRIPTION**

FIG. 1 is a top, front, left perspective view of an applicator  
showing our new design;  
FIG. 2 is a front view thereof;  
FIG. 3 is a rear view thereof;  
FIG. 4 is a right side view thereof;  
FIG. 5 is a left side view thereof; and,  
FIG. 6 is a top view thereof.

The broken lines are for environmental purposes only and  
form no part of the claimed design.

**1 Claim, 4 Drawing Sheets**



(56)

**References Cited**

## U.S. PATENT DOCUMENTS

7,108,440 B1 9/2006 Gruenbacher et al.  
 7,189,686 B2 3/2007 Burt et al.  
 7,243,798 B2 7/2007 Buss  
 7,273,841 B2 9/2007 Colurciello et al.  
 7,424,797 B2 9/2008 Duffield  
 7,448,496 B2 11/2008 Williams-Hartman  
 7,469,519 B2 12/2008 Barthel et al.  
 7,520,406 B2 4/2009 Jaichandra et al.  
 7,625,856 B2 12/2009 Burt et al.  
 D623,798 S 9/2010 Huynh  
 D628,675 S 12/2010 Newman et al.  
 2002/0195369 A1 12/2002 Bergman  
 2004/0011693 A1 1/2004 Prenger et al.  
 2004/0065679 A1 4/2004 Peuker et al.  
 2006/0213801 A1 9/2006 Karaoren et al.  
 2006/0260973 A1 11/2006 Macinnes et al.  
 2007/0053737 A1 3/2007 Morris et al.

2008/0003052 A1 1/2008 Lee et al.  
 2008/0057020 A1 3/2008 Evers et al.  
 2008/0058239 A1 3/2008 Evers et al.  
 2008/0058240 A1 3/2008 Evers et al.  
 2008/0058241 A1 3/2008 Sarcinelli et al.  
 2008/0092282 A1 4/2008 Altmann et al.  
 2008/0099041 A1 5/2008 Evers et al.  
 2008/0255017 A1 10/2008 Dettinger et al.  
 2008/0313795 A1 12/2008 Lu  
 2009/0188831 A1 7/2009 Blackman  
 2009/0194451 A1 8/2009 Leiner et al.  
 2009/0235443 A1 9/2009 Arora et al.  
 2012/0037301 A1 2/2012 Rice et al.  
 2013/0095238 A1 4/2013 Delgigante et al.

## FOREIGN PATENT DOCUMENTS

EP 2281756 A1 2/2011  
 WO WO2003097947 A1 11/2003  
 WO WO2012017276 A1 2/2012  
 WO WO2013054124 4/2013

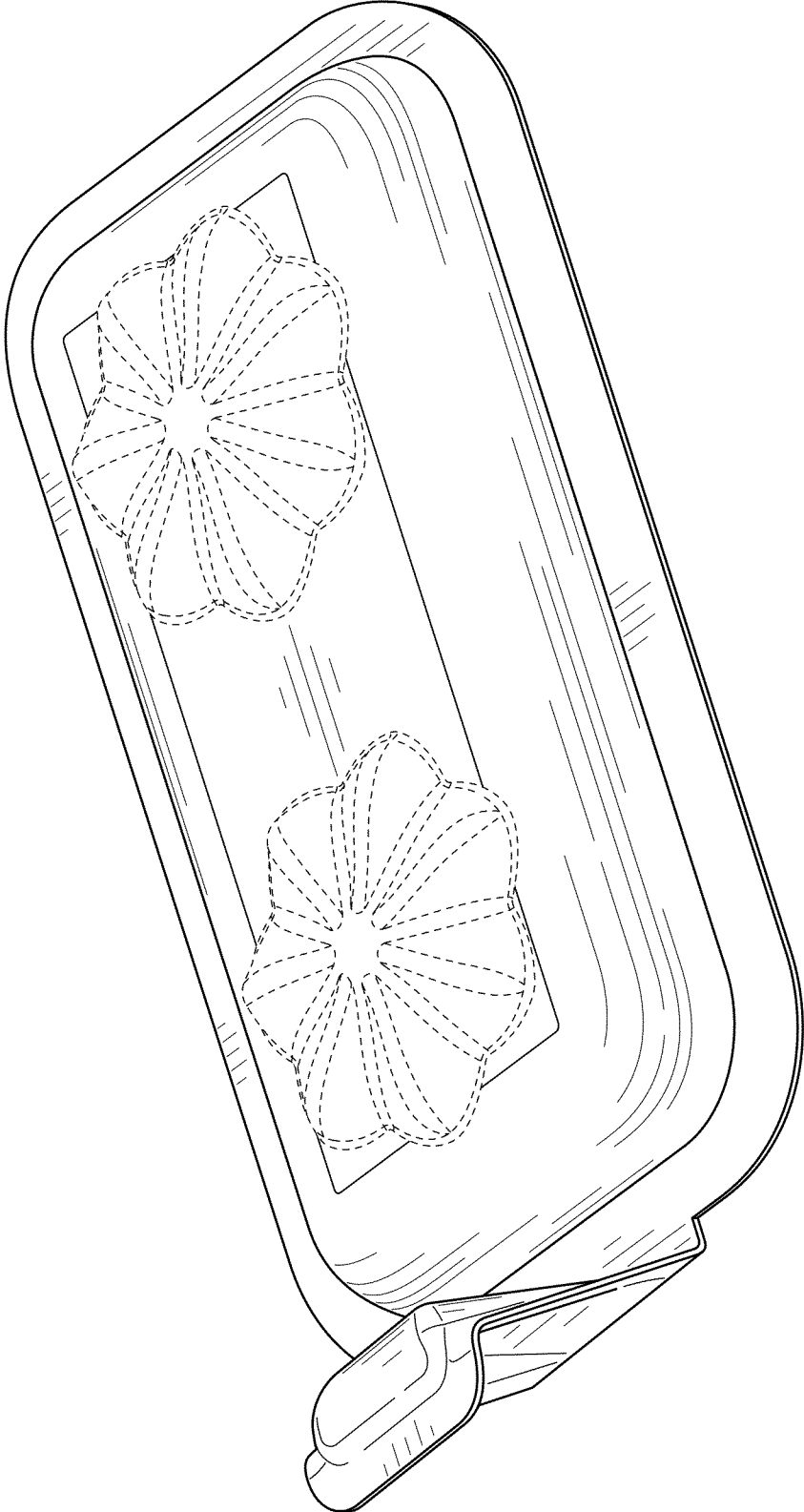


FIG. 1

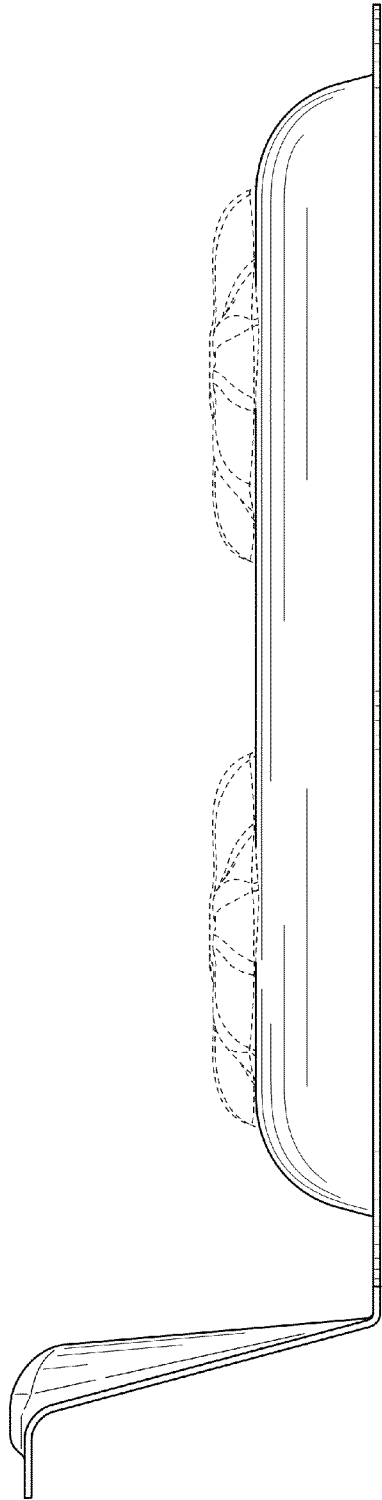


FIG. 2

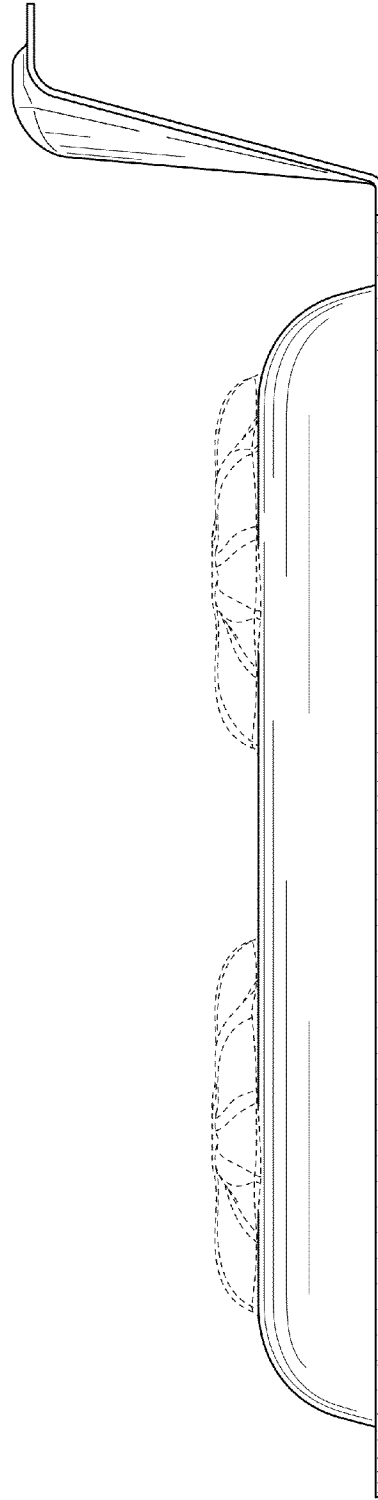


FIG. 3

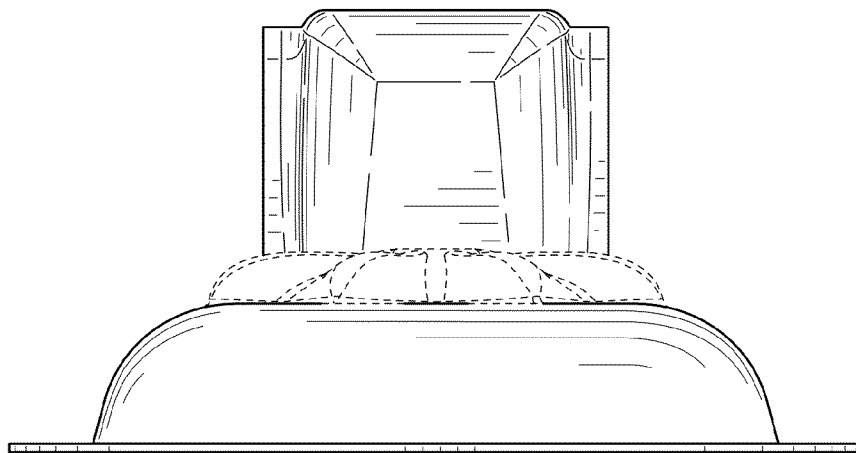


FIG. 4




FIG. 5

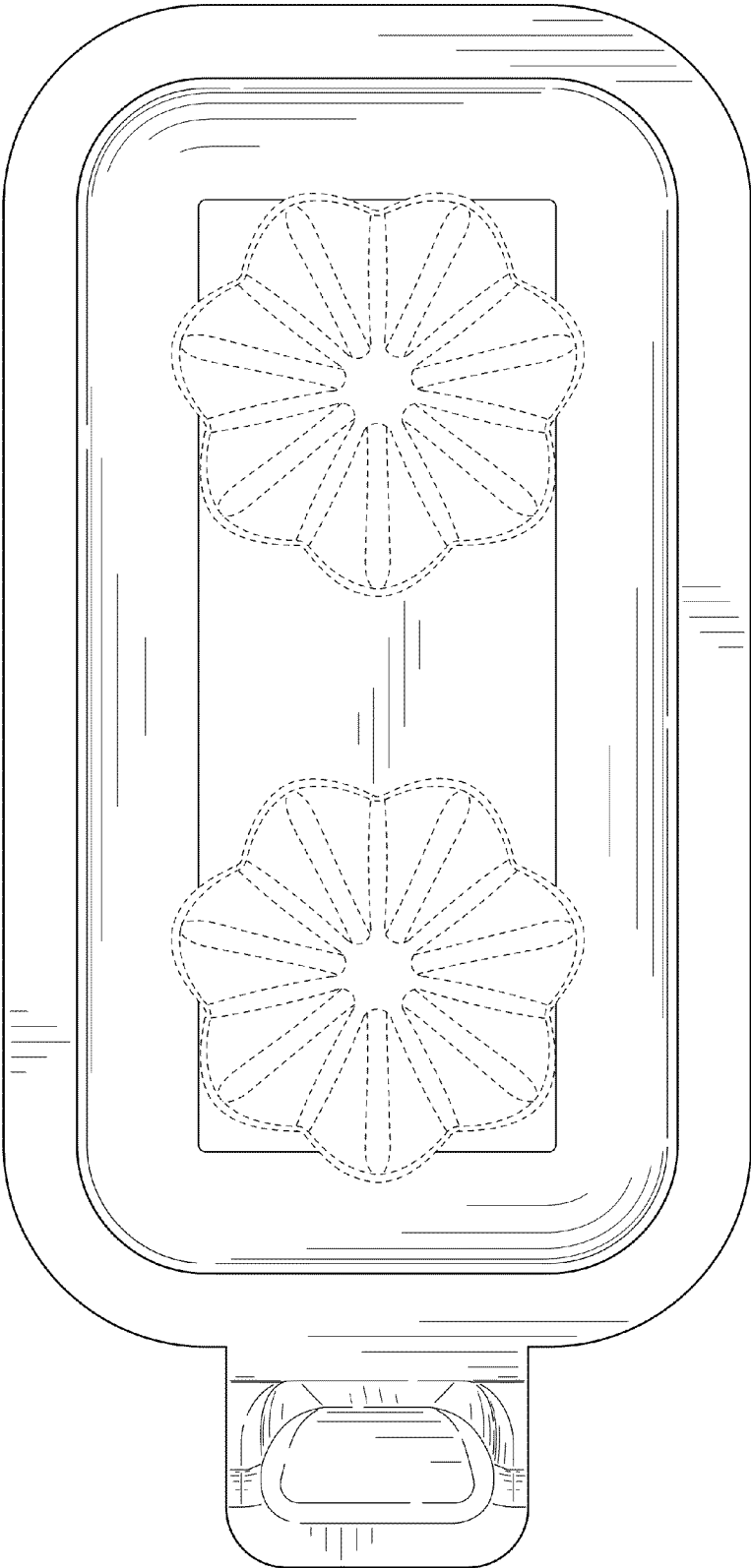


FIG. 6