

No. 750,186.

PATENTED JAN. 19, 1904.

E. GRAHAM.  
TROUSERS CREASER AND PRESSER.

APPLICATION FILED JUNE 2, 1903.

NO MODEL.

FIG 1

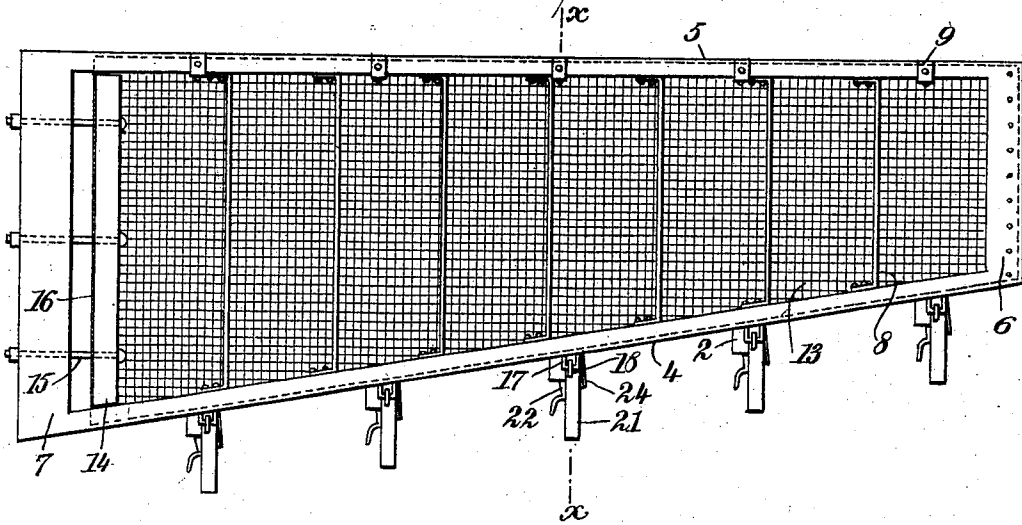


FIG 2

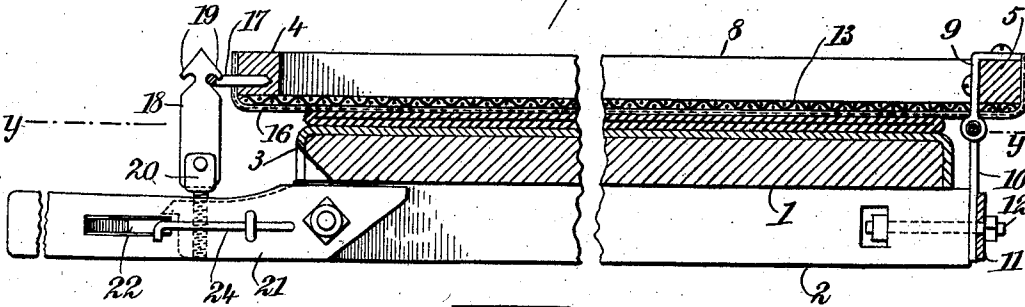
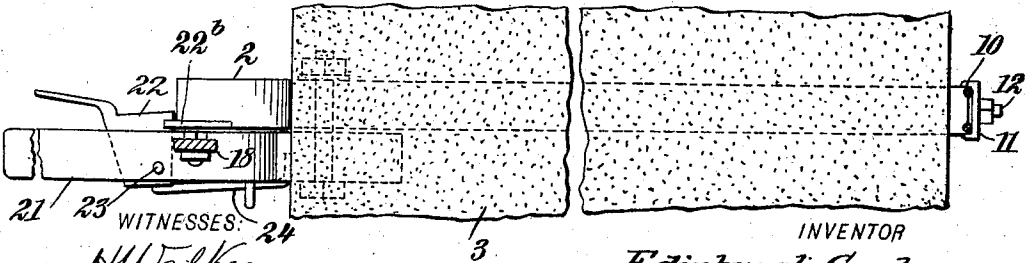


FIG 3



WITNESSES:  
*H. Walker*  
*C. R. Ferguson*

INVENTOR  
*Edinburgh Graham*  
 BY *Munn*  
 ATTORNEYS.

# UNITED STATES PATENT OFFICE.

EDINBURGH GRAHAM, OF ORANGEBURG, SOUTH CAROLINA.

## TROUSERS CREASER AND PRESSER.

SPECIFICATION forming part of Letters Patent No. 750,186, dated January 19, 1904.

Application filed June 2, 1903. Serial No. 159,813. (No model.)

*To all whom it may concern:*

Be it known that I, EDINBURGH GRAHAM, a citizen of the United States, and a resident of Orangeburg, in the county of Orangeburg and State of South Carolina, have invented a new and Improved Trousers Creaser and Presser, of which the following is a full, clear, and exact description.

This invention relates to improvements in devices for creasing and pressing the legs of trousers, an object being to provide a device for this purpose of simple construction that may be operated by any one and that will form a lasting crease without employing a hot iron.

I will describe a trousers creaser and presser embodying my invention and then point out the novel features in the appended claims.

Reference is to be had to the accompanying drawings, forming a part of this specification, in which similar characters of reference indicate corresponding parts in all the figures.

Figure 1 is a plan view of a trousers creaser and presser embodying my invention. Fig. 2 is a section on the line *xx* of Fig. 1, and Fig. 3 is a section on the line *yy* of Fig. 2.

Referring to the drawings, 1 designates a bed-plate secured to cross-bars 2, and this bed-plate is preferably provided with a covering 3, of any suitable fabric. Mounted to swing relatively to the bed-plate is a frame consisting of the side members 4 5 and the end members 6 7. This frame gradually diminishes in width, so as to approximate the shape of the trousers-legs, and it is braced by cross-bars 8, secured to the side members at suitable distances apart. Attached to the frame are hinge members 9, engaging with hinge members 10, secured to the ends of the cross-bars 2. These members 10 are in the form of loops or yokes and are adjustable vertically, so that the distance between the frame and the bed-plate may be regulated as desired. As here shown, the hinge members 10 are secured to the ends of the cross-bars by clamping-plates 11 and bolts 12.

Arranged in the frame is an open-mesh material 13—such, for instance, as wire-netting or woven fiber. This material is secured at one end to the end rail or member 6 and at the other end to a bar or member 14, which

is connected, by means of bolts 15, to the end members 7 of the frame. By this arrangement the screen material 13 may be stretched when found necessary. Secured to the frame and extended underneath the material 13 is a thin fabric 16—such, for instance, as cotton cloth. At the side of the frame opposite the hinges are locking devices consisting of staples 17, secured in the frame 4 and designed to be engaged by latch-plates 18, having hook members 19 on opposite sides. Each plate 18 has swinging connection with a screw-rod 20, adjustable in a block 21, pivotally connected to the cross-bar 2. By attaching the plate 18 to a screw it may be adjusted, and by providing two hook members either one may be engaged with a staple. This will of course depend upon the adjusted position of the latch-plate. Each block 21 extends outward to form a handle, and mounted in each block 21 is a stop-plate 22, designed to engage against the end of the cross-bars 2, in each of which is a strike-plate to receive a stop-plate 22', which holds the block from upward movement when the device is in use. This plate 22 extends through an opening in the block and is attached by a pivot 23, the plate being held yieldingly against the end of the cross-bar by means of a spring 24.

In operation the trousers are first to be dampened and straightened out on the bed-plate 1, after which the swinging portion is brought down on the trousers and locked by the latch-plates. To engage the latch-plates with the staples, the plates 22 are to be swung outward slightly, so as to permit but a slight upward movement of the blocks 21, when the hook members 19 may be engaged over the staples. Then the blocks are to be forced downward and the plates 22 released, so that they may be forced into engagement with the ends of the cross-bars 2. The device containing the trousers may then be placed near a stove or other heating device or placed out of doors in the sun. The thin material 16 and the open-mesh material 13 will permit the moisture to evaporate. After remaining in the device for a short time—say an hour—the trousers may be removed and will be found nicely pressed and creased.

Having thus described my invention, I claim as new and desire to secure by Letters Patent—

1. A trousers-creaser, comprising a bed-plate, a frame mounted to swing relatively to the bed-plate, and an open-mesh material held in said frame.
2. A trousers-creaser, comprising a bed-plate, a frame mounted to swing relatively to the bed-plate, an open-mesh material held in the frame, and a thin fabric secured to the frame and passing underneath the open-mesh material.
3. A trousers creaser and presser, comprising a bed-plate, a frame, open-mesh material held in the frame, adjustable hinge connections between the frame and bed-plate, and adjustable locking devices for locking the frame in position over the bed-plate.
4. In a trousers creaser and presser, a bed-plate, cross-bars on the under side of the bed-plate, a frame, an open-mesh material carried by the frame, hinge connections between said frame and said cross-bars, swinging blocks on the cross-bars, latch-plates having adjustable connection with said blocks, devices on the

frame for engaging with said latch-plates, and spring-pressed stop-plates pivoted to the blocks for engaging with the ends of the cross-bars.

5. A trousers-creaser, comprising two members having swinging connection, and locking devices consisting of plates having hook portions at opposite sides, and swinging blocks on one of the members, the said plates having swinging and adjustable connection with said blocks.

6. A trousers-creaser, comprising a bed-plate, a fabric covering thereon, a frame mounted to swing relatively to the bed-plate, means for locking the frame in closed position, an adjustable bar in the frame, and an open-mesh material secured at one end to said bar and at the other end to the frame.

In testimony whereof I have signed my name to this specification in the presence of two subscribing witnesses.

EDINBURGH GRAHAM.

Witnesses:

JOHN LAIRD,  
A. T. McEWEN.