



US00D528607S

(12) **United States Design Patent**  
**Sugden**

(10) **Patent No.:** **US D528,607 S**

(45) **Date of Patent:** **\*\* Sep. 19, 2006**

(54) **MANIPULABLE PUZZLE CUBE**

6,439,571 B1 \* 8/2002 Wilson ..... 273/157 R  
D495,378 S \* 8/2004 Sugden ..... D21/478

(76) Inventor: **Martin James Sugden**, 2578  
Concession Road 3, RR 1Palgrave,  
Ontario (CA), L0N 1P0

**OTHER PUBLICATIONS**

U.S. Toy(R) Company, Inc. Fall/Winter 2003, p. 89: Magic  
Cube Puzzle shown in top row.\*

(\*\*) Term: **14 Years**

\* cited by examiner

(21) Appl. No.: **29/234,800**

*Primary Examiner*—Catherine Tuttle

(22) Filed: **Jul. 25, 2005**

(74) *Attorney, Agent, or Firm*—Bereskin & Parr; Timothy  
Sinnott

(30) **Foreign Application Priority Data**

Feb. 21, 2005 (CA) ..... 110146

(57) **CLAIM**

(51) **LOC (8) Cl.** ..... **21-01**

The ornamental design for a manipulable puzzle cube, as  
shown and described.

(52) **U.S. Cl.** ..... **D21/478**

(58) **Field of Classification Search** ..... D21/478–480;  
273/153 R, 156, 157 R, 160, 153 S  
See application file for complete search history.

**DESCRIPTION**

(56) **References Cited**

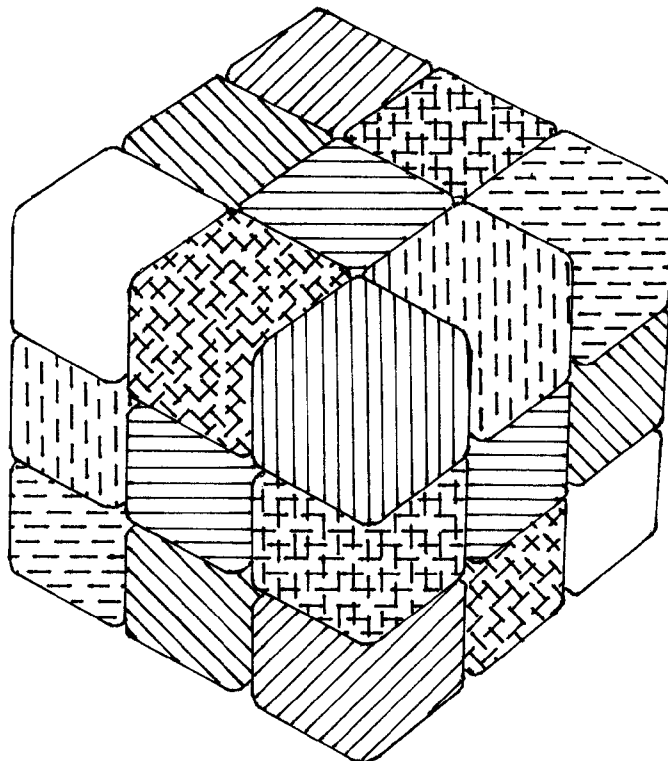
**U.S. PATENT DOCUMENTS**

- 3,222,072 A \* 12/1965 Dreyer ..... 273/157 R
- 3,690,672 A \* 9/1972 Dreyer ..... 273/155
- 4,405,131 A \* 9/1983 Horvath ..... 273/153 S
- 4,474,371 A \* 10/1984 Silbermintz ..... 273/153 S
- 4,863,172 A \* 9/1989 Rosenwinkel et al. ... 273/153 S
- 5,302,148 A \* 4/1994 Heinz ..... 446/119
- 6,186,860 B1 \* 2/2001 Liao ..... 446/486

FIG. 1 is a front perspective view of a manipulable puzzle  
cube showing my new design;  
FIG. 2 is a rear perspective view thereof;  
FIG. 3 is a left side elevational view thereof;  
FIG. 4 is a front elevational view thereof;  
FIG. 5 is a right side elevational view thereof;  
FIG. 6 is a rear elevational view thereof;  
FIG. 7 is a top plan view thereof; and,  
FIG. 8 is a bottom plan view thereof.

The drawings are lined to indicate a color contrast.

**1 Claim, 2 Drawing Sheets**



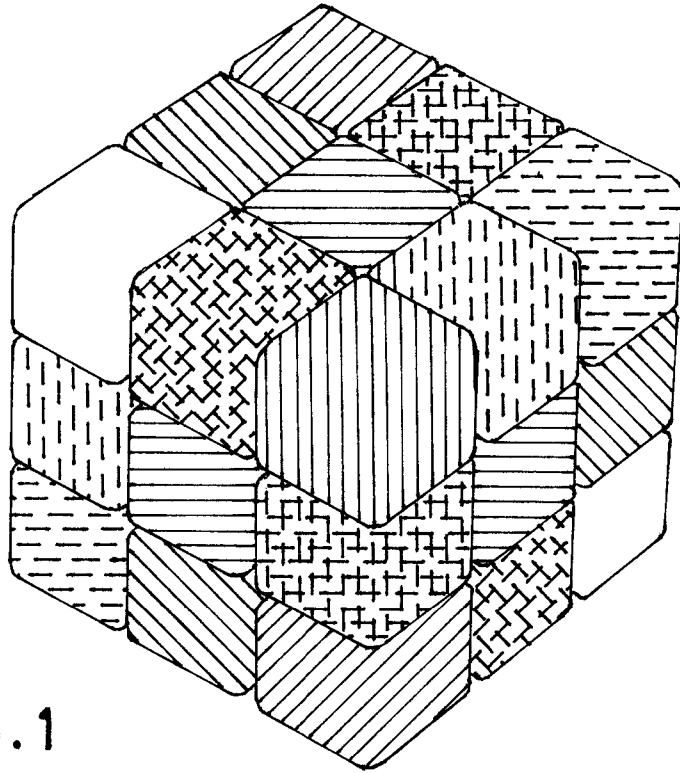


FIG. 1

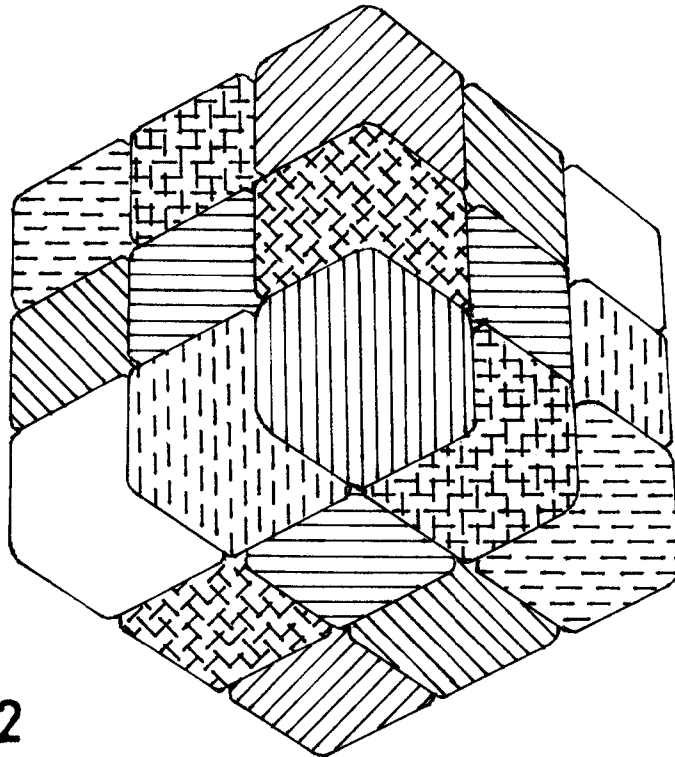


FIG. 2

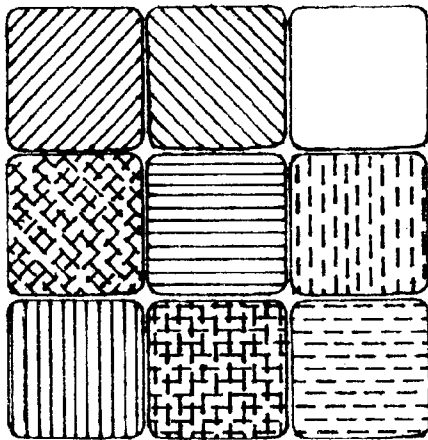


FIG. 3

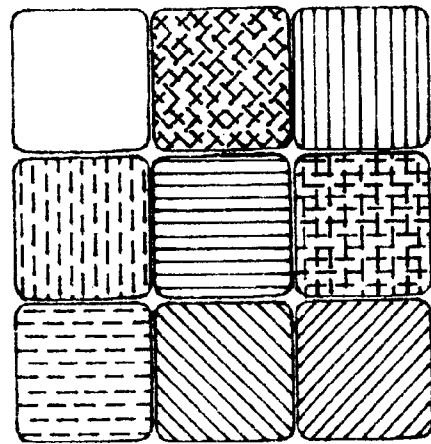


FIG. 4

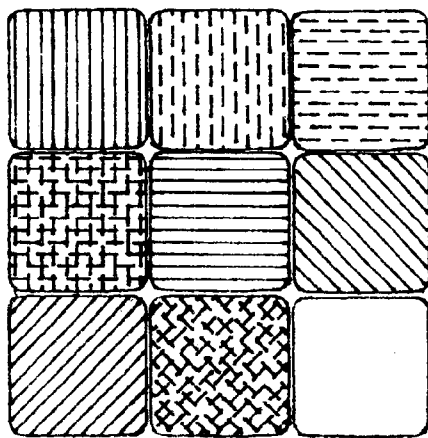


FIG. 5

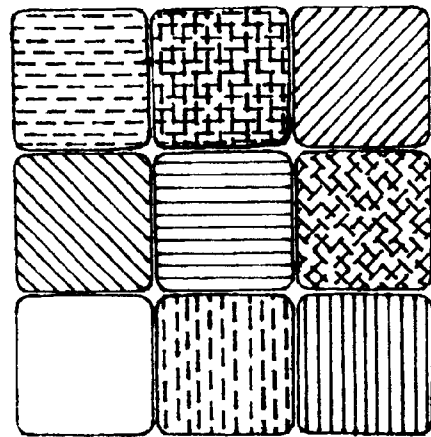


FIG. 6

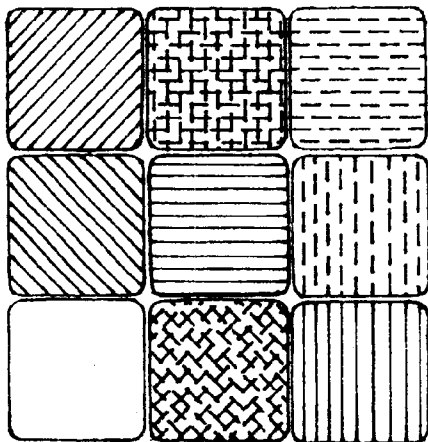


FIG. 7




FIG. 8