

W. Weis,

Making Cigar Bunches.

No. 109,280.

Patented Nov. 15, 1870.

Fig. 1.




Fig. 2.

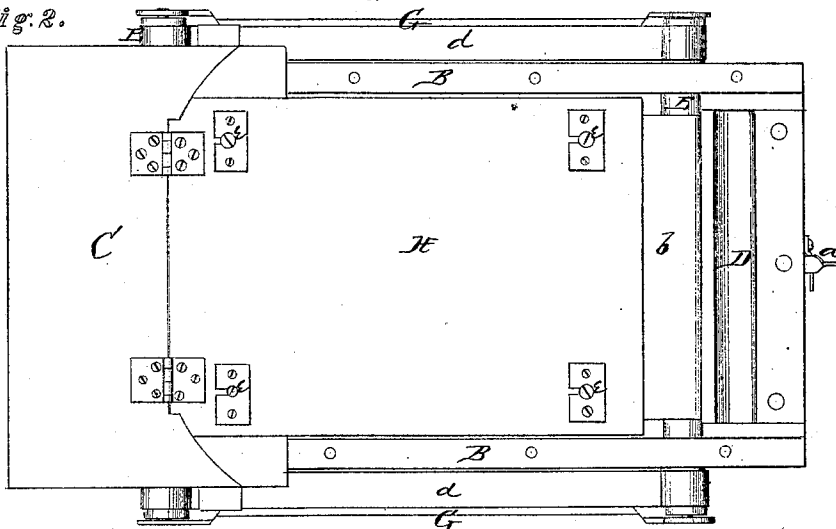


Fig. 3.

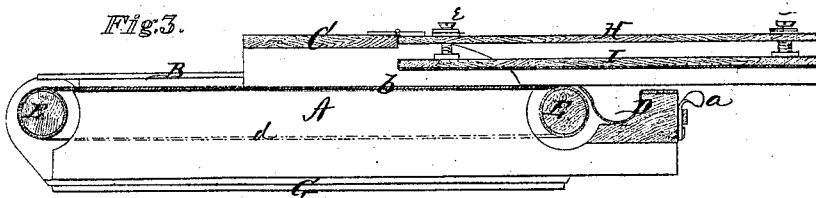



Fig. 4.



Witnesses:
Chas. Kenyon,
Edw. P. Masi.

Inventor
Wendelin Weis
Chippin & Hosmer & Co.
Attys.

United States Patent Office.

WENDELIN WEIS, OF ST. PAUL, MINNESOTA.

Letters Patent No. 109,280, dated November 15, 1870.

IMPROVEMENT IN MACHINES FOR MAKING CIGAR-BUNCHES.

The Schedule referred to in these Letters Patent and making part of the same.

To all whom it may concern:

Be it known that I, WENDELIN WEIS, of Saint Paul, in the county of Ramsey and State of Minnesota, have invented a new and valuable Improvement in Cigar-Bunch Machines; and I do hereby declare that the following is a full, clear, and exact description of the construction and operation of the same, reference being had to the annexed drawing making a part of this specification, and to the letters and figures of reference marked thereon.

Figure 1 of the drawing is a representation of my machine in side view;

Figure 2 is a plan view;

Figure 3, a longitudinal vertical section; and

Figure 4, a front view of the same.

The nature of my invention consists in the construction and arrangement of a machine for making cigar-bunches, as will be hereinafter fully set forth.

In order to enable others skilled in the art to which my invention appertains to make and use the same, I will now proceed to describe its construction and operation.

A represents the bed of my machine, provided on two sides of the upper surface with T-shaped bars B B, which form guides for a cross-head, C, to slide back and forward upon.

At the front end of the bed A is inserted a trough, D, which is held by a button, *a*, in front, as shown.

In a recess or groove formed in the bed A, immediately in rear of the trough D, is placed a roller, E, running across and beyond both sides of the bed, under the guides B.

At the rear end of the bed is a similar roller. Both of these rollers have their journal-bearings in metallic frames G, projecting from the sides of the bed A.

On the two rollers E E is rolled oil-cloth *b*, which extends over the entire bed A, and rests on the same.

On the projecting ends of the said rollers are wound straps *d d*, to which the cross-head C is attached, so that when the rollers E are revolved the oil-cloth *b* on the bed will move in one direction while the cross-head moves in the opposite one.

To the front edge of the cross-head C is hinged the cover H, which is provided on its under side with an adjustable plate, I, covered on the under side with oil-cloth.

This plate is made adjustable to or from the bed by means of set-screws *e e* passing through the cover H.

To make cigar-bunches, the "binder" is first spread over the trough D, and then the "fillers" are put on the binder and pressed into the trough.

The longest part of the binder is laid on the oil-cloth *b*, and the short end, which is toward the operator, is then turned over the fillers, and then taken from the cloth and laid on the oil-cloth. The cover or top H is then turned down and pressed down on the bunch, and pushed from the operator when the bunch is ready. The motion of the cover and oil-cloth will keep the bunch stationary while rolling it up.

The set-screws *e e* raise or lower the plate I to suit the size of the trough, while the trough itself is readily removed, and a larger or smaller one put in, according to the size of cigar to be made.

Having thus fully described my invention,

What I claim as new, and desire to secure by Letters Patent, is—

1. The cover or top H, provided with screws *e e*, and adjustable plate I, and hinged to the cross-head C, substantially as and for the purposes herein set forth.

2. The combination of the bed A, guides B, cross-head C, trough D, rollers E, oil-cloth *b*, belts *d*, cover H, and plate I, all constructed and arranged to operate substantially as and for the purposes herein set forth.

In testimony that I claim the above, I have hereto subscribed my name in the presence of two witnesses.

WENDELIN WEIS.

Witnesses:

G. SIEGENTHALER,
J. D. O'BRIEN.