



(51) International Patent Classification:

D04H3/00 (2012.01) *D01F 1/10* (2006.01)
B08B 1/00 (2006.01) *CUD 17/00* (2006.01)

(21) International Application Number:

PCT/US20 13/0200 10

(22) International Filing Date:

3 January 2013 (03.01.2013)

(25) Filing Language:

English

(26) Publication Language:

English

(30) Priority Data:

61/583,018 4 January 2012 (04.01.2012) US

(71) Applicant: **THE PROCTER & GAMBLE COMPANY**
[US/US]; One Procter & Gamble Plaza, Cincinnati, Ohio
45202 (US).

(72) Inventors: **DREHER, Andreas, Josef**; 649 Evening Star
Lane, Cincinnati, Ohio 45220 (US). **SIVIK, Mark,
Robert**; 4424 Village Ridge Drive, Mason, Ohio 45040-
6616 (US). **HAMAD-EBRAHIMPOUR, Alyssandrea,
Hope**; 8880 Sandymar Drive, Cincinnati, Ohio 45242
(US). **GORDON, Gregory, Charles**; 6340 Gallaher Court,
Loveland, Ohio 45140 (US). **CROLL, Brian, Patrick**;
961 Pond Ridge Circle, Hamilton, Ohio 45013 (US).
TROKHAN, Paul, Dennis; 1356 Warvel Road, Hamilton,
Ohio 45013 (US). **WEISMAN, Paul, Thomas**; 10435
Rachel Anne Court, Cincinnati, Ohio 45241 (US).

(74) Agent: **GUFFEY, Timothy B.**; c/o The Procter & Gamble
Company, Global Patent Services, 299 East 6th Street, Sy-
camore Building, 4th Floor, Cincinnati, Ohio 45202 (US).

(81) Designated States (*unless otherwise indicated, for every
kind of national protection available*): AE, AG, AL, AM,
AO, AT, AU, AZ, BA, BB, BG, BH, BN, BR, BW, BY,
BZ, CA, CH, CL, CN, CO, CR, CU, CZ, DE, DK, DM,
DO, DZ, EC, EE, EG, ES, FI, GB, GD, GE, GH, GM, GT,
HN, HR, HU, ID, IL, IN, IS, JP, KE, KG, KM, KN, KP,
KR, KZ, LA, LC, LK, LR, LS, LT, LU, LY, MA, MD,
ME, MG, MK, MN, MW, MX, MY, MZ, NA, NG, NI,
NO, NZ, OM, PA, PE, PG, PH, PL, PT, QA, RO, RS, RU,
RW, SC, SD, SE, SG, SK, SL, SM, ST, SV, SY, TH, TJ,
TM, TN, TR, TT, TZ, UA, UG, US, UZ, VC, VN, ZA,
ZM, ZW.

(84) Designated States (*unless otherwise indicated, for every
kind of regional protection available*): ARIPO (BW, GH,
GM, KE, LR, LS, MW, MZ, NA, RW, SD, SL, SZ, TZ,
UG, ZM, ZW), Eurasian (AM, AZ, BY, KG, KZ, RU, TJ,
TM), European (AL, AT, BE, BG, CH, CY, CZ, DE, DK,
EE, ES, FI, FR, GB, GR, HR, HU, IE, IS, IT, LT, LU, LV,
MC, MK, MT, NL, NO, PL, PT, RO, RS, SE, SI, SK, SM,
TR), OAPI (BF, BJ, CF, CG, CI, CM, GA, GN, GQ, GW,
ML, MR, NE, SN, TD, TG).

Published:

— with international search report (Art. 21(3))

(54) Title: FIBROUS STRUCTURES COMPRISING PARTICLES AND METHODS FOR MAKING SAME

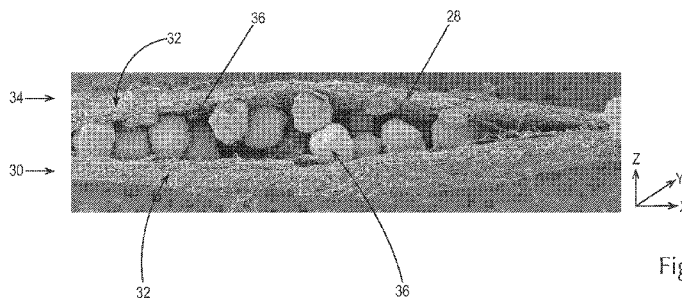


Fig. 5

(57) Abstract: Fibrous structures containing one or more particles, and methods for making same are provided.



FIBROUS STRUCTURES COMPRISING PARTICLES AND METHODS FOR MAKING SAME

5 FIELD OF THE INVENTION

The present invention relates to fibrous structures, more particularly to fibrous structures comprising one or more particles, and methods for making same.

BACKGROUND OF THE INVENTION

10 Fibrous structures comprising particles are known in the art. For example, as shown in Fig. 1, a water-insoluble polypropylene filament-containing fibrous structure 10 comprising polypropylene filaments 12 and pulp fibers 14 is known in the art. In addition, as shown in Fig. 2, a water-insoluble starch filament-containing fibrous structure 16 comprising crosslinked, water-insoluble starch filaments 18 and pulp fibers 14 is known in the art. Further, as shown in Fig. 3, a
15 water-insoluble starch filament-containing fibrous structure 16 comprising crosslinked, water-insoluble starch filaments 18 and water-insoluble particles 20 such as surfactant-coated polyolefin particles, surfactant-coated polyester particles and/or an aluminum silicate particles is also known. Further yet, Fig. 4 illustrates a fibrous structure 22 comprising water-insoluble thermoplastic polymer filaments 24 and water-insoluble organic and/or mineral particles 26.

20 However, consumers still desire new and improved fibrous structures comprising fibrous elements, such as filaments, for example water-soluble filaments and/or fibrous elements that comprise one or more active agents, and particles, such as active agent-containing particles, for example water-soluble, active agent-containing particles and/or water-insoluble particles.

25 The problem faced by formulators of fibrous structures is that consumers of fibrous structures desire more and different performance and/or properties from fibrous structures, especially fibrous structures that comprise particles.

In light of the foregoing, it is clear that there is a need for new fibrous structures that meet consumers' expectations in various applications.

30 SUMMARY OF THE INVENTION

The present invention fulfills the need described above by providing novel fibrous structures comprising particles.

In one example of the present invention, a fibrous structure comprising a plurality of fibrous elements and one or more water-soluble, active agent-containing particles, is provided.

In another example of the present invention, a fibrous structure comprising a plurality of fibrous elements comprising one or more active agents that are releasable from the fibrous element when exposed to conditions of intended use and one or more active agent-containing particles, is provided.

5 In still another example of the present invention, a fibrous structure comprising a plurality of fibrous elements comprising one or more active agents that are releasable from the fibrous element when exposed to conditions of intended use and one or more water-soluble, active agent-containing particles, is provided.

In yet another example of the present invention, a fibrous structure comprising a plurality of water-soluble fibrous elements and one or more active agent-containing particles, is provided.

10 In even still yet another example of the present invention, a fibrous structure comprising a plurality of fibrous elements comprising one or more active agents that are releasable from the fibrous element when exposed to conditions of intended use and one or more particles, is provided.

In even another example of the present invention, a method for making a fibrous structure, the method comprising the steps of:

- a. providing a fibrous element-forming composition comprising one or more filament-forming materials;
- b. spinning the fibrous element-forming composition into one or more fibrous elements;
- 15 c. providing one or more active agent-containing particles;
- d. associating the one or more active agent-containing particles with the one or more fibrous elements to form a fibrous structure, is provided.

Accordingly, the present invention provides fibrous structures comprising particles and methods for making such fibrous structures.

20

BRIEF DESCRIPTION OF THE DRAWINGS

Fig. 1 is a schematic representation of a prior art water-insoluble polypropylene filament-containing fibrous structure comprising pulp fibers;

25 Fig. 2 is a schematic representation of a prior art crosslinked, water-insoluble starch filament-containing fibrous structure comprising pulp fibers;

Fig. 3 is a schematic representation of a prior art crosslinked, water-insoluble starch filament-containing fibrous structure comprising water-insoluble particles;

Fig. 4 is a schematic representation of a prior art water-insoluble thermoplastic polymer filament-containing fibrous structure comprising water-insoluble organic and/or mineral particles;

5 Fig. 5 is a scanning electron microscope photograph of a cross-sectional view of an example of a fibrous structure according to the present invention;

Fig. 6 is a schematic representation of a cross-sectional view of another example of a fibrous structure according to the present invention;

10 Fig. 7 is a schematic representation of a cross-sectional view of another example of a fibrous structure according to the present invention;

Fig. 8 is a scanning electron microscope photograph of a cross-sectional view of another example of a fibrous structure according to the present invention;

Fig. 9 is a schematic representation of an example of a process for making fibrous elements of the present invention;

15 Fig. 10 is a schematic representation of an example of a die with a magnified view used in the process of Fig. 9;

Fig. 11 is a schematic representation of an example of a process for making a fibrous structure according to the present invention;

20 Fig. 12 is a schematic representation of another example of a process for making a fibrous structure according to the present invention;

Fig. 13 is a schematic representation of another example of a process for making a fibrous structure according to the present invention;

Fig. 14 is a representative image of an example of a patterned belt useful in the present invention;

25 Fig. 15 is a schematic representation of an example of a setup of equipment used in measuring dissolution according to the present invention;

Fig. 16 is a schematic representation of Fig. 15 with during the operation of the dissolution test; and

Fig. 17 is a schematic representation of a top view of Fig. 16.

30

DETAILED DESCRIPTION OF THE INVENTION

Definitions

"Fibrous structure" as used herein means a structure that comprises one or more fibrous elements and one or more particles. In one example, a fibrous structure according to the present invention means an association of fibrous elements and particles that together form a structure, such as a unitary structure, capable of performing a function.

5 The fibrous structures of the present invention may be homogeneous or may be layered. If layered, the fibrous structures may comprise at least two and/or at least three and/or at least four and/or at least five layers, for example one or more fibrous element layers, one or more particle layers and/or one or more fibrous element/particle mixture layer.

10 In one example, the fibrous structure is a multi-ply fibrous structure that exhibits a basis weight of less than 5000 g/m² as measured according to the Basis Weight Test Method described herein.

In one example, the fibrous structure of the present invention is a "unitary fibrous structure."

15 "Unitary fibrous structure" as used herein is an arrangement comprising a one or more particles and a plurality of two or more and/or three or more fibrous elements that are inter-entangled or otherwise associated with one another to form a fibrous structure. A unitary fibrous structure of the present invention may be one or more plies within a multi-ply fibrous structure. In one example, a unitary fibrous structure of the present invention may comprise three or more different fibrous elements. In another example, a unitary fibrous structure of the present invention may comprise two different fibrous elements, for example a co-formed fibrous structure, upon which a different fibrous
20 element is deposited to form a fibrous structure comprising three or more different fibrous elements.

"Fibrous element" as used herein means an elongate particulate having a length greatly exceeding its average diameter, i.e. a length to average diameter ratio of at least about 10. A fibrous element may be a filament or a fiber. In one example, the fibrous element is a single fibrous element rather than a yarn comprising a plurality of fibrous elements.

25 The fibrous elements of the present invention may be spun from a filament-forming compositions also referred to as fibrous element-forming compositions via suitable spinning process operations, such as meltblowing, spunbonding, electro-spinning, and/or rotary spinning.

30 The fibrous elements of the present invention may be monocomponent and/or multicomponent. For example, the fibrous elements may comprise bicomponent fibers and/or filaments. The bicomponent fibers and/or filaments may be in any form, such as side-by-side, core and sheath, islands-in-the-sea and the like.

"Filament" as used herein means an elongate particulate as described above that exhibits a length of greater than or equal to 5.08 cm (2 in.) and/or greater than or equal to 7.62 cm (3 in.) and/or greater than or equal to 10.16 cm (4 in.) and/or greater than or equal to 15.24 cm (6 in.).

Filaments are typically considered continuous or substantially continuous in nature. Filaments are relatively longer than fibers. Non-limiting examples of filaments include meltblown and/or spunbond filaments. Non-limiting examples of polymers that can be spun into filaments include natural polymers, such as starch, starch derivatives, cellulose, such as rayon and/or lyocell, and cellulose derivatives, hemicellulose, hemicellulose derivatives, and synthetic polymers including, but not limited to thermoplastic polymer filaments, such as polyesters, nylons, polyolefins such as polypropylene filaments, polyethylene filaments, and biodegradable thermoplastic fibers such as polylactic acid filaments, polyhydroxyalkanoate filaments, polyesteramide filaments and polycaprolactone filaments.

"Fiber" as used herein means an elongate particulate as described above that exhibits a length of less than 5.08 cm (2 in.) and/or less than 3.81 cm (1.5 in.) and/or less than 2.54 cm (1 in.).

Fibers are typically considered discontinuous in nature. Non-limiting examples of fibers include staple fibers produced by spinning a filament or filament tow of the present invention and then cutting the filament or filament tow into segments of less than 5.08 cm (2 in.) thus producing fibers.

In one example, one or more fibers may be formed from a filament of the present invention, such as when the filaments are cut to shorter lengths (such as less than 5.08 cm in length). Thus, in one example, the present invention also includes a fiber made from a filament of the present invention, such as a fiber comprising one or more filament-forming materials and one or more additives, such as active agents. Therefore, references to filament and/or filaments of the present invention herein also include fibers made from such filament and/or filaments unless otherwise noted. Fibers are typically considered discontinuous in nature relative to filaments, which are considered continuous in nature.

"Filament-forming composition" and/or "fibrous element-forming composition" as used herein means a composition that is suitable for making a fibrous element of the present invention such as by meltblowing and/or spunbonding. The filament-forming composition comprises one or more filament-forming materials that exhibit properties that make them suitable for spinning into a fibrous element. In one example, the filament-forming material comprises a polymer. In addition to one or more filament-forming materials, the filament-forming composition may comprise one or

more additives, for example one or more active agents. In addition, the filament-forming composition may comprise one or more polar solvents, such as water, into which one or more, for example all, of the filament-forming materials and/or one or more, for example all, of the active agents are dissolved and/or dispersed prior to spinning a fibrous element, such as a filament from the
5 filament-forming composition.

In one example as shown in Fig. 5, a filament 16 of the present invention made from a filament-forming composition of the present invention is such that one or more additives 18, for example one or more active agents, may be present in the filament rather than on the filament, such as a coating composition comprising one or more active agents, which may be the same or different
10 from the active agents in the fibrous elements and/or particles. The total level of filament-forming materials and total level of active agents present in the filament-forming composition may be any suitable amount so long as the fibrous elements of the present invention are produced therefrom.

In one example, one or more additives, such as active agents, may be present in the fibrous element and one or more additional additives, such as active agents, may be present on a surface of
15 the fibrous element. In another example, a fibrous element of the present invention may comprise one or more additives, such as active agents, that are present in the fibrous element when originally made, but then bloom to a surface of the fibrous element prior to and/or when exposed to conditions of intended use of the fibrous element.

"Filament-forming material" as used herein means a material, such as a polymer or
20 monomers capable of producing a polymer that exhibits properties suitable for making a fibrous element. In one example, the filament-forming material comprises one or more substituted polymers such as an anionic, cationic, zwitterionic, and/or nonionic polymer. In another example, the polymer may comprise a hydroxyl polymer, such as a polyvinyl alcohol ("PVOH"), a partially hydrolyzed polyvinyl acetate and/or a polysaccharide, such as starch and/or a starch derivative, such
25 as an ethoxylated starch and/or acid-thinned starch, carboxymethylcellulose, hydroxypropyl cellulose, hydroxyethyl cellulose. In another example, the polymer may comprise polyethylenes and/or terephthalates. In yet another example, the filament-forming material is a polar solvent-soluble material.

"Particle" as used herein means a solid additive, such as a powder, granule, encapsulate,
30 microcapsule, and/or prill. In one example, the particle exhibits a median particle size of 1600 μm or less as measured according to the Median Particle Size Test Method described herein. In another example, the particle exhibits a median particle size of from about 1 μm to about 1600 μm and/or

from about 1 μm to about 800 μm and/or from about 5 μm to about 500 μm and/or from about 10 μm to about 300 μm and/or from about 10 μm to about 100 μm and/or from about 10 μm to about 50 μm and/or from about 10 μm to about 30 μm as measured according to the Median Particle Size Test Method described herein. The shape of the particle can be in the form of spheres, rods, plates, tubes, squares, rectangles, discs, stars, fibers or have regular or irregular random forms.

"Active agent-containing particle" as used herein means a solid additive comprising one or more active agents. In one example, the active agent-containing particle is an active agent in the form of a particle (in other words, the particle comprises 100% active agent(s)). The active agent-containing particle may exhibit a median particle size of 1600 μm or less as measured according to the Median Particle Size Test Method described herein. In another example, the active agent-containing particle exhibits a median particle size of from about 1 μm to about 1600 μm and/or from about 1 μm to about 800 μm and/or from about 5 μm to about 500 μm and/or from about 10 μm to about 300 μm and/or from about 10 μm to about 100 μm and/or from about 10 μm to about 50 μm and/or from about 10 μm to about 30 μm as measured according to the Median Particle Size Test Method described herein. In one example, one or more of the active agents is in the form of a particle that exhibits a median particle size of 20 μm or less as measured according to the Median Particle Size Test Method described herein.

In one example of the present invention, the fibrous structure comprises a plurality of particles, for example active agent-containing particles, and a plurality of fibrous elements in a weight ratio of particles, for example active agent-containing particles, to fibrous elements of 1:100 or greater and/or 1:50 or greater and/or 1:10 or greater and/or 1:3 or greater and/or 1:2 or greater and/or 1:1 or greater and/or from about 7:1 to about 1:100 and/or from about 7:1 to about 1:50 and/or from about 7:1 to about 1:10 and/or from about 7:1 to about 1:3 and/or from about 6:1 to 1:2 and/or from about 5:1 to about 1:1 and/or from about 4:1 to about 1:1 and/or from about 3:1 to about 1.5:1.

In another example of the present invention, the fibrous structure comprises a plurality of particles, for example active agent-containing particles, and a plurality of fibrous elements in a weight ratio of particles, for example active agent-containing particles, to fibrous elements of from about 7:1 to about 1:1 and/or from about 7:1 to about 1.5:1 and/or from about 7:1 to about 3:1 and/or from about 6:1 to about 3:1.

In yet another example of the present invention, the fibrous structure comprises a plurality of particles, for example active agent-containing particles, and a plurality of fibrous elements in a

weight ratio of particles, for example active agent-containing particles, to fibrous elements of from about 1:1 to about 1:100 and/or from about 1:2 to about 1:50 and/or from about 1:3 to about 1:50 and/or from about 1:3 to about 1:10.

5 In another example, the fibrous structure of the present invention comprises a plurality of particles, for example active agent-containing particles, at a basis weight of greater than 1 g/m² and/or greater than 10 g/m² and/or greater than 20 g/m² and/or greater than 30 g/m² and/or greater than 40 g/m² and/or from about 1 g/m² to about 5000 g/m² and/or to about 3500 g/m² and/or to about 2000 g/m² and/or from about 1 g/m² to about 1000 g/m² and/or from about 10 g/m² to about 400 g/m² and/or from about 20 g/m² to about 300 g/m² and/or from about 30 g/m² to about 200 g/m² and/or from about 40 g/m² to about 100 g/m² as measured by the Basis Weight Test Method described herein.

15 In another example, the fibrous structure of the present invention comprises a plurality of fibrous elements at a basis weight of greater than 1 g/m² and/or greater than 10 g/m² and/or greater than 20 g/m² and/or greater than 30 g/m² and/or greater than 40 g/m² and/or from about 1 g/m² to about 3000 g/m² and/or from about 10 g/m² to about 5000 g/m² and/or to about 3000 g/m² and/or to about 2000 g/m² and/or from about 20 g/m² to about 2000 g/m² and/or from about 30 g/m² to about 1000 g/m² and/or from about 30 g/m² to about 500 g/m² and/or from about 30 g/m² to about 300 g/m² and/or from about 40 g/m² to about 100 g/m² and/or from about 40 g/m² to about 80 g/m² as measured by the Basis Weight Test Method described herein. In one example, the fibrous structure
20 comprises two or more layers wherein fibrous elements are present in at least one of the layers at a basis weight of from about 1 g/m² to about 300 g/m².

"Additive" as used herein means any material present in the fibrous element of the present invention that is not a filament-forming material. In one example, an additive comprises an active agent. In another example, an additive comprises a processing aid. In still another example, an additive comprises a filler. In one example, an additive comprises any material present in the fibrous
25 element that its absence from the fibrous element would not result in the fibrous element losing its fibrous element structure, in other words, its absence does not result in the fibrous element losing its solid form. In another example, an additive, for example an active agent, comprises a non-polymer material.

30 In another example, an additive may comprise a plasticizer for the fibrous element. Non-limiting examples of suitable plasticizers for the present invention include polyols, copolyols, polycarboxylic acids, polyesters and dimethicone copolyols. Examples of useful polyols include,

but are not limited to, glycerin, diglycerin, propylene glycol, ethylene glycol, butylene glycol, pentylene glycol, cyclohexane dimethanol, hexanediol, 2,2,4-trimethylpentane-1,3-diol, polyethylene glycol (200-600), pentaerythritol, sugar alcohols such as sorbitol, manitol, lactitol and other mono- and polyhydric low molecular weight alcohols (e.g., C2-C8 alcohols); mono di- and oligo-saccharides such as fructose, glucose, sucrose, maltose, lactose, high fructose corn syrup solids, and dextrans, and ascorbic acid.

In one example, the plasticizer includes glycerin and/or propylene glycol and/or glycerol derivatives such as propoxylated glycerol. In still another example, the plasticizer is selected from the group consisting of glycerin, ethylene glycol, polyethylene glycol, propylene glycol, glycidol, urea, sorbitol, xylitol, maltitol, sugars, ethylene bisformamide, amino acids, and mixtures thereof

In another example, an additive may comprise a rheology modifier, such as a shear modifier and/or an extensional modifier. Non-limiting examples of rheology modifiers include but not limited to polyacrylamide, polyurethanes and polyacrylates that may be used in the fibrous elements of the present invention. Non-limiting examples of rheology modifiers are commercially available from The Dow Chemical Company (Midland, MI).

In yet another example, an additive may comprise one or more colors and/or dyes that are incorporated into the fibrous elements of the present invention to provide a visual signal when the fibrous elements are exposed to conditions of intended use and/or when an active agent is released from the fibrous elements and/or when the fibrous element's morphology changes.

In still yet another example, an additive may comprise one or more release agents and/or lubricants. Non-limiting examples of suitable release agents and/or lubricants include fatty acids, fatty acid salts, fatty alcohols, fatty esters, sulfonated fatty acid esters, fatty amine acetates, fatty amide, silicones, aminosilicones, fluoropolymers, and mixtures thereof. In one example, the release agents and/or lubricants may be applied to the fibrous element, in other words, after the fibrous element is formed. In one example, one or more release agents/lubricants may be applied to the fibrous element prior to collecting the fibrous elements on a collection device to form a fibrous structure. In another example, one or more release agents/lubricants may be applied to a fibrous structure formed from the fibrous elements of the present invention prior to contacting one or more fibrous structures, such as in a stack of fibrous structures. In yet another example, one or more release agents/lubricants may be applied to the fibrous element of the present invention and/or fibrous structure comprising the fibrous element prior to the fibrous element and/or fibrous structure contacting a surface, such as a surface of equipment used in a processing system so as to facilitate

removal of the fibrous element and/or fibrous structure and/or to avoid layers of fibrous elements and/or plies of fibrous structures of the present invention sticking to one another, even inadvertently. In one example, the release agents/lubricants comprise particulates.

In even still yet another example, an additive may comprise one or more anti-blocking and/or
5 detackifying agents. Non-limiting examples of suitable anti-blocking and/or detackifying agents include starches, starch derivatives, crosslinked polyvinylpyrrolidone, crosslinked cellulose, microcrystalline cellulose, silica, metallic oxides, calcium carbonate, talc, mica, and mixtures thereof.

"Conditions of intended use" as used herein means the temperature, physical, chemical,
10 and/or mechanical conditions that a fibrous element and/or particle and/or fibrous structure of the present invention is exposed to when the fibrous element and/or particle and/or fibrous structure is used for one or more of its designed purposes. For example, if a fibrous element and/or a particle and/or a fibrous structure comprising a fibrous element is designed to be used in a washing machine for laundry care purposes, the conditions of intended use will include those temperature, chemical,
15 physical and/or mechanical conditions present in a washing machine, including any wash water, during a laundry washing operation. In another example, if a fibrous element and/or a particle and/or a fibrous structure comprising a fibrous element is designed to be used by a human as a shampoo for hair care purposes, the conditions of intended use will include those temperature, chemical, physical and/or mechanical conditions present during the shampooing of the human's hair.
20 Likewise, if a fibrous element and/or a particle and/or a fibrous structure comprising a fibrous element is designed to be used in a dishwashing operation, by hand or by a dishwashing machine, the conditions of intended use will include the temperature, chemical, physical and/or mechanical conditions present in a dishwashing water and/or dishwashing machine, during the dishwashing operation.

"Active agent" as used herein means an additive that produces an intended effect in an environment external to a fibrous element and/or a particle and/or a fibrous structure comprising a fibrous element of the present invention, such as when the fibrous element and/or a particle and/or fibrous structure is exposed to conditions of intended use of the fibrous element and/or a particle and/or a fibrous structure comprising a fibrous element. In one example, an active agent comprises
25 an additive that treats a surface, such as a hard surface (i.e., kitchen countertops, bath tubs, toilets, toilet bowls, sinks, floors, walls, teeth, cars, windows, mirrors, dishes) and/or a soft surface (i.e., fabric, hair, skin, carpet, crops, plants,). In another example, an active agent comprises an additive
30

that creates a chemical reaction (i.e., foaming, fizzing, coloring, warming, cooling, lathering, disinfecting and/or clarifying and/or chlorinating, such as in clarifying water and/or disinfecting water and/or chlorinating water). In yet another example, an active agent comprises an additive that treats an environment (i.e., deodorizes, purifies, perfumes air). In one example, the active agent is formed in situ, such as during the formation of the fibrous element and/or particle containing the active agent, for example the fibrous element and/or particle may comprise a water-soluble polymer (e.g., starch) and a surfactant (e.g., anionic surfactant), which may create a polymer complex or coacervate that functions as the active agent used to treat fabric surfaces.

"Treats" as used herein with respect to treating a surface means that the active agent provides a benefit to a surface or environment. Treats includes regulating and/or immediately improving a surface's or environment's appearance, cleanliness, smell, purity and/or feel. In one example treating in reference to treating a keratinous tissue (for example skin and/or hair) surface means regulating and/or immediately improving the keratinous tissue's cosmetic appearance and/or feel. For instance, "regulating skin, hair, or nail (keratinous tissue) condition" includes: thickening of skin, hair, or nails (e.g., building the epidermis and/or dermis and/or sub-dermal [e.g., subcutaneous fat or muscle] layers of the skin, and where applicable the keratinous layers of the nail and hair shaft) to reduce skin, hair, or nail atrophy, increasing the convolution of the dermal-epidermal border (also known as the rete ridges), preventing loss of skin or hair elasticity (loss, damage and/or inactivation of functional skin elastin) such as elastosis, sagging, loss of skin or hair recoil from deformation; melanin or non-melanin change in coloration to the skin, hair, or nails such as under eye circles, blotching (e.g., uneven red coloration due to, e.g., rosacea) (hereinafter referred to as "red blotchiness"), sallowness (pale color), discoloration caused by telangiectasia or spider vessels, and graying hair.

In another example, treating means removing stains and/or odors from fabric articles, such as clothes, towels, linens, and/or hard surfaces, such as countertops and/or dishware including pots and pans.

"Fabric care active agent" as used herein means an active agent that when applied to a fabric provides a benefit and/or improvement to the fabric. Non-limiting examples of benefits and/or improvements to a fabric include cleaning (for example by surfactants), stain removal, stain reduction, wrinkle removal, color restoration, static control, wrinkle resistance, permanent press, wear reduction, wear resistance, pill removal, pill resistance, soil removal, soil resistance (including

soil release), shape retention, shrinkage reduction, softness, fragrance, anti-bacterial, anti-viral, odor resistance, and odor removal.

"Dishwashing active agent" as used herein means an active agent that when applied to dishware, glassware, pots, pans, utensils, and/or cooking sheets provides a benefit and/or improvement to the dishware, glassware, plastic items, pots, pans and/or cooking sheets. Non-limiting examples of benefits and/or improvements to the dishware, glassware, plastic items, pots, pans, utensils, and/or cooking sheets include food and/or soil removal, cleaning (for example by surfactants) stain removal, stain reduction, grease removal, water spot removal and/or water spot prevention, glass and metal care, sanitization, shining, and polishing.

"Hard surface active agent" as used herein means an active agent when applied to floors, countertops, sinks, windows, mirrors, showers, baths, and/or toilets provides a benefit and/or improvement to the floors, countertops, sinks, windows, mirrors, showers, baths, and/or toilets. Non-limiting examples of benefits and/or improvements to the floors, countertops, sinks, windows, mirrors, showers, baths, and/or toilets include food and/or soil removal, cleaning (for example by surfactants), stain removal, stain reduction, grease removal, water spot removal and/or water spot prevention, limescale removal, disinfection, shining, polishing, and freshening.

"Weight ratio" as used herein means the ratio between two materials on their dry basis. For example, the weight ratio of filament-forming materials to active agents within a fibrous element is the ratio of the weight of filament-forming material on a dry weight basis (g or %) in the fibrous element to the weight of additive, such as active agent(s) on a dry weight basis (g or % - same units as the filament-forming material weight) in the fibrous element. In another example, the weight ratio of particles to fibrous elements within a fibrous structure is the ratio of the weight of particles on a dry weight basis (g or %) in the fibrous structure to the weight of fibrous elements on a dry weight basis (g or % - same units as the particle weight) in the fibrous structure.

"Water-soluble material" as used herein means a material that is miscible in water. In other words, a material that is capable of forming a stable (does not separate for greater than 5 minutes after forming the homogeneous solution) homogeneous solution with water at ambient conditions.

"Ambient conditions" as used herein means $23^{\circ}\text{C} \pm 1.0^{\circ}\text{C}$ and a relative humidity of $50\% \pm 2\%$.

"Weight average molecular weight" as used herein means the weight average molecular weight as determined using gel permeation chromatography according to the protocol found in Colloids and Surfaces A. Physico Chemical & Engineering Aspects, Vol. 162, 2000, pg. 107-121.

"Length" as used herein, with respect to a fibrous element, means the length along the longest axis of the fibrous element from one terminus to the other terminus. If a fibrous element has a kink, curl or curves in it, then the length is the length along the entire path of the fibrous element from one terminus to the other terminus.

5 "Diameter" as used herein, with respect to a fibrous element, is measured according to the Diameter Test Method described herein. In one example, a fibrous element of the present invention exhibits a diameter of less than 100 μm and/or less than 75 μm and/or less than 50 μm and/or less than 25 μm and/or less than 20 μm and/or less than 15 μm and/or less than 10 μm and/or less than 6 μm and/or greater than 1 μm and/or greater than 3 μm .

10 "Triggering condition" as used herein in one example means anything, as an act or event, that serves as a stimulus and initiates or precipitates a change in the fibrous element and/or particle and/or fibrous structure of the present invention, such as a loss or altering of the fibrous element's and/or fibrous structure's physical structure and/or a release of an additive, such as an active agent therefrom. In another example, the triggering condition may be present in an environment, such as
15 water, when a fibrous element and/or particle and/or fibrous structure of the present invention is added to the water. In other words, nothing changes in the water except for the fact that the fibrous element and/or fibrous structure of the present invention is added to the water.

"Morphology changes" as used herein with respect to a fibrous element's and/or particle's morphology changing means that the fibrous element experiences a change in its physical structure.
20 Non-limiting examples of morphology changes for a fibrous element and/or particle of the present invention include dissolution, melting, swelling, shrinking, breaking into pieces, exploding, lengthening, shortening, and combinations thereof. The fibrous elements and/or particles of the present invention may completely or substantially lose their fibrous element or particle physical structure or they may have their morphology changed or they may retain or substantially retain their
25 fibrous element or particle physical structure as they are exposed to conditions of intended use.

"By weight on a dry fibrous element basis" and/or "by weight on a dry particle basis" and/or "by weight on a dry fibrous structure basis" means the weight of the fibrous element and/or particle and/or fibrous structure, respectively, measured immediately after the fibrous element and/or particle and/or fibrous structure, respectively, has been conditioned in a conditioned room at a temperature of
30 $23^{\circ}\text{C} \pm 1.0^{\circ}\text{C}$ and a relative humidity of $50\% \pm 10\%$ for 2 hours. In one example, by weight on a dry fibrous element basis and/or dry particle basis and/or dry fibrous structure basis means that the fibrous element and/or particle and/or fibrous structure comprises less than 20% and/or less than

15% and/or less than 10% and/or less than 7% and/or less than 5% and/or less than 3% and/or to 0% and/or to greater than 0% based on the dry weight of the fibrous element and/or particle and/or fibrous structure of moisture, such as water, for example free water, as measured according to the Water Content Test Method described herein.

5 "Total level" as used herein, for example with respect to the total level of one or more active agents present in the fibrous element and/or particle and/or fibrous structure, means the sum of the weights or weight percent of all of the subject materials, for example active agents. In other words, a fibrous element and/or particle and/or fibrous structure may comprise 25% by weight on a dry fibrous element basis and/or dry particle basis and/or dry fibrous structure basis of an anionic
10 surfactant, 15% by weight on a dry fibrous element basis and/or dry particle basis and/or dry fibrous structure basis of a nonionic surfactant, 10% by weight of a chelant on a dry fibrous element basis and/or dry particle basis and/or dry fibrous structure basis, and 5% by weight of a perfume a dry fibrous element basis and/or dry particle basis and/or dry fibrous structure basis so that the total level of active agents present in the fibrous element and/or particle and/or fibrous structure is greater than
15 50%; namely 55% by weight on a dry fibrous element basis and/or dry particle basis and/or dry fibrous structure basis.

"Fibrous structure product" as used herein means a solid form, for example a rectangular solid, sometimes referred to as a sheet, that comprises one or more active agents, for example a fabric care active agent, a dishwashing active agent, a hard surface active agent, and mixtures
20 thereof. In one example, a fibrous structure product of the present invention comprises one or more surfactants, one or more enzymes (such as in the form of an enzyme prill), one or more perfumes and/or one or more suds suppressors. In another example, a fibrous structure product of the present invention comprises a builder and/or a chelating agent. In another example, a fibrous structure product of the present invention comprises a bleaching agent (such as an encapsulated bleaching
25 agent).

"Different from" or "different" as used herein means, with respect to a material, such as a fibrous element as a whole and/or a filament-forming material within a fibrous element and/or an active agent within a fibrous element, that one material, such as a fibrous element and/or a filament-forming material and/or an active agent, is chemically, physically and/or structurally different from
30 another material, such as a fibrous element and/or a filament-forming material and/or an active agent. For example, a filament-forming material in the form of a filament is different from the same filament-forming material in the form of a fiber. Likewise, a starch polymer is different from a

cellulose polymer. However, different molecular weights of the same material, such as different molecular weights of a starch, are not different materials from one another for purposes of the present invention.

"Random mixture of polymers" as used herein means that two or more different filament-forming materials are randomly combined to form a fibrous element. Accordingly, two or more different filament-forming materials that are orderly combined to form a fibrous element, such as a core and sheath bicomponent fibrous element, is not a random mixture of different filament-forming materials for purposes of the present invention.

"Associate," "Associated," "Association," and/or "Associating" as used herein with respect to fibrous elements and/or particle means combining, either in direct contact or in indirect contact, fibrous elements and/or particles such that a fibrous structure is formed. In one example, the associated fibrous elements and/or particles may be bonded together for example by adhesives and/or thermal bonds. In another example, the fibrous elements and/or particles may be associated with one another by being deposited onto the same fibrous structure making belt and/or patterned belt.

"Machine Direction" or "MD" as used herein means the direction parallel to the flow of the fibrous structure through the fibrous structure making machine and/or fibrous structure product manufacturing equipment.

"Cross Machine Direction" or "CD" as used herein means the direction perpendicular to the machine direction in the same plane of the fibrous structure and/or fibrous structure product comprising the fibrous structure.

"Ply" or "Plies" as used herein means an individual fibrous structure optionally to be disposed in a substantially contiguous, face-to-face relationship with other plies, forming a multiple ply fibrous structure. It is also contemplated that a single fibrous structure can effectively form two "plies" or multiple "plies", for example, by being folded on itself.

As used herein, the articles "a" and "an" when used herein, for example, "an anionic surfactant" or "a fiber" is understood to mean one or more of the material that is claimed or described.

All percentages and ratios are calculated by weight unless otherwise indicated. All percentages and ratios are calculated based on the total composition unless otherwise indicated.

Unless otherwise noted, all component or composition levels are in reference to the active level of that component or composition, and are exclusive of impurities, for example, residual solvents or by-products, which may be present in commercially available sources.

Fibrous Structure

5 The fibrous structure of the present invention comprises a plurality of fibrous elements, for example a plurality of filaments, and one or more particles, for example one or more active agent-containing particles, such as water-soluble, active agent-containing particles.

In one example, the fibrous elements and/or particles may be arranged within the fibrous structure to provide the fibrous structure with two or more regions that comprise different active
10 agents. For example, one region of the fibrous structure may comprise bleaching agents and/or surfactants and another region of the fibrous structure may comprise softening agents.

As shown in Fig. 5, an example of a fibrous structure 28 according to the present invention comprises a first layer 30 comprising a plurality of fibrous elements 32, in this case filaments, a second layer 34 comprising a plurality of fibrous elements 32, in this case filaments, and a plurality
15 of particles 36 positioned between the first and second layers 30 and 34. A similar fibrous structure can be formed by depositing a plurality of particles on a surface of a first ply of fibrous structure comprising a plurality of fibrous elements and then associating a second ply of fibrous structure comprising a plurality of fibrous elements such that the particles are positioned between the first and second plies.

20 As shown in Fig. 6, another example of a fibrous structure 28 of the present invention comprises a first layer 30 comprising a plurality of fibrous elements 32, in this case filaments, wherein the first layer 30 comprises one or more pockets 38 (also referred to as recesses), which may be in a non-random, repeating pattern. One or more of the pockets 38 may contain one or more particles 36. The fibrous structure 28 further comprises a second layer 34 that is associated with the
25 first layer 30 such that the particles 36 are entrapped in the pockets 38. Like above, a similar fibrous structure can be formed by depositing a plurality of particles in pockets of a first ply of fibrous structure comprising a plurality of fibrous elements and then associating a second ply of fibrous structure comprising a plurality of fibrous elements such that the particles are entrapped within the pockets of the first ply. In one example, the pockets may be separated from the fibrous structure to
30 produce discrete pockets.

As shown in Fig. 7, an example of a multi-ply fibrous structure 40 of the present invention comprises a first ply 42 of a fibrous structure according to Fig. 6 above and a second ply 44 of

fibrous structure associated with the first ply 42, wherein the second ply 44 comprises a plurality of fibrous elements 32, in this case filaments, and a plurality of particles 36 dispersed, in this case randomly, in the x, y, and z axes, throughout the fibrous structure.

As shown in Fig. 8, an example of a fibrous structure 28 of the present invention comprises a plurality of fibrous elements 32, in this case filaments, and a plurality of particles 36 dispersed, in this case randomly, in the x, y, and z axes, throughout the fibrous structure 28.

Even though the fibrous element and/or fibrous structure of the present invention are in solid form, the filament-forming composition used to make the fibrous elements of the present invention may be in the form of a liquid.

In one example, the fibrous structure comprises a plurality of identical or substantially identical from a compositional perspective of fibrous elements according to the present invention. In another example, the fibrous structure may comprise two or more different fibrous elements according to the present invention. Non-limiting examples of differences in the fibrous elements may be physical differences such as differences in diameter, length, texture, shape, rigidity, elasticity, and the like; chemical differences such as crosslinking level, solubility, melting point, Tg, active agent, filament-forming material, color, level of active agent, basis weight, level of filament-forming material, presence of any coating on fibrous element, biodegradable or not, hydrophobic or not, contact angle, and the like; differences in whether the fibrous element loses its physical structure when the fibrous element is exposed to conditions of intended use; differences in whether the fibrous element's morphology changes when the fibrous element is exposed to conditions of intended use; and differences in rate at which the fibrous element releases one or more of its active agents when the fibrous element is exposed to conditions of intended use. In one example, two or more fibrous elements and/or particles within the fibrous structure may comprise different active agents. This may be the case where the different active agents may be incompatible with one another, for example an anionic surfactant (such as a shampoo active agent) and a cationic surfactant (such as a hair conditioner active agent).

In another example, the fibrous structure may exhibit different regions, such as different regions of basis weight, density and/or caliper. In yet another example, the fibrous structure may comprise texture on one or more of its surfaces. A surface of the fibrous structure may comprise a pattern, such as a non-random, repeating pattern. The fibrous structure may be embossed with an emboss pattern. In another example, the fibrous structure may comprise apertures. The apertures may be arranged in a non-random, repeating pattern.

In one example, the fibrous structure may comprise discrete regions of fibrous elements that differ from other parts of the fibrous structure.

Non-limiting examples of use of the fibrous structure of the present invention include, but are not limited to a laundry dryer substrate, washing machine substrate, washcloth, hard surface cleaning and/or polishing substrate, floor cleaning and/or polishing substrate, as a component in a battery, baby wipe, adult wipe, feminine hygiene wipe, bath tissue wipe, window cleaning substrate, oil containment and/or scavenging substrate, insect repellent substrate, swimming pool chemical substrate, food, breath freshener, deodorant, waste disposal bag, packaging film and/or wrap, wound dressing, medicine delivery, building insulation, crops and/or plant cover and/or bedding, glue substrate, skin care substrate, hair care substrate, air care substrate, water treatment substrate and/or filter, toilet bowl cleaning substrate, candy substrate, pet food, livestock bedding, teeth whitening substrates, carpet cleaning substrates, and other suitable uses of the active agents of the present invention.

The fibrous structure of the present invention may be used as is or may be coated with one or more active agents.

In one example, the fibrous structure of the present invention exhibits a dissolution time of less than 24 hours and/or less than 12 hours and/or less than 6 hours and/or less than 1 hour (3600 seconds) and/or less than 30 minutes and/or less than 25 minutes and/or less than 20 minutes and/or less than 15 minutes and/or less than 10 minutes and/or less than 5 minutes and/or greater than 1 second and/or greater than 5 seconds and/or greater than 10 seconds and/or greater than 30 seconds and/or greater than 1 minute as measured according to the Dissolution Test Method described herein.

In one example, the fibrous structure of the present invention exhibits an average dissolution time per gsm of sample of about 10 seconds/gsm (s/gsm) or less, and/or about 5.0 s/gsm or less, and/or about 3.0 s/gsm or less, and/or about 2.0 s/gsm or less, and/or about 1.8 s/gsm or less, and/or about 1.5 s/gsm or less as measured according to the Dissolution Test Method described herein.

In one example, the fibrous structure of the present invention exhibits a thickness of greater than 0.01 mm and/or greater than 0.05 mm and/or greater than 0.1 mm and/or to about 100 mm and/or to about 50 mm and/or to about 20 mm and/or to about 10 mm and/or to about 5 mm and/or to about 2 mm and/or to about 0.5 mm and/or to about 0.3 mm as measured by the Thickness Test Method described herein.

Non-limiting examples of other fibrous structures suitable for the present invention are disclosed in U.S. Provisional Patent Application Nos. 61/583,011 (P&G Attorney Docket Number

12328P) and 61/583,016 (P&G Attorney Docket Number 12329P) filed January 4, 2012 are hereby incorporated by reference herein.

Particles

The particles may be water-soluble or water-insoluble. In one example, one group of
5 particles may be water-soluble and a different group of particles may be water-insoluble. In another
example, the particles may comprise one or more active agents (in other words, the particles may
comprise active agent-containing particles). In still another example, the particles may consist
essentially of and/or consist of one or more active agents (in other words, the particles may comprise
100% or about 100% by weight on a dry particle basis of one or more active agents). In still another
10 example, the particles may comprise water-soluble particles. In yet another example, the particles
may comprise water-soluble, active agent-containing particles.

Fibrous Elements

The fibrous elements may be water-soluble or water-insoluble. In one example, the fibrous
elements comprise one or more filament-forming materials. In another example, the fibrous
15 elements comprise one or more active agents. In still another example, the fibrous elements
comprise one or more filament-forming materials and one or more active agents. In another
example, the fibrous elements may comprise water-soluble fibrous elements.

The fibrous element, such as a filament and/or fiber, of the present invention comprises one
or more filament-forming materials. In addition to the filament-forming materials, the fibrous
20 element may further comprise one or more active agents that are releasable from the fibrous element,
such as when the fibrous element and/or fibrous structure comprising the fibrous element is exposed
to conditions of intended use. In one example, the total level of the one or more filament-forming
materials present in the fibrous element is less than 80% by weight on a dry fibrous element basis
and/or dry fibrous structure basis and the total level of the one or more active agents present in the
25 fibrous element is greater than 20% by weight on a dry fibrous element basis and/or dry fibrous
structure basis.

In one example, the fibrous element of the present invention comprises about 100% and/or
greater than 95% and/or greater than 90% and/or greater than 85% and/or greater than 75% and/or
greater than 50% by weight on a dry fibrous element basis and/or dry fibrous structure basis of one
30 or more filament-forming materials. For example, the filament-forming material may comprise
polyvinyl alcohol, starch, carboxymethylcellulose, and other suitable polymers, especially hydroxyl
polymers.

In another example, the fibrous element of the present invention comprises one or more filament-forming materials and one or more active agents wherein the total level of filament-forming materials present in the fibrous element is from about 5% to less than 80% by weight on a dry fibrous element basis and/or dry fibrous structure basis and the total level of active agents present in the fibrous element is greater than 20% to about 95% by weight on a dry fibrous element basis and/or dry fibrous structure basis.

In one example, the fibrous element of the present invention comprises at least 10% and/or at least 15% and/or at least 20% and/or less than less than 80% and/or less than 75% and/or less than 65% and/or less than 60% and/or less than 55% and/or less than 50% and/or less than 45% and/or less than 40% by weight on a dry fibrous element basis and/or dry fibrous structure basis of the filament-forming materials and greater than 20% and/or at least 35% and/or at least 40% and/or at least 45% and/or at least 50% and/or at least 60% and/or less than 95% and/or less than 90% and/or less than 85% and/or less than 80% and/or less than 75% by weight on a dry fibrous element basis and/or dry fibrous structure basis of active agents.

In one example, the fibrous element of the present invention comprises at least 5% and/or at least 10% and/or at least 15% and/or at least 20% and/or less than 50% and/or less than 45% and/or less than 40% and/or less than 35% and/or less than 30% and/or less than 25% by weight on a dry fibrous element basis and/or dry fibrous structure basis of the filament-forming materials and greater than 50% and/or at least 55% and/or at least 60% and/or at least 65% and/or at least 70% and/or less than 95% and/or less than 90% and/or less than 85% and/or less than 80% and/or less than 75% by weight on a dry fibrous element basis and/or dry fibrous structure basis of active agents. In one example, the fibrous element of the present invention comprises greater than 80% by weight on a dry fibrous element basis and/or dry fibrous structure basis of active agents.

In another example, the one or more filament-forming materials and active agents are present in the fibrous element at a weight ratio of total level of filament-forming materials to active agents of 4.0 or less and/or 3.5 or less and/or 3.0 or less and/or 2.5 or less and/or 2.0 or less and/or 1.85 or less and/or less than 1.7 and/or less than 1.6 and/or less than 1.5 and/or less than 1.3 and/or less than 1.2 and/or less than 1 and/or less than 0.7 and/or less than 0.5 and/or less than 0.4 and/or less than 0.3 and/or greater than 0.1 and/or greater than 0.15 and/or greater than 0.2.

In still another example, the fibrous element of the present invention comprises from about 10% and/or from about 15% to less than 80% by weight on a dry fibrous element basis and/or dry fibrous structure basis of a filament-forming material, such as polyvinyl alcohol polymer, starch

polymer, and/or carboxymethylcellulose polymer, and greater than 20% to about 90% and/or to about 85% by weight on a dry fibrous element basis and/or dry fibrous structure basis of an active agent. The fibrous element may further comprise a plasticizer, such as glycerin and/or pH adjusting agents, such as citric acid.

5 In yet another example, the fibrous element of the present invention comprises from about 10% and/or from about 15% to less than 80% by weight on a dry fibrous element basis and/or dry fibrous structure basis of a filament-forming material, such as polyvinyl alcohol polymer, starch polymer, and/or carboxymethylcellulose polymer, and greater than 20% to about 90% and/or to about 85% by weight on a dry fibrous element basis and/or dry fibrous structure basis of an active
10 agent, wherein the weight ratio of filament-forming material to active agent is 4.0 or less. The fibrous element may further comprise a plasticizer, such as glycerin and/or pH adjusting agents, such as citric acid.

In even another example of the present invention, a fibrous element comprises one or more filament-forming materials and one or more active agents selected from the group consisting of:
15 enzymes, bleaching agents, builder, chelants, sensates, dispersants, and mixtures thereof that are releasable and/or released when the fibrous element and/or fibrous structure comprising the fibrous element is exposed to conditions of intended use. In one example, the fibrous element comprises a total level of filament-forming materials of less than 95% and/or less than 90% and/or less than 80% and/or less than 50% and/or less than 35% and/or to about 5% and/or to about 10% and/or to about
20 20% by weight on a dry fibrous element basis and/or dry fibrous structure basis and a total level of active agents selected from the group consisting of: enzymes, bleaching agents, builder, chelants, perfumes, antimicrobials, antibacterials, antifungals, and mixtures thereof of greater than 5% and/or greater than 10% and/or greater than 20% and/or greater than 35% and/or greater than 50% and/or greater than 65% and/or to about 95% and/or to about 90% and/or to about 80% by weight on a dry
25 fibrous element basis and/or dry fibrous structure basis. In one example, the active agent comprises one or more enzymes. In another example, the active agent comprises one or more bleaching agents. In yet another example, the active agent comprises one or more builders. In still another example, the active agent comprises one or more chelants. In still another example, the active agent comprises one or more perfumes. In even still another example, the active agent comprise one or more
30 antimicrobials, antibacterials, and/or antifungals.

In yet another example of the present invention, the fibrous elements of the present invention may comprise active agents that may create health and/or safety concerns if they become airborne.

For example, the fibrous element may be used to inhibit enzymes within the fibrous element from becoming airborne.

In one example, the fibrous elements of the present invention may be meltblown fibrous elements. In another example, the fibrous elements of the present invention may be spunbond
5 fibrous elements. In another example, the fibrous elements may be hollow fibrous elements prior to and/or after release of one or more of its active agents.

The fibrous elements of the present invention may be hydrophilic or hydrophobic. The fibrous elements may be surface treated and/or internally treated to change the inherent hydrophilic or hydrophobic properties of the fibrous element.

10 In one example, the fibrous element exhibits a diameter of less than 100 μm and/or less than 75 μm and/or less than 50 μm and/or less than 25 μm and/or less than 10 μm and/or less than 5 μm and/or less than 1 μm as measured according to the Diameter Test Method described herein. In another example, the fibrous element of the present invention exhibits a diameter of greater than 1
15 μm as measured according to the Diameter Test Method described herein. The diameter of a fibrous element of the present invention may be used to control the rate of release of one or more active agents present in the fibrous element and/or the rate of loss and/or altering of the fibrous element's physical structure.

The fibrous element may comprise two or more different active agents. In one example, the fibrous element comprises two or more different active agents, wherein the two or more different
20 active agents are compatible with one another. In another example, the fibrous element comprises two or more different active agents, wherein the two or more different active agents are incompatible with one another.

In one example, the fibrous element may comprise an active agent within the fibrous element and an active agent on an external surface of the fibrous element, such as an active agent coating on
25 the fibrous element. The active agent on the external surface of the fibrous element may be the same or different from the active agent present in the fibrous element. If different, the active agents may be compatible or incompatible with one another.

In one example, one or more active agents may be uniformly distributed or substantially uniformly distributed throughout the fibrous element. In another example, one or more active agents
30 may be distributed as discrete regions within the fibrous element. In still another example, at least one active agent is distributed uniformly or substantially uniformly throughout the fibrous element and at least one other active agent is distributed as one or more discrete regions within the fibrous

element. In still yet another example, at least one active agent is distributed as one or more discrete regions within the fibrous element and at least one other active agent is distributed as one or more discrete regions different from the first discrete regions within the fibrous element.

Filament-forming Material

5 The filament-forming material is any suitable material, such as a polymer or monomers capable of producing a polymer that exhibits properties suitable for making a filament, such as by a spinning process.

 In one example, the filament-forming material may comprise a polar solvent-soluble material, such as an alcohol-soluble material and/or a water-soluble material.

10 In another example, the filament-forming material may comprise a non-polar solvent-soluble material.

 In still another example, the filament-forming material may comprise a water-soluble material and be free (less than 5% and/or less than 3% and/or less than 1% and/or 0% by weight on a dry fibrous element basis and/or dry fibrous structure basis) of water-insoluble materials.

15 In yet another example, the filament-forming material may be a film-forming material. In still yet another example, the filament-forming material may be synthetic or of natural origin and it may be chemically, enzymatically, and/or physically modified.

 In even another example of the present invention, the filament-forming material may comprise a polymer selected from the group consisting of: polymers derived from acrylic monomers
20 such as the ethylenically unsaturated carboxylic monomers and ethylenically unsaturated monomers, polyvinyl alcohol, polyvinylformamide, polyvinylamine, polyacrylates, polymethacrylates, copolymers of acrylic acid and methyl acrylate, polyvinylpyrrolidones, polyalkylene oxides, starch and starch derivatives, pullulan, gelatin, and cellulose derivatives (for example, hydroxypropylmethyl celluloses, methyl celluloses, carboxymethyl celluloses).

25 In still another example, the filament-forming material may comprises a polymer selected from the group consisting of: polyvinyl alcohol, polyvinyl alcohol derivatives, starch, starch derivatives, cellulose derivatives, hemicellulose, hemicellulose derivatives, proteins, sodium alginate, hydroxypropyl methylcellulose, chitosan, chitosan derivatives, polyethylene glycol, tetramethylene ether glycol, polyvinyl pyrrolidone, hydroxymethyl cellulose, hydroxyethyl cellulose,
30 carboxymethyl cellulose, and mixtures thereof.

 In another example, the filament-forming material comprises a polymer is selected from the group consisting of: pullulan, hydroxypropylmethyl cellulose, hydroxyethyl cellulose,

hydroxypropyl cellulose, polyvinyl pyrrolidone, carboxymethylcellulose, sodium alginate, xanthan gum, tragacanth gum, guar gum, acacia gum, Arabic gum, polyacrylic acid, methylmethacrylate copolymer, carboxyvinyl polymer, dextrin, pectin, chitin, levan, elsinan, collagen, gelatin, zein, gluten, soy protein, casein, polyvinyl alcohol, carboxylated polyvinyl alcohol, sulfonated polyvinyl alcohol, starch, starch derivatives, hemicellulose, hemicellulose derivatives, proteins, chitosan, chitosan derivatives, polyethylene glycol, tetramethylene ether glycol, hydroxymethyl cellulose, and mixtures thereof.

Water-soluble Materials

Non-limiting examples of water-soluble materials include water-soluble polymers. The water-soluble polymers may be synthetic or natural original and may be chemically and/or physically modified. In one example, the polar solvent-soluble polymers exhibit a weight average molecular weight of at least 10,000 g/mol and/or at least 20,000 g/mol and/or at least 40,000 g/mol and/or at least 80,000 g/mol and/or at least 100,000 g/mol and/or at least 1,000,000 g/mol and/or at least 3,000,000 g/mol and/or at least 10,000,000 g/mol and/or at least 20,000,000 g/mol and/or to about 40,000,000 g/mol and/or to about 30,000,000 g/mol.

Non-limiting examples of water-soluble polymers include water-soluble hydroxyl polymers, water-soluble thermoplastic polymers, water-soluble biodegradable polymers, water-soluble non-biodegradable polymers and mixtures thereof. In one example, the water-soluble polymer comprises polyvinyl alcohol. In another example, the water-soluble polymer comprises starch. In yet another example, the water-soluble polymer comprises polyvinyl alcohol and starch. In yet another example, the water-soluble polymer comprises carboxymethyl cellulose. An yet in another example, the polymer comprise carboxymethyl cellulose and polyvinyl alcohol.

a. Water-soluble Hydroxyl Polymers - Non-limiting examples of water-soluble hydroxyl polymers in accordance with the present invention include polyols, such as polyvinyl alcohol, polyvinyl alcohol derivatives, polyvinyl alcohol copolymers, starch, starch derivatives, starch copolymers, chitosan, chitosan derivatives, chitosan copolymers, cellulose derivatives such as cellulose ether and ester derivatives, cellulose copolymers, hemicellulose, hemicellulose derivatives, hemicellulose copolymers, gums, arabinans, galactans, proteins, carboxymethylcellulose, and various other polysaccharides and mixtures thereof.

In one example, a water-soluble hydroxyl polymer of the present invention comprises a polysaccharide.

"Polysaccharides" as used herein means natural polysaccharides and polysaccharide derivatives and/or modified polysaccharides. Suitable water-soluble polysaccharides include, but are not limited to, starches, starch derivatives, chitosan, chitosan derivatives, cellulose derivatives, hemicellulose, hemicellulose derivatives, gums, arabinans, galactans and mixtures thereof. The
5 water-soluble polysaccharide may exhibit a weight average molecular weight of from about 10,000 to about 40,000,000 g/mol and/or greater than 100,000 g/mol and/or greater than 1,000,000 g/mol and/or greater than 3,000,000 g/mol and/or greater than 3,000,000 to about 40,000,000 g/mol.

The water-soluble polysaccharides may comprise non-cellulose and/or non-cellulose derivative and/or non-cellulose copolymer water-soluble polysaccharides. Such non-cellulose water-
10 soluble polysaccharides may be selected from the group consisting of: starches, starch derivatives, chitosan, chitosan derivatives, hemicellulose, hemicellulose derivatives, gums, arabinans, galactans and mixtures thereof.

In another example, a water-soluble hydroxyl polymer of the present invention comprises a non-thermoplastic polymer.

The water-soluble hydroxyl polymer may have a weight average molecular weight of from
15 about 10,000 g/mol to about 40,000,000 g/mol and/or greater than 100,000 g/mol and/or greater than 1,000,000 g/mol and/or greater than 3,000,000 g/mol and/or greater than 3,000,000 g/mol to about 40,000,000 g/mol. Higher and lower molecular weight water-soluble hydroxyl polymers may be used in combination with hydroxyl polymers having a certain desired weight average molecular
20 weight.

Well known modifications of water-soluble hydroxyl polymers, such as natural starches, include chemical modifications and/or enzymatic modifications. For example, natural starch can be acid-thinned, hydroxy-ethylated, hydroxy-propylated, and/or oxidized. In addition, the water-soluble hydroxyl polymer may comprise dent corn starch.

Naturally occurring starch is generally a mixture of linear amylose and branched amylopectin
25 polymer of D-glucose units. The amylose is a substantially linear polymer of D-glucose units joined by (1,4)- α -D links. The amylopectin is a highly branched polymer of D-glucose units joined by (1,4)- α -D links and (1,6)- α -D links at the branch points. Naturally occurring starch typically contains relatively high levels of amylopectin, for example, corn starch (64-80% amylopectin), waxy
30 maize (93-100% amylopectin), rice (83-84% amylopectin), potato (about 78% amylopectin), and wheat (73-83% amylopectin). Though all starches are potentially useful herein, the present invention

is most commonly practiced with high amylopectin natural starches derived from agricultural sources, which offer the advantages of being abundant in supply, easily replenishable and inexpensive.

As used herein, "starch" includes any naturally occurring unmodified starches, modified starches, synthetic starches and mixtures thereof, as well as mixtures of the amylose or amylopectin fractions; the starch may be modified by physical, chemical, or biological processes, or combinations thereof. The choice of unmodified or modified starch for the present invention may depend on the end product desired. In one embodiment of the present invention, the starch or starch mixture useful in the present invention has an amylopectin content from about 20% to about 100%, more typically from about 40% to about 90%, even more typically from about 60% to about 85% by weight of the starch or mixtures thereof.

Suitable naturally occurring starches can include, but are not limited to, corn starch, potato starch, sweet potato starch, wheat starch, sago palm starch, tapioca starch, rice starch, soybean starch, arrow root starch, amioca starch, bracken starch, lotus starch, waxy maize starch, and high amylose corn starch. Naturally occurring starches particularly, corn starch and wheat starch, are the preferred starch polymers due to their economy and availability.

Polyvinyl alcohols herein can be grafted with other monomers to modify its properties. A wide range of monomers has been successfully grafted to polyvinyl alcohol. Non-limiting examples of such monomers include vinyl acetate, styrene, acrylamide, acrylic acid, 2-hydroxyethyl methacrylate, acrylonitrile, 1,3-butadiene, methyl methacrylate, methacrylic acid, maleic acid, itaconic acid, sodium vinylsulfonate, sodium allylsulfonate, sodium methylallyl sulfonate, sodium phenylallylether sulfonate, sodium phenylmethallylether sulfonate, 2-acrylamido-methyl propane sulfonic acid (AMPs), vinylidene chloride, vinyl chloride, vinyl amine and a variety of acrylate esters.

In one example, the water-soluble hydroxyl polymer is selected from the group consisting of: polyvinyl alcohols, hydroxymethylcelluloses, hydroxyethylcelluloses, hydroxypropylmethylcelluloses, carboxymethylcelluloses, and mixtures thereof. A non-limiting example of a suitable polyvinyl alcohol includes those commercially available from Sekisui Specialty Chemicals America, LLC (Dallas, TX) under the CELVOL[®] trade name. Another non-limiting example of a suitable polyvinyl alcohol includes G Polymer commercially available from Nippon Ghosei. A non-limiting example of a suitable hydroxypropylmethylcellulose includes those commercially available from the Dow Chemical Company (Midland, MI) under the METHOCEL[®] trade name including combinations with above mentioned polyvinyl alcohols.

b. Water-soluble Thermoplastic Polymers - Non-limiting examples of suitable water-soluble thermoplastic polymers include thermoplastic starch and/or starch derivatives, polylactic acid, polyhydroxyalkanoate, polycaprolactone, polyesteramides and certain polyesters, and mixtures thereof.

5 The water-soluble thermoplastic polymers of the present invention may be hydrophilic or hydrophobic. The water-soluble thermoplastic polymers may be surface treated and/or internally treated to change the inherent hydrophilic or hydrophobic properties of the thermoplastic polymer.

 The water-soluble thermoplastic polymers may comprise biodegradable polymers.

 Any suitable weight average molecular weight for the thermoplastic polymers may be used.
10 For example, the weight average molecular weight for a thermoplastic polymer in accordance with the present invention is greater than about 10,000 g/mol and/or greater than about 40,000 g/mol and/or greater than about 50,000 g/mol and/or less than about 500,000 g/mol and/or less than about 400,000 g/mol and/or less than about 200,000 g/mol.

Active Agents

15 Active agents are a class of additives that are designed and intended to provide a benefit to something other than the fibrous element and/or particle and/or fibrous structure itself, such as providing a benefit to an environment external to the fibrous element and/or particle and/or fibrous structure. Active agents may be any suitable additive that produces an intended effect under intended use conditions of the fibrous element. For example, the active agent may be selected from
20 the group consisting of: personal cleansing and/or conditioning agents such as hair care agents such as shampoo agents and/or hair colorant agents, hair conditioning agents, skin care agents, sunscreen agents, and skin conditioning agents; laundry care and/or conditioning agents such as fabric care agents, fabric conditioning agents, fabric softening agents, fabric anti-wrinkling agents, fabric care anti-static agents, fabric care stain removal agents, soil release agents, dispersing agents, suds
25 suppressing agents, suds boosting agents, anti-foam agents, and fabric refreshing agents; liquid and/or powder dishwashing agents (for hand dishwashing and/or automatic dishwashing machine applications), hard surface care agents, and/or conditioning agents and/or polishing agents; other cleaning and/or conditioning agents such as antimicrobial agents, antibacterial agents, antifungal agents, fabric hueing agents, perfume, bleaching agents (such as oxygen bleaching agents, hydrogen
30 peroxide, percarbonate bleaching agents, perborate bleaching agents, chlorine bleaching agents), bleach activating agents, chelating agents, builders, lotions, brightening agents, air care agents, carpet care agents, dye transfer-inhibiting agents, clay soil removing agents, anti-redeposition

agents, polymeric soil release agents, polymeric dispersing agents, alkoxyated polyamine polymers, alkoxyated polycarboxylate polymers, amphilic graft copolymers, dissolution aids, buffering systems, water-softening agents, water-hardening agents, pH adjusting agents, enzymes, flocculating agents, effervescent agents, preservatives, cosmetic agents, make-up removal agents, lathering agents, deposition aid agents, coacervate-forming agents, clays, thickening agents, latexes, silicas, drying agents, odor control agents, antiperspirant agents, cooling agents, warming agents, absorbent gel agents, anti-inflammatory agents, dyes, pigments, acids, and bases; liquid treatment active agents; agricultural active agents; industrial active agents; ingestible active agents such as medicinal agents, teeth whitening agents, tooth care agents, mouthwash agents, periodontal gum care agents, edible agents, dietary agents, vitamins, minerals; water-treatment agents such as water clarifying and/or water disinfecting agents, and mixtures thereof.

Non-limiting examples of suitable cosmetic agents, skin care agents, skin conditioning agents, hair care agents, and hair conditioning agents are described in CTFA Cosmetic Ingredient Handbook, Second Edition, The Cosmetic, Toiletries, and Fragrance Association, Inc. 1988, 1992.

One or more classes of chemicals may be useful for one or more of the active agents listed above. For example, surfactants may be used for any number of the active agents described above. Likewise, bleaching agents may be used for fabric care, hard surface cleaning, dishwashing and even teeth whitening. Therefore, one of ordinary skill in the art will appreciate that the active agents will be selected based upon the desired intended use of the fibrous element and/or particle and/or fibrous structure made therefrom.

For example, if the fibrous element and/or particle and/or fibrous structure made therefrom is to be used for hair care and/or conditioning then one or more suitable surfactants, such as a lathering surfactant could be selected to provide the desired benefit to a consumer when exposed to conditions of intended use of the fibrous element and/or particle and/or fibrous structure incorporating the fibrous element and/or particle.

In one example, if the fibrous element and/or particle and/or fibrous structure made therefrom is designed or intended to be used for laundering clothes in a laundry operation, then one or more suitable surfactants and/or enzymes and/or builders and/or perfumes and/or suds suppressors and/or bleaching agents could be selected to provide the desired benefit to a consumer when exposed to conditions of intended use of the fibrous element and/or particle and/or fibrous structure incorporating the fibrous element and/or particle. In another example, if the fibrous element and/or particle and/or fibrous structure made therefrom is designed to be used for laundering clothes in a

laundry operation and/or cleaning dishes in a dishwashing operation, then the fibrous element and/or particle and/or fibrous structure may comprise a laundry detergent composition or dishwashing detergent composition or active agents used in such compositions.

In one example, the active agent comprises a non-perfume active agent. In another example, the active agent comprises a non-surfactant active agent. In still another example, the active agent comprises a non-ingestible active agent, in other words an active agent other than an ingestible active agent.

Surfactants

Non-limiting examples of suitable surfactants include anionic surfactants, cationic surfactants, nonionic surfactants, zwitterionic surfactants, amphoteric surfactants, and mixtures thereof. Co-surfactants may also be included in the fibrous elements and/or particles. For fibrous elements and/or particles designed for use as laundry detergents and/or dishwashing detergents, the total level of surfactants should be sufficient to provide cleaning including stain and/or odor removal, and generally ranges from about 0.5% to about 95%. Further, surfactant systems comprising two or more surfactants that are designed for use in fibrous elements and/or particles for laundry detergents and/or dishwashing detergents may include all-anionic surfactant systems, mixed-type surfactant systems comprising anionic-nonionic surfactant mixtures, or nonionic-cationic surfactant mixtures or low-foaming nonionic surfactants.

The surfactants herein can be linear or branched. In one example, suitable linear surfactants include those derived from agrochemical oils such as coconut oil, palm kernel oil, soybean oil, or other vegetable-based oils.

a. Anionic Surfactants

Non-limiting examples of suitable anionic surfactants include alkyl sulfates, alkyl ether sulfates, branched alkyl sulfates, branched alkyl alkoxylates, branched alkyl alkoxylate sulfates, mid-chain branched alkyl aryl sulfonates, sulfated monoglycerides, sulfonated olefins, alkyl aryl sulfonates, primary or secondary alkane sulfonates, alkyl sulfosuccinates, acyl taurates, acyl isethionates, alkyl glycerylether sulfonate, sulfonated methyl esters, sulfonated fatty acids, alkyl phosphates, acyl glutamates, acyl sarcosinates, alkyl sulfoacetates, acylated peptides, alkyl ether carboxylates, acyl lactylates, anionic fluorosurfactants, sodium lauroyl glutamate, and combinations thereof.

Alkyl sulfates and alkyl ether sulfates suitable for use herein include materials with the respective formula ROSO_3M and $\text{RO}(\text{C}_2\text{H}_4\text{O})_x\text{SO}_3\text{M}$, wherein R is alkyl or alkenyl of from about

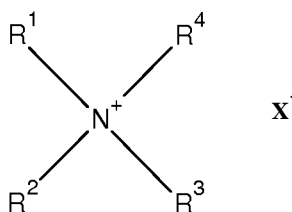
8 to about 24 carbon atoms, x is 1 to 10, and M is a water-soluble cation such as ammonium, sodium, potassium and triethanolamine. Other suitable anionic surfactants are described in McCutcheon's Detergents and Emulsifiers, North American Edition (1986), Allured Publishing Corp. and McCutcheon's, Functional Materials, North American Edition (1992), Allured Publishing Corp.

In one example, anionic surfactants useful in the fibrous elements and/or particles of the present invention include C₉-C₁₅ alkyl benzene sulfonates (LAS), C₈-C₂₀ alkyl ether sulfates, for example alkyl poly(ethoxy) sulfates, C₈-C₂₀ alkyl sulfates, and mixtures thereof. Other anionic surfactants include methyl ester sulfonates (MES), secondary alkane sulfonates, methyl ester ethoxylates (MEE), sulfonated estolides, and mixtures thereof.

In another example, the anionic surfactant is selected from the group consisting of: C₁-C₁₈ alkyl benzene sulfonates ("LAS") and primary, branched-chain and random C₁-C₂₀ alkyl sulfates ("AS"), C₁₀-C₁₈ secondary (2,3) alkyl sulfates of the formula CH₃(CH₂)_x(CHOSO₃⁻M⁺)CH₃ and CH₃(CH₂)_y(CHOSO₃⁻M⁺)CH₂CH₃ where x and (y + 1) are integers of at least about 7, preferably at least about 9, and M is a water-solubilizing cation, especially sodium, unsaturated sulfates such as oleyl sulfate, the C₁-C₁₈ alpha-sulfonated fatty acid esters, the C₁-C₁₈ sulfated alkyl polyglycosides, the C₁₀-C₁₈ alkyl alkoxy sulfates ("AE_xS") wherein x is from 1-30, and C₁-C₁₈ alkyl alkoxy carboxylates, for example comprising 1-5 ethoxy units, mid-chain branched alkyl sulfates as discussed in US 6,020,303 and US 6,060,443; mid-chain branched alkyl alkoxy sulfates as discussed in US 6,008,181 and US 6,020,303; modified alkylbenzene sulfonate (MLAS) as discussed in WO 99/05243, WO 99/05242 and WO 99/05244; methyl ester sulfonate (MES); and alpha-olefin sulfonate (AOS).

b. Cationic Surfactants

Non-limiting examples of suitable cationic surfactants include, but are not limited to, those having the formula (I):



I

in which R¹, R², R³, and R⁴ are each independently selected from (a) an aliphatic group of from 1 to 26 carbon atoms, or (b) an aromatic, alkoxy, polyoxyalkylene, alkylcarboxy, alkylamido, hydroxyalkyl, aryl or alkylaryl group having up to 22 carbon atoms; and X is a salt-forming anion
5 such as those selected from halogen, (e.g. chloride, bromide), acetate, citrate, lactate, glycolate, phosphate, nitrate, sulphate, and alkylsulphate radicals. In one example, the alkylsulphate radical is methosulfate and/or ethosulfate.

Suitable quaternary ammonium cationic surfactants of general formula (I) may include cetyltrimethylammonium chloride, behenyltrimethylammonium chloride (BTAC),
10 stearyltrimethylammonium chloride, cetylpyridinium chloride, octadecyltrimethylammonium chloride, hexadecyltrimethylammonium chloride, octyldimethylbenzylammonium chloride, decyldimethylbenzylammonium chloride, stearyldimethylbenzylammonium chloride, didodecyldimethylammonium chloride, didecyldimehtylammonium chloride, dioctadecyldimethylammonium chloride, distearyldimethylammonium chloride,
15 tallowtrimethylammonium chloride, cocotrimethylammonium chloride, 2-ethylhexylstearyldimethylammonum chloride, dipalmitoylethyldimethylammonium chloride, ditallowoylethyldimethylammonium chloride, distearoylethyldimethylammonium methosulfate, PEG-2 oleylammonium chloride and salts of these, where the chloride is replaced by halogen, (e.g., bromide), acetate, citrate, lactate, glycolate, phosphate nitrate, sulphate, or alkylsulphate.

20 Non-limiting examples of suitable cationic surfactants are commercially available under the trade names ARQUAD® from Akzo Nobel Surfactants (Chicago, IL).

In one example, suitable cationic surfactants include quaternary ammonium surfactants, for example that have up to 26 carbon atoms include: alkoxylate quaternary ammonium (AQA) surfactants as discussed in US 6,136,769; dimethyl hydroxyethyl quaternary ammonium as discussed
25 in 6,004,922; dimethyl hydroxyethyl lauryl ammonium chloride; polyamine cationic surfactants as discussed in WO 98/35002, WO 98/35003, WO 98/35004, WO 98/35005, and WO 98/35006; cationic ester surfactants as discussed in US Patents Nos. 4,228,042, 4,239,660 4,260,529 and US 6,022,844; and amino surfactants as discussed in US 6,221,825 and WO 00/47708, for example amido propyldimethyl amine (APA).

30 In one example the cationic ester surfactants are hydrolyzable under the conditions of a laundry wash.

c. Nonionic Surfactants

Non-limiting examples of suitable nonionic surfactants include alkoxyated alcohols (AE's) and alkyl phenols, polyhydroxy fatty acid amides (PFAA's), alkyl polyglycosides (APG's), C₁Q-CI_g glycerol ethers, and the like.

In one example, non-limiting examples of nonionic surfactants useful in the present invention include: C₁₂-C₁₈ alkyl ethoxylates, such as, NEODOL® nonionic surfactants from Shell; C₆-C₁₂ alkyl phenol alkoxyates wherein the alkoxyate units are a mixture of ethyleneoxy and propyleneoxy units; C₁₂-C₁₈ alcohol and C₆-C₁₂ alkyl phenol condensates with ethylene oxide/propylene oxide block alkyl polyamine ethoxylates such as PLURONIC® from BASF; C₁₄-C₂₂ mid-chain branched alcohols, BA, as discussed in US 6,150,322; C₁₄-C₂₂ mid-chain branched alkyl alkoxyates, BAE_x wherein x is from 1-30, as discussed in US 6,153,577, US 6,020,303 and US 6,093,856; alkylpolysaccharides as discussed in U.S. 4,565,647 Llenado, issued January 26, 1986; specifically alkylpolyglycosides as discussed in US 4,483,780 and US 4,483,779; polyhydroxy detergent acid amides as discussed in US 5,332,528; and ether capped poly(oxyalkylated) alcohol surfactants as discussed in US 6,482,994 and WO 01/42408.

Examples of commercially available nonionic surfactants suitable for the present invention include: Tergitol® 15-S-9 (the condensation product of C₁₁-C₁₅ linear alcohol with 9 moles ethylene oxide) and Tergitol® 24-L-6 NMW (the condensation product of C₁₂-C₁₄ primary alcohol with 6 moles ethylene oxide with a narrow molecular weight distribution), both marketed by Dow Chemical Company; Neodol® 45-9 (the condensation product of C₁₄-C₁₅ linear alcohol with 9 moles of ethylene oxide), Neodol® 23-3 (the condensation product of C₁₂-C₁₃ linear alcohol with 3 moles of ethylene oxide), Neodol® 45-7 (the condensation product of C₁₄-C₁₅ linear alcohol with 7 moles of ethylene oxide) and Neodol® 45-5 (the condensation product of C₁₄-C₁₅ linear alcohol with 5 moles of ethylene oxide) marketed by Shell Chemical Company; Kyro® EOB (the condensation product of C₁₃-C₁₅ alcohol with 9 moles ethylene oxide), marketed by The Procter & Gamble Company; and Genapol LA 030 or 050 (the condensation product of C₁₂-C₁₄ alcohol with 3 or 5 moles of ethylene oxide) marketed by Clariant. The nonionic surfactants may exhibit an HLB range of from about 8 to about 17 and/or from about 8 to about 14. Condensates with propylene oxide and/or butylene oxides may also be used.

Polyethylene, polypropylene, and polybutylene oxide condensates of alkyl phenols are also suitable for use as a nonionic surfactant in the present invention. These compounds include the

condensation products of alkyl phenols having an alkyl group containing from about 6 to about 14 carbon atoms, in either a straight-chain or branched-chain configuration with the alkylene oxide. Commercially available nonionic surfactants of this type include Igepal® CO-630, marketed by Solvay-Rhodia; and Triton® X-45, X-114, X-100 and X-102, all marketed by the Dow Chemical Company.

For automatic dishwashing applications, low foaming nonionic surfactants may be used. Suitable low foaming nonionic surfactants are disclosed in US 7,271,138 col. 7, line 10 to col. 7, line 60.

Examples of other suitable nonionic surfactants are the commercially-available Pluronic® surfactants, marketed by BASF, the commercially available Tetronic® compounds, marketed by BASF, and the commercially available Plurafac® surfactants, marketed by BASF.

d. Zwitterionic Surfactants

Non-limiting examples of zwitterionic or ampholytic surfactants include: derivatives of secondary and tertiary amines, derivatives of heterocyclic secondary and tertiary amines, or derivatives of quaternary ammonium, quaternary phosphonium or tertiary sulfonium compounds. See U.S. Patent No. 3,929,678 at column 19, line 38 through column 22, line 48, for examples of zwitterionic surfactants; betaines, including alkyl dimethyl betaine and cocodimethyl amidopropyl betaine, C₈ to C₁₈ (for example from C₁₂ to C₁₈) amine oxides and sulfo and hydroxy betaines, such as N-alkyl-N,N-dimethylammino- 1-propane sulfonate where the alkyl group can be C₈ to C₁₈ and in certain embodiments from C₁₀ to C₁₄.

e. Amphoteric Surfactants

Non-limiting examples of amphoteric surfactants include: aliphatic derivatives of secondary or tertiary amines, or aliphatic derivatives of heterocyclic secondary and tertiary amines in which the aliphatic radical can be straight- or branched-chain and mixtures thereof. One of the aliphatic substituents may contain at least about 8 carbon atoms, for example from about 8 to about 18 carbon atoms, and at least one contains an anionic water-solubilizing group, e.g. carboxy, sulfonate, sulfate. See U.S. Patent No. 3,929,678 at column 19, lines 18-35, for suitable examples of amphoteric surfactants.

Perfumes

One or more perfume and/or perfume raw materials such as accords and/or notes may be incorporated into one or more of the fibrous elements and/or particles of the present invention. The

perfume may comprise a perfume ingredient selected from the group consisting of: aldehyde perfume ingredients, ketone perfume ingredients, and mixtures thereof.

One or more perfumes and/or perfumery ingredients may be included in the fibrous elements and/or particles of the present invention. A wide variety of natural and synthetic chemical ingredients useful as perfumes and/or perfumery ingredients include but not limited to aldehydes, ketones, esters, and mixtures thereof. Also included are various natural extracts and essences which can comprise complex mixtures of ingredients, such as orange oil, lemon oil, rose extract, lavender, musk, patchouli, balsamic essence, sandalwood oil, pine oil, cedar, and the like. Finished perfumes can comprise extremely complex mixtures of such ingredients. In one example, a finished perfume typically comprises from about 0.01% to about 2% by weight on a dry fibrous element basis and/or a dry particle basis and/or dry fibrous structure basis.

Perfume Delivery Systems

Certain perfume delivery systems, methods of making certain perfume delivery systems and the uses of such perfume delivery systems are disclosed in USPA 2007/0275866 A1. Non-limiting examples of perfume delivery systems include the following:

I. Polymer Assisted Delivery (PAD): This perfume delivery technology uses polymeric materials to deliver perfume materials. Classical coacervation, water soluble or partly soluble to insoluble charged or neutral polymers, liquid crystals, hot melts, hydrogels, perfumed plastics, microcapsules, nano- and micro-latexes, polymeric film formers, and polymeric absorbents, polymeric adsorbents, etc. are some examples. PAD includes but is not limited to:

a.) Matrix Systems: The fragrance is dissolved or dispersed in a polymer matrix or particle. Perfumes, for example, may be 1) dispersed into the polymer prior to formulating into the product or 2) added separately from the polymer during or after formulation of the product. Diffusion of perfume from the polymer is a common trigger that allows or increases the rate of perfume release from a polymeric matrix system that is deposited or applied to the desired surface (situs), although many other triggers are known that may control perfume release. Absorption and/or adsorption into or onto polymeric particles, films, solutions, and the like are aspects of this technology. Nano- or micro-particles composed of organic materials (*e.g.*, latexes) are examples. Suitable particles include a wide range of materials including, but not limited to polyacetal, polyacrylate, polyacrylic, polyacrylonitrile, polyamide, polyaryletherketone, polybutadiene, polybutylene, polybutylene terephthalate, polychloroprene, polyethylene, polyethylene terephthalate, polycyclohexylene

dimethylene terephthalate, polycarbonate, polychloroprene, polyhydroxyalkanoate, polyketone, polyester, polyethylene, polyetherimide, polyethersulfone, polyethylenechlorinates, polyimide, polyisoprene, polylactic acid, polymethylpentene, polyphenylene oxide, polyphenylene sulfide, polyphthalamide, polypropylene, polystyrene, polysulfone, polyvinyl acetate, polyvinyl chloride, as well as polymers or copolymers based on acrylonitrile-butadiene, cellulose acetate, ethylene-vinyl acetate, ethylene vinyl alcohol, styrene-butadiene, vinyl acetate-ethylene, and mixtures thereof.

"Standard" systems refer to those that are "pre-loaded" with the intent of keeping the pre-loaded perfume associated with the polymer until the moment or moments of perfume release. Such polymers may also suppress the neat product odor and provide a bloom and/or longevity benefit depending on the rate of perfume release. One challenge with such systems is to achieve the ideal balance between 1) in-product stability (keeping perfume inside carrier until you need it) and 2) timely release (during use or from dry situs). Achieving such stability is particularly important during in-product storage and product aging. This challenge is particularly apparent for aqueous-based, surfactant-containing products, such as heavy duty liquid laundry detergents. Many "Standard" matrix systems available effectively become "Equilibrium" systems when formulated into aqueous-based products. One may select an "Equilibrium" system or a Reservoir system, which has acceptable in-product diffusion stability and available triggers for release (e.g., friction). "Equilibrium" systems are those in which the perfume and polymer may be added separately to the product, and the equilibrium interaction between perfume and polymer leads to a benefit at one or more consumer touch points (versus a free perfume control that has no polymer-assisted delivery technology). The polymer may also be pre-loaded with perfume; however, part or all of the perfume may diffuse during in-product storage reaching an equilibrium that includes having desired perfume raw materials (PRMs) associated with the polymer. The polymer then carries the perfume to the surface, and release is typically via perfume diffusion. The use of such equilibrium system polymers has the potential to decrease the neat product odor intensity of the neat product (usually more so in the case of pre-loaded standard system). Deposition of such polymers may serve to "flatten" the release profile and provide increased longevity. As indicated above, such longevity would be achieved by suppressing the initial intensity and may enable the formulator to use more high impact or low odor detection threshold (ODT) or low Kovats Index (KI) PRMs to achieve initial product odor benefits without initial intensity that is too strong or distorted. It is important that perfume release occurs within the time frame of the application to impact the desired consumer touch point or touch points. Suitable micro-particles and micro-latexes as well as methods of making same may be

found in USPA 2005/0003980 A1. Matrix systems also include hot melt adhesives and perfume plastics. In addition, hydrophobically modified polysaccharides may be formulated into the perfumed product to increase perfume deposition and/or modify perfume release. All such matrix systems, including for example polysaccharides and nanolatexes may be combined with other PDTs, including other PAD systems such as PAD reservoir systems in the form of a perfume microcapsule (PMC). Polymer Assisted Delivery (PAD) matrix systems may include those described in the following references: US Patent Applications 2004/0110648 A1; 2004/0092414 A1; 2004/0091445 A1 and 2004/0087476 A1; and US Patents 6,531,444; 6,024,943; 6,042,792; 6,051,540; 4,540,721 and 4,973,422.

Silicones are also examples of polymers that may be used as PDT, and can provide perfume benefits in a manner similar to the polymer-assisted delivery "matrix system". Such a PDT is referred to as silicone-assisted delivery (SAD). One may pre-load silicones with perfume, or use them as an equilibrium system as described for PAD. Suitable silicones as well as making same may be found in WO 2005/102261; USPA 20050124530A1; USPA 20050143282A1; and WO 2003/015736. Functionalized silicones may also be used as described in USPA 2006/003913 A1. Examples of silicones include polydimethylsiloxane and polyalkyldimethylsiloxanes. Other examples include those with amine functionality, which may be used to provide benefits associated with amine-assisted delivery (AAD) and/or polymer-assisted delivery (PAD) and/or amine-reaction products (ARP). Other such examples may be found in USP 4,911,852; USPA 2004/0058845 A1; USPA 2004/0092425 A1 and USPA 2005/0003980 A1.

b.) Reservoir Systems: Reservoir systems are also known as a core-shell type technology, or one in which the fragrance is surrounded by a perfume release controlling membrane, which may serve as a protective shell. The material inside the microcapsule is referred to as the core, internal phase, or fill, whereas the wall is sometimes called a shell, coating, or membrane. Microparticles or pressure sensitive capsules or microcapsules are examples of this technology. Microcapsules of the current invention are formed by a variety of procedures that include, but are not limited to, coating, extrusion, spray-drying, interfacial, in-situ and matrix polymerization. The possible shell materials vary widely in their stability toward water. Among the most stable are polyoxymethyleneurea (PMU)-based materials, which may hold certain PRMs for even long periods of time in aqueous solution (or product). Such systems include but are not limited to urea-formaldehyde and/or melamine-formaldehyde. Stable shell materials include polyacrylate-based materials obtained as reaction product of an oil soluble or dispersible amine with a multifunctional acrylate or

methacrylate monomer or oligomer, an oil soluble acid and an initiator, in presence of an anionic emulsifier comprising a water soluble or water dispersible acrylic acid alkyl acid copolymer, an alkali or alkali salt. Gelatin-based microcapsules may be prepared so that they dissolve quickly or slowly in water, depending for example on the degree of cross-linking. Many other capsule wall materials are available and vary in the degree of perfume diffusion stability observed. Without wishing to be bound by theory, the rate of release of perfume from a capsule, for example, once deposited on a surface is typically in reverse order of in-product perfume diffusion stability. As such, urea-formaldehyde and melamine-formaldehyde microcapsules for example, typically require a release mechanism other than, or in addition to, diffusion for release, such as mechanical force (e.g., friction, pressure, shear stress) that serves to break the capsule and increase the rate of perfume (fragrance) release. Other triggers include melting, dissolution, hydrolysis or other chemical reaction, electromagnetic radiation, and the like. The use of pre-loaded microcapsules requires the proper ratio of in-product stability and in-use and/or on-surface (on-situs) release, as well as proper selection of PRMs. Microcapsules that are based on urea-formaldehyde and/or melamine-formaldehyde are relatively stable, especially in near neutral aqueous-based solutions. These materials may require a friction trigger which may not be applicable to all product applications. Other microcapsule materials (e.g., gelatin) may be unstable in aqueous-based products and may even provide reduced benefit (versus free perfume control) when in-product aged. Scratch and sniff technologies are yet another example of PAD. Perfume microcapsules (PMC) may include those described in the following references: US Patent Applications: 2003/0125222 A1; 2003/215417 A1; 2003/216488 A1; 2003/158344 A1; 2003/165692 A1; 2004/071742 A1; 2004/071746 A1; 2004/072719 A1; 2004/072720 A1; 2006/0039934 A1; 2003/203829 A1; 2003/195133 A1; 2004/087477 A1; 2004/0106536 A1; and US Patents 6,645,479 B1; 6,200,949 B1; 4,882,220; 4,917,920; 4,514,461; 6,106,875 and 4,234,627, 3,594,328 and US RE 32713, PCT Patent Application: WO 2009/134234 A1, WO 2006/127454 A2, WO 2010/079466 A2, WO 2010/079467 A2, WO 2010/079468 A2, WO 2010/084480 A2.

II. Molecule-Assisted Delivery (MAD): Non-polymer materials or molecules may also serve to improve the delivery of perfume. Without wishing to be bound by theory, perfume may non-covalently interact with organic materials, resulting in altered deposition and/or release. Non-limiting examples of such organic materials include but are not limited to hydrophobic materials such as organic oils, waxes, mineral oils, petrolatum, fatty acids or esters, sugars, surfactants, liposomes and even other perfume raw material (perfume oils), as well as natural oils, including

body and/or other soils. Perfume fixatives are yet another example. In one aspect, non-polymeric materials or molecules have a CLogP greater than about 2. Molecule-Assisted Delivery (MAD) may also include those described in USP 7,119,060 and USP 5,506,201.

III. Fiber-Assisted Delivery (FAD): The choice or use of a situs itself may serve to improve the delivery of perfume. In fact, the situs itself may be a perfume delivery technology. For example, different fabric types such as cotton or polyester will have different properties with respect to ability to attract and/or retain and/or release perfume. The amount of perfume deposited on or in fibers may be altered by the choice of fiber, and also by the history or treatment of the fiber, as well as by any fiber coatings or treatments. Fibers may be woven and non-woven as well as natural or synthetic.

Natural fibers include those produced by plants, animals, and geological processes, and include but are not limited to cellulose materials such as cotton, linen, hemp jute, flax, ramie, and sisal, and fibers used to manufacture paper and cloth. Fiber-Assisted Delivery may consist of the use of wood fiber, such as thermomechanical pulp and bleached or unbleached kraft or sulfite pulps. Animal fibers consist largely of particular proteins, such as silk, feathers, sinew, catgut and hair (including wool). Polymer fibers based on synthetic chemicals include but are not limited to polyamide nylon, PET or PBT polyester, phenol-formaldehyde (PF), polyvinyl alcohol fiber (PVOH), polyvinyl chloride fiber (PVC), polyolefins (PP and PE), and acrylic polymers. All such fibers may be pre-loaded with a perfume, and then added to a product that may or may not contain free perfume and/or one or more perfume delivery technologies. In one aspect, the fibers may be added to a product prior to being loaded with a perfume, and then loaded with a perfume by adding a perfume that may diffuse into the fiber, to the product. Without wishing to be bound by theory, the perfume may absorb onto or be adsorbed into the fiber, for example, during product storage, and then be released at one or more moments of truth or consumer touch points.

IV. Amine Assisted Delivery (AAD): The amine-assisted delivery technology approach utilizes materials that contain an amine group to increase perfume deposition or modify perfume release during product use. There is no requirement in this approach to pre-complex or pre-react the perfume raw material(s) and amine prior to addition to the product. In one aspect, amine-containing AAD materials suitable for use herein may be non-aromatic; for example, polyalkylimine, such as polyethyleneimine (PEI), or polyvinylamine (PVAm), or aromatic, for example, anthranilates. Such materials may also be polymeric or non-polymeric. In one aspect, such materials contain at least one primary amine. This technology will allow increased longevity and controlled release also of low ODT perfume notes (e.g., aldehydes, ketones, enones) via amine functionality, and delivery of other

PRMs, without being bound by theory, via polymer-assisted delivery for polymeric amines. Without technology, volatile top notes can be lost too quickly, leaving a higher ratio of middle and base notes to top notes. The use of a polymeric amine allows higher levels of top notes and other PRMs to be used to obtain freshness longevity without causing neat product odor to be more intense than desired, or allows top notes and other PRMs to be used more efficiently. In one aspect, AAD systems are effective at delivering PRMs at pH greater than about neutral. Without wishing to be bound by theory, conditions in which more of the amines of the AAD system are deprotonated may result in an increased affinity of the deprotonated amines for PRMs such as aldehydes and ketones, including unsaturated ketones and enones such as damascone. In another aspect, polymeric amines are effective at delivering PRMs at pH less than about neutral. Without wishing to be bound by theory, conditions in which more of the amines of the AAD system are protonated may result in a decreased affinity of the protonated amines for PRMs such as aldehydes and ketones, and a strong affinity of the polymer framework for a broad range of PRMs. In such an aspect, polymer-assisted delivery may be delivering more of the perfume benefit; such systems are a subspecies of AAD and may be referred to as Amine-Polymer-Assisted Delivery or APAD. In some cases when the APAD is employed in a composition that has a pH of less than seven, such APAD systems may also be considered Polymer-Assisted Delivery (PAD). In yet another aspect, AAD and PAD systems may interact with other materials, such as anionic surfactants or polymers to form coacervate and/or coacervates-like systems. In another aspect, a material that contains a heteroatom other than nitrogen, for example sulfur, phosphorus or selenium, may be used as an alternative to amine compounds. In yet another aspect, the aforementioned alternative compounds can be used in combination with amine compounds. In yet another aspect, a single molecule may comprise an amine moiety and one or more of the alternative heteroatom moieties, for example, thiols, phosphines and selenols. Suitable AAD systems as well as methods of making same may be found in US Patent Applications 2005/0003980 A1; 2003/0199422 A1; 2003/0036489 A1; 2004/0220074 A1 and USP 6,103,678.

V. Cyclodextrin Delivery System (CD): This technology approach uses a cyclic oligosaccharide or cyclodextrin to improve the delivery of perfume. Typically a perfume and cyclodextrin (CD) complex is formed. Such complexes may be preformed, formed in-situ, or formed on or in the situs. Without wishing to be bound by theory, loss of water may serve to shift the equilibrium toward the CD-Perfume complex, especially if other adjunct ingredients (e.g., surfactant) are not present at high concentration to compete with the perfume for the cyclodextrin

cavity. A bloom benefit may be achieved if water exposure or an increase in moisture content occurs at a later time point. In addition, cyclodextrin allows the perfume formulator increased flexibility in selection of PRMs. Cyclodextrin may be pre-loaded with perfume or added separately from perfume to obtain the desired perfume stability, deposition or release benefit. Suitable CDs as well as methods of making same may be found in USPA 2005/0003980 A1 and 2006/0263313 A1 and US Patents 5,552,378; 3,812,011; 4,317,881; 4,418,144 and 4,378,923.

VI. Starch Encapsulated Accord (SEA): The use of a starch encapsulated accord (SEA) technology allows one to modify the properties of the perfume, for example, by converting a liquid perfume into a solid by adding ingredients such as starch. The benefit includes increased perfume retention during product storage, especially under non-aqueous conditions. Upon exposure to moisture, a perfume bloom may be triggered. Benefits at other moments of truth may also be achieved because the starch allows the product formulator to select PRMs or PRM concentrations that normally cannot be used without the presence of SEA. Another technology example includes the use of other organic and inorganic materials, such as silica to convert perfume from liquid to solid. Suitable SEAs as well as methods of making same may be found in USPA 2005/0003980 A1 and USP 6,458,754 B1.

VII. Inorganic Carrier Delivery System (ZIC): This technology relates to the use of porous zeolites or other inorganic materials to deliver perfumes. Perfume-loaded zeolite may be used with or without adjunct ingredients used for example to coat the perfume-loaded zeolite (PLZ) to change its perfume release properties during product storage or during use or from the dry situs. Suitable zeolite and inorganic carriers as well as methods of making same may be found in USPA 2005/0003980 A1 and US Patents 5,858,959; 6,245,732 B1; 6,048,830 and 4,539,135. Silica is another form of ZIC. Another example of a suitable inorganic carrier includes inorganic tubules, where the perfume or other active material is contained within the lumen of the nano- or micro-tubules. In one aspect, the perfume-loaded inorganic tubule (or Perfume-Loaded Tubule or PLT) is a mineral nano- or micro-tubule, such as halloysite or mixtures of halloysite with other inorganic materials, including other clays. The PLT technology may also comprise additional ingredients on the inside and/or outside of the tubule for the purpose of improving in-product diffusion stability, deposition on the desired situs or for controlling the release rate of the loaded perfume. Monomeric and/or polymeric materials, including starch encapsulation, may be used to coat, plug, cap, or otherwise encapsulate the PLT. Suitable PLT systems as well as methods of making same may be found in USP 5,651,976.

VIII. Pro-Perfume (PP): This technology refers to perfume technologies that result from the reaction of perfume materials with other substrates or chemicals to form materials that have a covalent bond between one or more PRMs and one or more carriers. The PRM is converted into a new material called a pro-PRM (i.e., pro-perfume), which then may release the original PRM upon exposure to a trigger such as water or light. Pro-perfumes may provide enhanced perfume delivery properties such as increased perfume deposition, longevity, stability, retention, and the like. Pro-perfumes include those that are monomeric (non-polymeric) or polymeric, and may be pre-formed or may be formed in-situ under equilibrium conditions, such as those that may be present during in-product storage or on the wet or dry situs. Nonlimiting examples of pro-perfumes include Michael adducts (e.g., beta-amino ketones), aromatic or non-aromatic imines (Schiff bases), oxazolidines, beta-keto esters, and orthoesters. Another aspect includes compounds comprising one or more beta-oxy or beta-thio carbonyl moieties capable of releasing a PRM, for example, an alpha, beta-unsaturated ketone, aldehyde or carboxylic ester. The typical trigger for perfume release is exposure to water; although other triggers may include enzymes, heat, light, pH change, autoxidation, a shift of equilibrium, change in concentration or ionic strength and others. For aqueous-based products, light-triggered pro-perfumes are particularly suited. Such photo-pro-perfumes (PPPs) include but are not limited to those that release coumarin derivatives and perfumes and/or pro-perfumes upon being triggered. The released pro-perfume may release one or more PRMs by means of any of the above mentioned triggers. In one aspect, the photo-pro-perfume releases a nitrogen-based pro-perfume when exposed to a light and/or moisture trigger. In another aspect, the nitrogen-based pro-perfume, released from the photo-pro-perfume, releases one or more PRMs selected, for example, from aldehydes, ketones (including enones) and alcohols. In still another aspect, the PPP releases a dihydroxy coumarin derivative. The light-triggered pro-perfume may also be an ester that releases a coumarin derivative and a perfume alcohol. In one aspect the pro-perfume is a dimethoxybenzoin derivative as described in USPA 2006/0020459 A1. In another aspect the pro-perfume is a 3',5'-dimethoxybenzoin (DMB) derivative that releases an alcohol upon exposure to electromagnetic radiation. In yet another aspect, the pro-perfume releases one or more low ODT PRMs, including tertiary alcohols such as linalool, tetrahydrolinalool, or dihydromyrcenol. Suitable pro-perfumes and methods of making same can be found in US Patents 7,018,978 B2; 6,987,084 B2; 6,956,013 B2; 6,861,402 B1; 6,544,945 B1; 6,093,691; 6,277,796 B1; 6,165,953; 6,316,397 B1; 6,437,150 B1; 6,479,682 B1; 6,096,918; 6,218,355 B1; 6,133,228; 6,147,037; 7,109,153 B2; 7,071,151 B2;

6,987,084 B2; 6,610,646 B2 and 5,958,870, as well as can be found in USPA 2005/0003980 A1 and USPA 2006/0223726 A1.

a.) Amine Reaction Product (ARP): For purposes of the present application, ARP is a subclass or species of PP. One may also use "reactive" polymeric amines in which the amine functionality is pre-reacted with one or more PRMs to form an amine reaction product (ARP). Typically the reactive amines are primary and/or secondary amines, and may be part of a polymer or a monomer (non-polymer). Such ARPs may also be mixed with additional PRMs to provide benefits of polymer-assisted delivery and/or amine-assisted delivery. Nonlimiting examples of polymeric amines include polymers based on polyalkylimines, such as polyethyleneimine (PEI), or polyvinylamine (PVAm). Nonlimiting examples of monomeric (non-polymeric) amines include hydroxyl amines, such as 2-aminoethanol and its alkyl substituted derivatives, and aromatic amines such as anthranilates. The ARPs may be premixed with perfume or added separately in leave-on or rinse-off applications. In another aspect, a material that contains a heteroatom other than nitrogen, for example oxygen, sulfur, phosphorus or selenium, may be used as an alternative to amine compounds. In yet another aspect, the aforementioned alternative compounds can be used in combination with amine compounds. In yet another aspect, a single molecule may comprise an amine moiety and one or more of the alternative heteroatom moieties, for example, thiols, phosphines and selenols. The benefit may include improved delivery of perfume as well as controlled perfume release. Suitable ARPs as well as methods of making same can be found in USPA 2005/0003980 A1 and USP 6,413,920 B1.

Antimicrobials, Antibacterials & Antifungals

In an embodiment, pyridinethione particulates are suitable antimicrobial active agents for use in the present invention. In an embodiment, the antimicrobial active agent is a 1-hydroxy-2-pyridinethione salt and is in particulate form. In an embodiment, the concentration of pyridinethione particulate ranges from about 0.01 wt% to about 5 wt%, or from about 0.1 wt% to about 3 wt%, or from about 0.1 wt% to about 2 wt%, by weight of the dry fibrous element and/or dry particle and/or dry fibrous structure of the present invention. In an embodiment, the pyridinethione salts are those formed from heavy metals such as zinc, tin, cadmium, magnesium, aluminium and zirconium, generally zinc, typically the zinc salt of 1-hydroxy-2-pyridinethione (known as "zinc pyridinethione" or "ZPT"), commonly 1-hydroxy-2-pyridinethione salts in platelet particle form. In an embodiment, the 1-hydroxy-2-pyridinethione salts in platelet particle form have an average particle size of up to about 20 microns, or up to about 5 microns, or up to about 2.5 microns as measured according to the

Median Particle Size Test Method described herein. Salts formed from other cations, such as sodium, may also be suitable. Pyridinethione actives are described, for example, in U.S. Pat. No. 2,809,971; U.S. Pat. No. 3,236,733; U.S. Pat. No. 3,753,196; U.S. Pat. No. 3,761,418; U.S. Pat. No. 4,345,080; U.S. Pat. No. 4,323,683; U.S. Pat. No. 4,379,753; and U.S. Pat. No. 4,470,982.

5 In another embodiment, the antibacterial is chosen from triclosan, triclocarban, chlorohexidine, metronitazole and mixtures thereof.

In an embodiment, in addition to the antimicrobial active selected from polyvalent metal salts of pyrrithione, the composition can further include one or more anti-fungal and/or anti-microbial actives. In an embodiment, the anti-microbial active is selected from the group consisting of: coal
10 tar, sulfur, azoles, selenium sulphide, particulate sulphur, keratolytic agents, charcoal, whitfield's ointment, castellani's paint, aluminum chloride, gentian violet, octopirox (piroctone olamine), ciclopirox olamine, undecylenic acid and its metal salts, potassium permanganate, selenium sulphide, sodium thiosulfate, propylene glycol, oil of bitter orange, urea preparations, griseofulvin, 8-hydroxyquinoline ciloquinol, thiobendazole, thiocarbamates, haloprogin, polyenes,
15 hydroxypyridone, morpholine, benzylamine, allylamines (such as terbinafine), tea tree oil, clove leaf oil, coriander, palmarosa, berberine, thyme red, cinnamon oil, cinnamic aldehyde, citronellic acid, hinokitol, ichthyol pale, Sensiva SC-50, Elestab HP-100, azelaic acid, lyticase, iodopropynyl butylcarbamate (IPBC), isothiazalinones such as octyl isothiazalinone, and azoles, and mixtures thereof.

20 Bleaching Agents

The fibrous elements and/or particles of the present invention may comprise one or more bleaching agents. Non-limiting examples of suitable bleaching agents include peroxyacids, perborate, percarbonate, chlorine bleaches, oxygen bleaches, hypohalite bleaches, bleach precursors, bleach activators, bleach catalysts, hydrogen peroxide, bleach boosters, photobleaches, bleaching
25 enzymes, free radical initiators, peroxygen bleaches, and mixtures thereof.

One or more bleaching agents may be included in the fibrous elements and/or particles of the present invention may be included at a level from about 0.05% to about 30% and/or from about 1% to about 20% by weight on a dry fibrous element basis and/or dry particle basis and/or dry fibrous structure basis. If present, bleach activators may be present in the fibrous elements and/or particles
30 of the present invention at a level from about 0.1% to about 60% and/or from about 0.5% to about 40% by weight on a dry fibrous element basis and/or dry particle basis and/or dry fibrous structure basis.

Non-limiting examples of bleaching agents include oxygen bleach, perborate bleach, percarboxylic acid bleach and salts thereof, peroxygen bleach, persulfate bleach, percarbonate bleach, and mixtures thereof. Further, non-limiting examples of bleaching agents are disclosed in U.S. Pat. No. 4,483,781, U.S. patent application Ser. No. 740,446, European Patent Application 0
5 133 354, U.S. Pat. No. 4,412,934, and U.S. Pat. No. 4,634,551.

Non-limiting examples of bleach activators (e.g., acyl lactam activators) are disclosed in U.S. Pat. Nos. 4,915,854; 4,412,934; 4,634,551; and 4,966,723.

In one example, the bleaching agent comprises a transition metal bleach catalyst, which may be encapsulated. The transition metal bleach catalyst typically comprises a transition metal ion, for
10 example a transition metal ion from a transition metal selected from the group consisting of: Mn(II), Mn(III), Mn(IV), Mn(V), Fe(II), Fe(III), Fe(IV), Co(I), Co(II), Co(III), Ni(I), Ni(II), Ni(III), Cu(I), Cu(II), Cu(III), Cr(II), Cr(III), Cr(IV), Cr(V), Cr(VI), V(III), V(IV), V(V), Mo(IV), Mo(V), Mo(VI), W(IV), W(V), W(VI), Pd(II), Ru(II), Ru(III), and Ru(IV). In one example, the transition metal is selected from the group consisting of: Mn(II), Mn(III), Mn(IV), Fe(II), Fe(III), Cr(II), Cr(III),
15 Cr(IV), Cr(V), and Cr(VI). The transition metal bleach catalyst typically comprises a ligand, for example a macropolycyclic ligand, such as a cross-bridged macropolycyclic ligand. The transition metal ion may be coordinated with the ligand. Further, the ligand may comprise at least four donor atoms, at least two of which are bridgehead donor atoms. Non-limiting examples of suitable transition metal bleach catalysts are described in U.S. 5,580,485, U.S. 4,430,243; U.S. 4,728,455;
20 U.S. 5,246,621; U.S. 5,244,594; U.S. 5,284,944; U.S. 5,194,416; U.S. 5,246,612; U.S. 5,256,779; U.S. 5,280,117; U.S. 5,274,147; U.S. 5,153,161; U.S. 5,227,084; U.S. 5,114,606; U.S. 5,114,611, EP 549,271 A1; EP 544,490 A1; EP 549,272 A1; and EP 544,440 A2. In one example, a suitable transition metal bleach catalyst comprises a manganese-based catalyst, for example disclosed in U.S. 5,576,282. In another example, suitable cobalt bleach catalysts are described, in U.S. 5,597,936 and
25 U.S. 5,595,967. Such cobalt catalysts are readily prepared by known procedures, such as taught for example in U.S. 5,597,936, and U.S. 5,595,967. In yet another, suitable transition metal bleach catalysts comprise a transition metal complex of ligand such as bispidones described in WO 05/042532 A1.

Non-limiting examples of bleach catalysts include a catalyst system comprising a transition
30 metal cation of defined bleach catalytic activity, such as copper, iron, titanium, ruthenium tungsten, molybdenum, or manganese cations, an auxiliary metal cation having little or no bleach catalytic activity, such as zinc or aluminum cations, and a sequester having defined stability constants for

the catalytic and auxiliary metal cations, particularly ethylenediaminetetraacetic acid, ethylenediaminetetra (methylenephosphonic acid) and water-soluble salts thereof. Such catalysts are disclosed in U. S. Pat. No. 4,430,243. Other types of bleach catalysts include the manganese-based complexes disclosed in U.S. Pat. No. 5,246,621 and U.S. Pat. No. 5,244, 594. Preferred examples of these catalysts include Mn.sup.IV.sub.2 (u-O) .sub. 3 (1,4,7-trimethyl- 1,4,7-triazacyclononane).sub.2-(PF.sub.6).sub. 2 ("MnTACN"), Mn.sup.III.sub.2 (u-O).sub. 1 (u-OAc).sub.2 (1,4,7-trimethyl-1,4,7-triazacyclononane).sub.2-(C10.sub.4).sub.2, Mn.sup.F/. sub.4 (u-O). sub.6 (1,4,7-triazacyclononane).sub.4-(C10.sub.4).sub.2, Mn. sup.III Mn. sup.IV.sub.4 (u-O).sub.1 (u-OAc).sub.2 (1,4,7-trimethyl- 1,4, 7-triazacyclononane).sub.2-(C10.sub.4).sub.3, and mixtures thereof. See also European patent application publication no. 549,272. Other ligands suitable for use herein include 1,5,9-trimethyl-1,5,9-triazacyclododecane, 2-methyl- 1,4,7-triazacyclononane, 2-methyl- 1,4,7-triazacyclononane, and mixtures thereof. The bleach catalysts useful in automatic dishwashing compositions and concentrated powder detergent compositions may also be selected as appropriate for the present invention. For examples of suitable bleach catalysts see U.S. Pat. No. 4,246,612 and U.S. Pat. No. 5, 227,084. See also U.S. Pat. No. 5,194,416 which teaches mononuclear manganese (IV) complexes such as Mn(1,4,7-trimethyl- 1,4,7-triazacyclononane(OCH₃). sub. 3-(PF.sub.6). Still another type of bleach catalyst, as disclosed in U.S. Pat. No. 5, 114,606, is a water-soluble complex of manganese (II), (III), and/or (IV) with a ligand which is a non-carboxylate polyhydroxy compound having at least three consecutive C-OH groups. Preferred ligands include sorbitol, iditol, dulcitol, mannitol, xylitol, arabitol, adonitol, meso-erythritol, meso-inositol, lactose, and mixtures thereof. U.S. Pat. No. 5,114,611 teaches a bleach catalyst comprising a complex of transition metals, including Mn, Co, Fe, or Cu, with a non-(macro)-cyclic ligand. Non-limiting examples of ligands include pyridine, pyridazine, pyrimidine, pyrazine, imidazole, pyrazole, and triazole rings. In one example, the ligand is 2,2'-bispyridylamine. In one example, the bleach catalysts includes a Co, Cu, Mn, Fe,-bispyridylmethane and-bispyridylamine complex, such as Co(2,2'-bispyridylamine)Cl₂, Di(isothiocyanato) bispyridylamine-cobalt (II), trisdipyrldylamine-cobalt(II) perchlorate, Co(2,2-bispyridylamine) ₂O ₂C10₄, Bis-(2,2'-bispyridylamine) copper(II) perchlorate, tris(di-2-pyridylamine) iron(II) perchlorate, and mixtures thereof. Other examples of bleach catalysts include Mn gluconate, Mn(CF₃SO₃)₂, Co(NH₃)₅Cl, and the binuclear Mn complexed with tetra-N-dentate and bi-N-dentate ligands, including N₄Mn(III) (u-O)₂ Mn(IV) N₄)⁺ and [Bipy₂Mn(III) (u-O)₂Mn(IV) bipy₂](C10₄)₃.

The bleach catalysts may also be prepared by combining a water-soluble ligand with a water-soluble manganese salt in aqueous media and concentrating the resulting mixture by evaporation. Any convenient water-soluble salt of manganese can be used herein. Manganese (II), (III), (IV) and/or (V) is readily available on a commercial scale. In some instances, sufficient manganese may be present in the wash liquor, but, in general, it is preferred to detergent composition Mn cations in the compositions to ensure its presence in catalytically-effective amounts. Thus, the sodium salt of the ligand and a member selected from the group consisting of MnSO_4 , $\text{Mn}(\text{C}_{10}\text{H}_{17}\text{O}_2)_2$ or MnCl_2 (least preferred) are dissolved in water at molar ratios of ligand:Mn salt in the range of about 1:4 to 4:1 at neutral or slightly alkaline pH. The water may first be de-oxygenated by boiling and cooled by spraying with nitrogen. The resulting solution is evaporated (under N_2 , if desired) and the resulting solids are used in the bleaching and detergent compositions herein without further purification.

In an alternate mode, the water-soluble manganese source, such as MnSO_4 , is added to the bleach/cleaning composition or to the aqueous bleaching/cleaning bath which comprises the ligand. Some type of complex is apparently formed in situ, and improved bleach performance is secured. In such an in situ process, it is convenient to use a considerable molar excess of the ligand over the manganese, and mole ratios of ligand:Mn typically are 3:1 to 15:1. The additional ligand also serves to scavenge vagrant metal ions such as iron and copper, thereby protecting the bleach from decomposition. One possible such system is described in European patent application, publication no. 549,271.

While the structures of the bleach-catalyzing manganese complexes useful in the present invention have not been elucidated, it may be speculated that they comprise chelates or other hydrated coordination complexes which result from the interaction of the carboxyl and nitrogen atoms of the ligand with the manganese cation. Likewise, the oxidation state of the manganese cation during the catalytic process is not known with certainty, and may be the (+II), (+III), (+IV) or (+V) valence state. Due to the ligands' possible six points of attachment to the manganese cation, it may be reasonably speculated that multi-nuclear species and/or "cage" structures may exist in the aqueous bleaching media. Whatever the form of the active Mn-ligand species which actually exists, it functions in an apparently catalytic manner to provide improved bleaching performances on stubborn stains such as tea, ketchup, coffee, wine, juice, and the like.

Other bleach catalysts are described, for example, in European patent application, publication no. 408,131 (cobalt complex catalysts), European patent applications, publication nos. 384,503, and

306,089 (metallo-porphyrin catalysts), U.S. Pat. No. 4,728,455 (manganese/multidentate ligand catalyst), U.S. Pat. No. 4,711,748 and European patent application, publication no. 224,952, (absorbed manganese on aluminosilicate catalyst), U.S. Pat. No. 4,601,845 (aluminosilicate support with manganese and zinc or magnesium salt), U.S. Pat. No. 4,626, 373 (manganese/ligand catalyst),
 5 U.S. Pat. No. 4,119, 557 (ferric complex catalyst), German Pat. specification 2,054,019 (cobalt chelant catalyst) Canadian 866,191 (transition metal-containing salts), U.S. Pat. No. 4,430, 243 (chelants with manganese cations and non-catalytic metal cations), and U.S. Pat. No. 4,728,455 (manganese gluconate catalysts).

In one example, the bleach catalyst comprises a cobalt pentaamine chloride salts having the
 10 formula $[\text{Co}(\text{NH}_3)_5 \text{Cl}] \cdot \text{Y}$, and especially $[\text{Co}(\text{NH}_3)_5 \text{Cl}]\text{Cl} \cdot 2\text{H}_2\text{O}$. Other cobalt bleach catalysts useful herein are described for example along with their base hydrolysis rates, in M. L. Tobe, "Base Hydrolysis of Transition-Metal Complexes", Adv. Inorg. Bioinorg. Mech., (1983), 2, pages 1-94. For example, Table 1 at page 17, provides the base hydrolysis rates (designated therein as k_{OH}) for cobalt pentaamine catalysts complexed with oxalate ($k_{\text{OH}} = 2.5 \times 10^{-4} \text{ M}^{-1} \text{ s}^{-1}$ (25°C)), NCS ($k_{\text{OH}} = 5.0 \times 10^{-4} \text{ M}^{-1} \text{ s}^{-1}$ (25°C)), formate ($k_{\text{OH}} = 5.8 \times 10^{-4} \text{ M}^{-1} \text{ s}^{-1}$ (25°C)), and acetate ($k_{\text{OH}} = 9.6 \times 10^{-4} \text{ M}^{-1} \text{ s}^{-1}$ (25°C)). The most preferred cobalt catalyst useful herein are cobalt pentaamine acetate salts having the formula $[\text{Co}(\text{NH}_3)_5 \text{OAc}] \cdot \text{T}$, wherein OAc represents an acetate moiety, and especially cobalt pentaamine acetate
 15 chloride, $[\text{Co}(\text{NH}_3)_5 \text{OAc}]\text{Cl} \cdot 2\text{H}_2\text{O}$; as well as $[\text{Co}(\text{NH}_3)_5 \text{OAc}](\text{OAc}) \cdot 2\text{H}_2\text{O}$; $[\text{Co}(\text{NH}_3)_5 \text{OAc}](\text{PF}_6) \cdot 2\text{H}_2\text{O}$; $[\text{Co}(\text{NH}_3)_5 \text{OAc}](\text{SO}_4) \cdot 4\text{H}_2\text{O}$; $[\text{Co}(\text{NH}_3)_5 \text{OAc}](\text{BF}_4) \cdot 2\text{H}_2\text{O}$; and $[\text{Co}(\text{NH}_3)_5 \text{OAc}](\text{NO}_3) \cdot 2\text{H}_2\text{O}$.

These bleach catalysts may be readily prepared by known procedures, such as taught for example in the Tobe article hereinbefore and the references cited therein, in U.S. Pat. No. 4,810,410,
 25 to Diakun et al, issued Mar. 7, 1989, J. Chem. Ed. (1989), 66 (12), 1043-45; The Synthesis and Characterization of Inorganic Compounds, W. L. Jolly (Prentice-Hall; 1970), pp. 461-3; Inorg. Chem., 18, 1497-1502 (1979); Inorg. Chem., 21, 2881-2885 (1982); Inorg. Chem., 18, 2023-2025 (1979); Inorg. Synthesis, 173-176 (1960); and Journal of Physical Chemistry 56, 22-25 (1952). These bleach catalysts may also be coprocessed with adjunct materials so as to reduce the color
 30 impact if desired for the aesthetics of the product, or to be included in enzyme-containing particles as exemplified hereinafter, or the compositions may be manufactured to contain catalyst "speckles".

Bleaching agents other than oxygen bleaching agents are also known in the art and can be utilized herein (e.g., photoactivated bleaching agents such as the sulfonated zinc and/or aluminum phthalocyanines (U.S. Pat. No. 4,033,718, incorporated herein by reference)), and/or pre-formed organic peracids, such as peroxydicarboxylic acid or salt thereof, and/or peroxydisulphonic acids or salts thereof. In one example, a suitable organic peracid comprises phthaloylimidoperoxycaproic acid or salt thereof. When present, the photoactivated bleaching agents, such as sulfonated zinc phthalocyanine, may be present in the fibrous elements and/or particles and/or fibrous structures of the present invention at a level from about 0.025% to about 1.25% by weight on a dry fibrous element basis and/or dry particle basis and/or dry fibrous structure basis.

Non-limiting examples of bleach activators are selected from the group consisting of tetraacetyl ethylene diamine (TAED), benzoylcaprolactam (BzCL), 4-nitrobenzoylcaprolactam, 3-chlorobenzoyl-caprolactam, benzoyloxybenzenesulphonate (BOBS), nonanoyloxybenzenesulphonate (NOBS), phenyl benzoate (PhBz), decanoyloxybenzenesulphonate (C.sub.10-OBS), benzoylvalerolactam (BZVL), octanoyloxybenzenesulphonate (C.sub.8-OBS), perhydrolyzable esters and mixtures thereof, most preferably benzoylcaprolactam and benzoylvalerolactam. Particularly preferred bleach activators in the pH range from about 8 to about 9.5 are those selected having an OBS or VL leaving group. Quaternary substituted bleach activators (a quaternary substituted bleach activator (QSBA) or a quaternary substituted peracid (QSP)) may also be included.

Non-limiting examples of organic peroxides, such as diacyl peroxides are extensively illustrated in Kirk Othmer, Encyclopedia of Chemical Technology, Vol. 17, John Wiley and Sons, 1982 at pages 27-90 and especially at pages 63-72, all incorporated wherein by reference. If a diacyl peroxide is used, it may be one which exerts minimal adverse impact on spotting/filming.

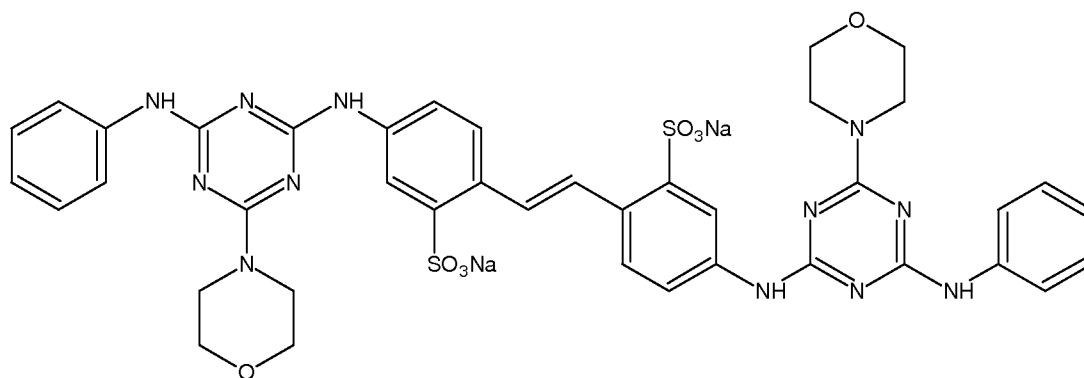
Dye Transfer Inhibiting Agents

The fibrous elements and/or particles of the present invention may include one or more dye transfer inhibiting agents. Suitable polymeric dye transfer inhibiting agents include, but are not limited to, polyvinylpyrrolidone polymers, polyamine N-oxide polymers, copolymers of N-vinylpyrrolidone and N-vinylimidazole, polyvinylloxazolidones and polyvinylimidazoles or mixtures thereof. The dye transfer inhibiting agents may be present in the fibrous elements and/or particles and/or fibrous structure products of the present invention at levels from about 0.0001% to about 10%, from about 0.01% to about 5% or even from about 0.1% to about 3% by weight on a dry fibrous element basis and/or dry particle basis and/or dry fibrous structure basis .

Brighteners

The fibrous elements and/or particles of the present invention may contain active agents, such as brighteners, for example fluorescent brighteners. Such brighteners may tint articles being cleaned.

The fibrous elements and/or particles may comprise C.I. fluorescent brightener 260 in α -crystalline form having the following structure:



In one aspect, the brightener is a cold water-soluble brightener, such as the C.I. fluorescent brightener 260 in α -crystalline form.

In one aspect the brightener is predominantly in α -crystalline form, which means that typically at least 50wt%, at least 75wt%, at least 90wt%, at least 99wt%, or even substantially all, of the C.I. fluorescent brightener 260 is in α -crystalline form.

The brightener is typically in a micronized particulate form, having a weight average primary particle size of from 3 to 30 μm , from 3 to 20 μm , or from 3 to 10 μm as measured according to the Median Particle Size Test Method

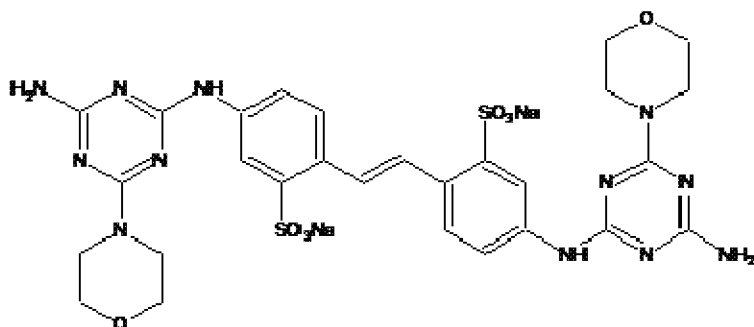
The composition may comprises C.I. fluorescent brightener 260 in β -crystalline form, and the weight ratio of: (i) C.I. fluorescent brightener 260 in α -crystalline form, to (ii) C.I. fluorescent brightener 260 in β -crystalline form may be at least 0.1, or at least 0.6.

BE680847 relates to a process for making C.I fluorescent brightener 260 in α -crystalline form.

Commercial optical brighteners which may be useful in the present invention can be classified into subgroups, which include, but are not necessarily limited to, derivatives of stilbene, pyrazoline, coumarin, carboxylic acid, methinecyanines, dibenzothiophene-5,5-dioxide, azoles, 5- and 6-membered-ring heterocycles, and other miscellaneous agents. Examples of such brighteners

are disclosed in "The Production and Application of Fluorescent Brightening Agents", M. Zahradnik, Published by John Wiley & Sons, New York (1982). Specific nonlimiting examples of optical brighteners which are useful in the present compositions are those identified in U.S. Pat. No. 4,790,856 and U.S. Pat. No. 3,646,015.

5 A further suitable brightener has the structure below:



Suitable fluorescent brightener levels include lower levels of from about 0.01, from about 0.05, from about 0.1 or even from about 0.2 wt % to upper levels of 0.5 or even 0.75 wt %.

In one aspect the brightener may be loaded onto a clay to form a particle.

10 Hueing Agents

The composition may comprise a hueing agent. Suitable hueing agents include dyes, dye-clay conjugates, and pigments. Suitable dyes include small molecule dyes and polymeric dyes. Suitable small molecule dyes include small molecule dyes selected from the group consisting of dyes falling into the Colour Index (C.I.) classifications of Direct Blue, Direct Red, Direct Violet, Acid Blue, 15 Acid Red, Acid Violet, Basic Blue, Basic Violet and Basic Red, or mixtures thereof.

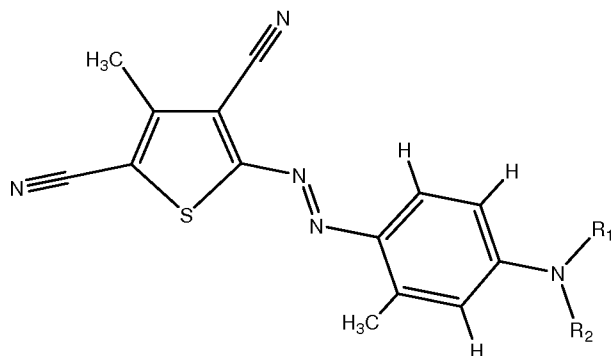
In another aspect, suitable small molecule dyes include small molecule dyes selected from the group consisting of Colour Index (Society of Dyers and Colourists, Bradford, UK) numbers Direct Violet 9, Direct Violet 35, Direct Violet 48, Direct Violet 51, Direct Violet 66, Direct Violet 99, Direct Blue 1, Direct Blue 71, Direct Blue 80, Direct Blue 279, Acid Red 17, Acid Red 73, Acid 20 Red 88, Acid Red 150, Acid Violet 15, Acid Violet 17, Acid Violet 24, Acid Violet 43, Acid Red 52, Acid Violet 49, Acid Violet 50, Acid Blue 15, Acid Blue 17, Acid Blue 25, Acid Blue 29, Acid Blue 40, Acid Blue 45, Acid Blue 75, Acid Blue 80, Acid Blue 83, Acid Blue 90 and Acid Blue 113, Acid Black 1, Basic Violet 1, Basic Violet 3, Basic Violet 4, Basic Violet 10, Basic Violet 35, Basic Blue 3, Basic Blue 16, Basic Blue 22, Basic Blue 47, Basic Blue 66, Basic Blue 75, Basic Blue 159 and 25 mixtures thereof. In another aspect, suitable small molecule dyes include small molecule dyes selected from the group consisting of Colour Index (Society of Dyers and Colourists, Bradford, UK)

numbers Acid Violet 17, Acid Violet 43, Acid Red 52, Acid Red 73, Acid Red 88, Acid Red 150, Acid Blue 25, Acid Blue 29, Acid Blue 45, Acid Blue 113, Acid Black 1, Direct Blue 1, Direct Blue 71, Direct Violet 51 and mixtures thereof. In another aspect, suitable small molecule dyes include small molecule dyes selected from the group consisting of Colour Index (Society of Dyers and Colourists, Bradford, UK) numbers Acid Violet 17, Direct Blue 71, Direct Violet 51, Direct Blue 1, Acid Red 88, Acid Red 150, Acid Blue 29, Acid Blue 113 or mixtures thereof.

Suitable polymeric dyes include polymeric dyes selected from the group consisting of polymers containing conjugated chromogens (dye-polymer conjugates) and polymers with chromogens co-polymerized into the backbone of the polymer and mixtures thereof.

In another aspect, suitable polymeric dyes include polymeric dyes selected from the group consisting of surface-substantive colorants sold under the name of Liquitint® (Milliken, Spartanburg, South Carolina, USA), dye-polymer conjugates formed from at least one reactive dye and a polymer selected from the group consisting of polymers comprising a moiety selected from the group consisting of a hydroxyl moiety, a primary amine moiety, a secondary amine moiety, a thiol moiety and mixtures thereof. In still another aspect, suitable polymeric dyes include polymeric dyes selected from the group consisting of Liquitint® (Milliken, Spartanburg, South Carolina, USA) Violet CT, carboxymethyl cellulose (CMC) conjugated with a reactive blue, reactive violet or reactive red dye such as CMC conjugated with C.I. Reactive Blue 19, sold by Megazyme, Wicklow, Ireland under the product name AZO-CM-CELLULOSE, product code S-ACMC, alkoxylated triphenyl-methane polymeric colourants, alkoxylated thiophene polymeric colourants, and mixtures thereof.

Preferred hueing dyes include the whitening agents found in WO 08/87497 A1. These whitening agents may be characterized by the following structure (I):

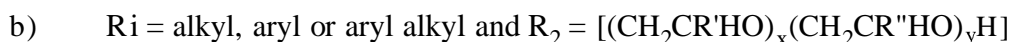


(I)

wherein R_1 and R_2 can independently be selected from:



wherein R' is selected from the group consisting of H, CH_3 , $CH_2O(CH_2CH_2O)_zH$, and mixtures thereof; wherein R'' is selected from the group consisting of H, $CH_2O(CH_2CH_2O)_zH$, and mixtures thereof; wherein $x + y \leq 5$; wherein $y \geq 1$; and wherein $z = 0$ to 5;



wherein R' is selected from the group consisting of H, CH_3 , $CH_2O(CH_2CH_2O)_zH$, and mixtures thereof; wherein R'' is selected from the group consisting of H, $CH_2O(CH_2CH_2O)_zH$, and mixtures thereof; wherein $x + y \leq 10$; wherein $y \geq 1$; and wherein $z = 0$ to 5;

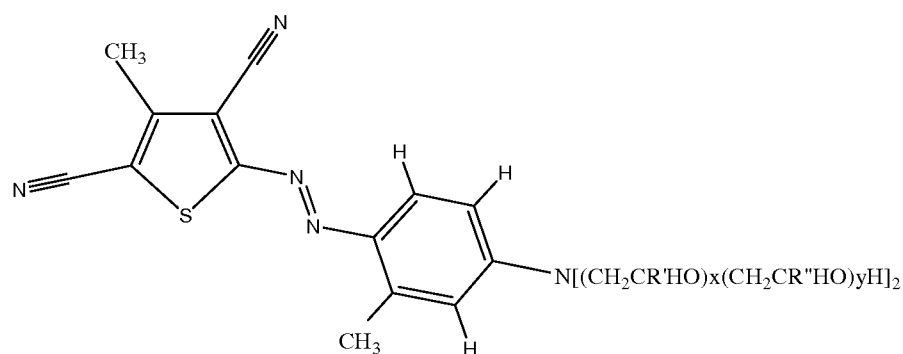


wherein R_3 is selected from the group consisting of H, $(CH_2CH_2O)_zH$, and mixtures thereof; and wherein $z = 0$ to 10;

wherein R_4 is selected from the group consisting of (C_1-C_6) alkyl, aryl groups, and mixtures thereof; and

d) wherein R_1 and R_2 can independently be selected from the amino addition product of styrene oxide, glycidyl methyl ether, isobutyl glycidyl ether, isopropylglycidyl ether, t-butyl glycidyl ether, 2-ethylhexylglycidyl ether, and glycidylhexadecyl ether, followed by the addition of from 1 to 10 alkylene oxide units.

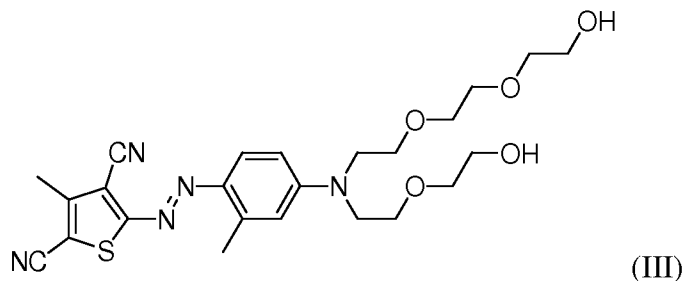
A preferred whitening agent of the present invention may be characterized by the following structure (II):



(II)

wherein R' is selected from the group consisting of H, CH_3 , $CH_2O(CH_2CH_2O)_zH$, and mixtures thereof; wherein R'' is selected from the group consisting of H, $CH_2O(CH_2CH_2O)_zH$, and mixtures thereof; wherein $x + y \leq 5$; wherein $y \geq 1$; and wherein $z = 0$ to 5.

A further preferred whitening agent of the present invention may be characterized by the following structure (III):



This whitening agent is commonly referred to as "Violet DD". Violet DD is typically a mixture having a total of 5 EO groups. This structure is arrived the following selection in Structure I of the following pendant groups in "part a" above:

.	R1				R2			
	R'	R''	X	Y	R'	R''	x	y
a	H	H	3	1	H	H	0	1
b	H	H	2	1	H	H	1	1
c=b	H	H	1	1	H	H	2	1
d=a	H	H	0	1	H	H	3	1

Further whitening agents of use include those described in USPN 2008 34511 A1 (Unilever). A preferred agent is "Violet 13".

Suitable dye clay conjugates include dye clay conjugates selected from the group comprising at least one cationic/basic dye and a smectite clay, and mixtures thereof. In another aspect, suitable dye clay conjugates include dye clay conjugates selected from the group consisting of one cationic/basic dye selected from the group consisting of C.I. Basic Yellow 1 through 108, C.I. Basic Orange 1 through 69, C.I. Basic Red 1 through 118, C.I. Basic Violet 1 through 51, C.I. Basic Blue 1 through 164, C.I. Basic Green 1 through 14, C.I. Basic Brown 1 through 23, CI Basic Black 1 through 11, and a clay selected from the group consisting of Montmorillonite clay, Hectorite clay, Saponite clay and mixtures thereof. In still another aspect, suitable dye clay conjugates include dye clay conjugates selected from the group consisting of: Montmorillonite Basic Blue B7 C.I. 42595 conjugate, Montmorillonite Basic Blue B9 C.I. 52015 conjugate, Montmorillonite Basic Violet V3 C.I. 42555 conjugate, Montmorillonite Basic Green G1 C.I. 42040 conjugate, Montmorillonite Basic Red R1 C.I. 45160 conjugate, Montmorillonite C.I. Basic Black 2 conjugate, Hectorite Basic Blue B7 C.I. 42595 conjugate, Hectorite Basic Blue B9 C.I. 52015 conjugate, Hectorite Basic Violet V3

C.I. 42555 conjugate, Hectorite Basic Green G1 C.I. 42040 conjugate, Hectorite Basic Red R1 C.I. 45160 conjugate, Hectorite C.I. Basic Black 2 conjugate, Saponite Basic Blue B7 C.I. 42595 conjugate, Saponite Basic Blue B9 C.I. 52015 conjugate, Saponite Basic Violet V3 C.I. 42555 conjugate, Saponite Basic Green G1 C.I. 42040 conjugate, Saponite Basic Red R1 C.I. 45160 conjugate, Saponite C.I. Basic Black 2 conjugate and mixtures thereof.

Suitable pigments include pigments selected from the group consisting of flavanthrone, indanthrone, chlorinated indanthrone containing from 1 to 4 chlorine atoms, pyranthrone, dichloropyranthrone, monobromodichloropyranthrone, dibromodichloropyranthrone, tetrabromopyranthrone, perylene-3,4,9,10-tetracarboxylic acid diimide, wherein the imide groups may be unsubstituted or substituted by C1-C3 -alkyl or a phenyl or heterocyclic radical, and wherein the phenyl and heterocyclic radicals may additionally carry substituents which do not confer solubility in water, anthrapyrimidinecarboxylic acid amides, violanthrone, isoviolanthrone, dioxazine pigments, copper phthalocyanine which may contain up to 2 chlorine atoms per molecule, polychloro-copper phthalocyanine or polybromochloro-copper phthalocyanine containing up to 14 bromine atoms per molecule and mixtures thereof.

In another aspect, suitable pigments include pigments selected from the group consisting of Ultramarine Blue (C.I. Pigment Blue 29), Ultramarine Violet (C.I. Pigment Violet 15) and mixtures thereof.

The aforementioned fabric hueing agents can be used in combination (any mixture of fabric hueing agents can be used). Suitable fabric hueing agents can be purchased from Aldrich, Milwaukee, Wisconsin, USA; Ciba Specialty Chemicals, Basel, Switzerland; BASF, Ludwigshafen, Germany; Dayglo Color Corporation, Mumbai, India; Organic Dyestuffs Corp., East Providence, Rhode Island, USA; Dystar, Frankfurt, Germany; Lanxess, Leverkusen, Germany; Megazyme, Wicklow, Ireland; Clariant, Muttenz, Switzerland; Avecia, Manchester, UK and/or made in accordance with the examples contained herein. Suitable hueing agents are described in more detail in US 7,208,459 B2.

Enzymes

One or more enzymes may be present in the fibrous elements and/or particles of the present invention. Non-limiting examples of suitable enzymes include proteases, amylases, lipases, cellulases, carbohydrases including mannanases and endoglucanases, pectinases, hemicellulases, peroxidases, xylanases, phospholipases, esterases, cutinases, keratanases, reductases, oxidases,

phenoloxidasases, lipoxygenases, ligninases, pullulanases, tannases, penosanases, malanases, glucanases, arabinosidases, hyaluraonidases, chondroitinases, laccases, and mixtures thereof.

Enzymes may be included in the fibrous elements and/or particles of the present invention for a variety of purposes, including but not limited to removal of protein-based, carbohydrate-based, or triglyceride-based stains from substrates, for the prevention of refugee dye transfer in fabric laundering, and for fabric restoration. In one example, the fibrous elements and/or particles of the present invention may include proteases, amylases, lipases, cellulases, peroxidases, and mixtures thereof of any suitable origin, such as vegetable, animal, bacterial, fungal and yeast origin. Selections of the enzymes utilized are influenced by factors such as pH-activity and/or stability optima, thermostability, and stability to other additives, such as active agents, for example builders, present within the fibrous elements and/or particles. In one example, the enzyme is selected from the group consisting of: bacterial enzymes (for example bacterial amylases and/or bacterial proteases), fungal enzymes (for example fungal cellulases), and mixtures thereof.

When present in the fibrous elements and/or particles of the present invention, the enzymes may be present at levels sufficient to provide a "cleaning-effective amount". The term "cleaning effective amount" refers to any amount capable of producing a cleaning, stain removal, soil removal, whitening, deodorizing, or freshness improving effect on substrates such as fabrics, dishware, flooring, porcelain and ceramics, metal surfaces and the like. In practical terms for current commercial preparations, typical amounts are up to about 5 mg by weight, more typically 0.01 mg to 3 mg, of active enzyme per gram of the fibrous element and/or particle of the present invention. Stated otherwise, the fibrous elements and/or particles of the present invention will typically comprise from about 0.001% to about 5% and/or from about 0.01% to about 3% and/or from about 0.01% to about 1% by weight on a dry fibrous element basis and/or dry particle basis and/or dry fibrous structure basis.

One or more enzymes may be applied to the fibrous element and/or particle after the fibrous element and/or particle is produced.

A range of enzyme materials and means for their incorporation into the filament-forming composition of the present invention, which may be a synthetic detergent composition, is also disclosed in WO 9307263 A; WO 9307260 A; WO 8908694 A; U.S. Pat. Nos. 3,553,139; 4,101,457; and U.S. Pat. No. 4,507,219.

Enzyme_Stabilizing_System

When enzymes are present in the fibrous elements and/or particles of the present invention, an enzyme stabilizing system may also be included in the fibrous elements and/or particles. Enzymes may be stabilized by various techniques. Non-limiting examples of enzyme stabilization techniques are disclosed and exemplified in U.S. Pat. Nos. 3,600,319 and 3,519,570; EP 199,405, EP 200,586; and WO 9401532 A.

In one example, the enzyme stabilizing system may comprise calcium and/or magnesium ions.

The enzyme stabilizing system may be present in the fibrous elements and/or particles of the present invention at a level of from about 0.001% to about 10% and/or from about 0.005% to about 8% and/or from about 0.01% to about 6% by weight on a dry fibrous element basis and/or dry particle basis and/or dry fibrous structure basis. The enzyme stabilizing system can be any stabilizing system which is compatible with the enzymes present in the fibrous elements and/or particles. Such an enzyme stabilizing system may be inherently provided by other formulation actives, or be added separately, e.g., by the formulator or by a manufacturer of enzymes. Such enzyme stabilizing systems may, for example, comprise calcium ion, magnesium ion, boric acid, propylene glycol, short chain carboxylic acids, boronic acids, and mixtures thereof, and are designed to address different stabilization problems.

Heat Forming Agents

The fibrous elements and/or particles of the present invention may contain a heat forming agent. Heat forming agents are formulated to generate heat in the presence of water and/or oxygen (e.g., oxygen in the air, etc.) and to thereby accelerate the rate at which the fibrous structure degrades in the presence of water and/or oxygen, and/or to increase the effectiveness of one or more of the actives in the fibrous element. The heat forming agent can also or alternatively be used to accelerate the rate of release of one or more actives from the fibrous structure. The heat forming agent is formulated to undergo an exothermic reaction when exposed to oxygen (i.e., oxygen in the air, oxygen in the water, etc.) and/or water. Many different materials and combination of materials can be used as the heat forming agent. Non-limiting heat forming agents that can be used in the fibrous structure include electrolyte salts (e.g., aluminum chloride, calcium chloride, calcium sulfate, cupric chloride, cuprous chloride, ferric sulfate, magnesium chloride, magnesium sulfate, manganese chloride, manganese sulfate, potassium chloride, potassium sulfate, sodium acetate, sodium chloride, sodium carbonate, sodium sulfate, etc.), glycols (e.g., propylene glycol, dipropylene glycol, etc.), lime (e.g., quick lime, slaked lime, etc.), metals (e.g., chromium, copper, iron, magnesium,

manganese, etc.), metal oxides (e.g., aluminum oxide, iron oxide, etc.), polyalkyleneamine, polyalkyleneimine, polyvinyl amine, zeolites, glycerin, 1,3, propanediol, polysorbates esters (e.g., Tweens 20, 60, 85, 80), and/or poly glycerol esters (e.g., Noobe, Drewpol and Drewmulze from Stepan). The heat forming agent can be formed of one or more materials. For example, magnesium sulfate can singularly form the heat forming agent. In another non-limiting example, the combination of about 2-25 weight percent activated carbon, about 30-70 weight percent iron powder and about 1-10 weight percent metal salt can form the heat forming agent. As can be appreciated, other or additional materials can be used alone or in combination with other materials to form the heat forming agent. Non-limiting examples of materials that can be used to form the heat forming agent used in a fibrous structure are disclosed in U.S. Pat. Nos. 5,674,270 and 6,020,040; and in U.S. Patent Application Publication Nos. 2008/0132438 and 2011/0301070.

Degrading Accelerators

The fibrous elements and/or particles of the present invention may contain a degrading accelerators used to accelerate the rate at which a fibrous structure degrades in the presence of water and/or oxygen. The degrading accelerator, when used, is generally designed to release gas when exposed to water and/or oxygen, which in turn agitates the region about the fibrous structure so as to cause acceleration in the degradation of a carrier film of the fibrous structure. The degrading accelerator, when used, can also or alternatively be used to accelerate the rate of release of one or more actives from the fibrous structure; however, this is not required. The degrading accelerator, when used, can also or alternatively be used to increase the effectivity of one or more of the actives in the fibrous structure; however, this is not required. The degrading accelerator can include one or more materials such as, but not limited to, alkali metal carbonates (e.g. sodium carbonate, potassium carbonate, etc.), alkali metal hydrogen carbonates (e.g., sodium hydrogen carbonate, potassium hydrogen carbonate, etc.), ammonium carbonate, etc. The water soluble strip can optionally include one or more activators that are used to activate or increase the rate of activation of the one or more degrading accelerators in the fibrous structure. As can be appreciated, one or more activators can be included in the fibrous structure even when no degrading accelerator exists in the fibrous structure; however, this is not required. For instance, the activator can include an acidic or basic compound, wherein such acidic or basic compound can be used as a supplement to one or more actives in the fibrous structure when a degrading accelerator is or is not included in the fibrous structure. Non-limiting examples of activators, when used, that can be included in the fibrous structure include organic acids (e.g., hydroxy-carboxylic acids [citric acid, tartaric acid, malic acid, lactic acid,

gluconic acid, etc.], saturated aliphatic carboxylic acids [acetic acid, succinic acid, etc.], unsaturated aliphatic carboxylic acids [e.g., fumaric acid, etc.]. Non-limiting examples of materials that can be used to form degrading accelerators and activators used in a fibrous structure are disclosed in U.S. Patent Application Publication No. 2011/0301070.

5 Release of Active Agent

One or more active agents may be released from the fibrous element and/or particle and/or fibrous structure when the fibrous element and/or particle and/or fibrous structure is exposed to a triggering condition. In one example, one or more active agents may be released from the fibrous element and/or particle and/or fibrous structure or a part thereof when the fibrous element and/or
10 particle and/or fibrous structure or the part thereof loses its identity, in other words, loses its physical structure. For example, a fibrous element and/or particle and/or fibrous structure loses its physical structure when the filament-forming material dissolves, melts or undergoes some other transformative step such that its structure is lost. In one example, the one or more active agents are released from the fibrous element and/or particle and/or fibrous structure when the fibrous element's
15 and/or particle's and/or fibrous structure's morphology changes.

In another example, one or more active agents may be released from the fibrous element and/or particle and/or fibrous structure or a part thereof when the fibrous element and/or particle and/or fibrous structure or the part thereof alters its identity, in other words, alters its physical structure rather than loses its physical structure. For example, a fibrous element and/or particle
20 and/or fibrous structure alters its physical structure when the filament-forming material swells, shrinks, lengthens, and/or shortens, but retains its filament-forming properties.

In another example, one or more active agents may be released from the fibrous element and/or particle and/or fibrous structure with its morphology not changing (not losing or altering its physical structure).

25 In one example, the fibrous element and/or particle and/or fibrous structure may release an active agent upon the fibrous element and/or particle and/or fibrous structure being exposed to a triggering condition that results in the release of the active agent, such as by causing the fibrous element and/or particle and/or fibrous structure to lose or alter its identity as discussed above. Non-limiting examples of triggering conditions include exposing the fibrous element and/or particle
30 and/or fibrous structure to solvent, a polar solvent, such as alcohol and/or water, and/or a non-polar solvent, which may be sequential, depending upon whether the filament-forming material comprises a polar solvent-soluble material and/or a non-polar solvent-soluble material; exposing the fibrous

element and/or particle and/or fibrous structure to heat, such as to a temperature of greater than 75°F and/or greater than 100°F and/or greater than 150°F and/or greater than 200°F and/or greater than 212°F; exposing the fibrous element and/or particle and/or fibrous structure to cold, such as to a temperature of less than 40°F and/or less than 32°F and/or less than 0°F; exposing the fibrous
5 element and/or particle and/or fibrous structure to a force, such as a stretching force applied by a consumer using the fibrous element and/or particle and/or fibrous structure; and/or exposing the fibrous element and/or particle and/or fibrous structure to a chemical reaction; exposing the fibrous element and/or particle and/or fibrous structure to a condition that results in a phase change; exposing the fibrous element and/or particle and/or fibrous structure to a pH change and/or a
10 pressure change and/or temperature change; exposing the fibrous element and/or particle and/or fibrous structure to one or more chemicals that result in the fibrous element and/or particle and/or fibrous structure releasing one or more of its active agents; exposing the fibrous element and/or particle and/or fibrous structure to ultrasonics; exposing the fibrous element and/or particle and/or fibrous structure to light and/or certain wavelengths; exposing the fibrous element and/or particle
15 and/or fibrous structure to a different ionic strength; and/or exposing the fibrous element and/or particle and/or fibrous structure to an active agent released from another fibrous element and/or particle and/or fibrous structure.

In one example, one or more active agents may be released from the fibrous elements and/or particles of the present invention when a fibrous structure product comprising the fibrous elements
20 and/or particles is subjected to a triggering step selected from the group consisting of: pre-treating stains on a fabric article with the fibrous structure product; forming a wash liquor by contacting the fibrous structure product with water; tumbling the fibrous structure product in a dryer; heating the fibrous structure product in a dryer; and combinations thereof.

Filament-forming Composition

25 The fibrous elements of the present invention are made from a filament-forming composition. The filament-forming composition is a polar-solvent-based composition. In one example, the filament-forming composition is an aqueous composition comprising one or more filament-forming materials and one or more active agents.

The filament-forming composition of the present invention may have a shear viscosity as
30 measured according to the Shear Viscosity Test Method described herein of from about 1 Pascal-Seconds to about 25 Pascal-Seconds and/or from about 2 Pascal-Seconds to about 20

Pascal-Seconds and/or from about 3 Pascal-Seconds to about 10 Pascal-Seconds, as measured at a shear rate of $3,000 \text{ sec}^{-1}$ and at the processing temperature (50°C to 100°C).

The filament-forming composition may be processed at a temperature of from about 50°C to about 100°C and/or from about 65°C to about 95°C and/or from about 70°C to about 90°C when making fibrous elements from the filament-forming composition.

In one example, the filament-forming composition may comprise at least 20% and/or at least 30% and/or at least 40% and/or at least 45% and/or at least 50% to about 90% and/or to about 85% and/or to about 80% and/or to about 75% by weight of one or more filament-forming materials, one or more active agents, and mixtures thereof. The filament-forming composition may comprise from about 10% to about 80% by weight of a polar solvent, such as water.

In one example, non-volatile components of the filament-forming composition may comprise from about 20% and/or 30% and/or 40% and/or 45% and/or 50% to about 75% and/or 80% and/or 85% and/or 90% by weight based on the total weight of the filament-forming composition. The non-volatile components may be composed of filament-forming materials, such as backbone polymers, active agents and combinations thereof. Volatile components of the filament-forming composition will comprise the remaining percentage and range from 10% to 80% by weight based on the total weight of the filament-forming composition.

In a fibrous element spinning process, the fibrous elements need to have initial stability as they leave the spinning die. Capillary Number is used to characterize this initial stability criterion. At the conditions of the die, the Capillary Number should be at least 1 and/or at least 3 and/or at least 4 and/or at least 5.

In one example, the filament-forming composition exhibits a Capillary Number of from at least 1 to about 50 and/or at least 3 to about 50 and/or at least 5 to about 30 such that the filament-forming composition can be effectively polymer processed into a fibrous element.

"Polymer processing" as used herein means any spinning operation and/or spinning process by which a fibrous element comprising a processed filament-forming material is formed from a filament-forming composition. The spinning operation and/or process may include spun bonding, melt blowing, electro-spinning, rotary spinning, continuous filament producing and/or tow fiber producing operations/processes. A "processed filament-forming material" as used herein means any filament-forming material that has undergone a melt processing operation and a subsequent polymer processing operation resulting in a fibrous element.

The Capillary number is a dimensionless number used to characterize the likelihood of this droplet breakup. A larger capillary number indicates greater fluid stability upon exiting the die. The Capillary number is defined as follows:

$$Ca = \frac{V * \eta}{\sigma}$$

5 V is the fluid velocity at the die exit (units of Length per Time),

η is the fluid viscosity at the conditions of the die (units of Mass per Length*Time),

σ is the surface tension of the fluid (units of mass per Time²). When velocity, viscosity, and surface tension are expressed in a set of consistent units, the resulting Capillary number will have no units of its own; the individual units will cancel out.

10 The Capillary number is defined for the conditions at the exit of the die. The fluid velocity is the average velocity of the fluid passing through the die opening. The average velocity is defined as follows:

$$V = \frac{V_{\text{ave}} * l'}{\text{Area}}$$

Vol' = volumetric flowrate (units of Length³ per Time),

15 Area = cross-sectional area of the die exit (units of Length²).

When the die opening is a circular hole, then the fluid velocity can be defined as

$$V = \frac{V_{\text{ave}} * l'}{\pi * R^2}$$

R is the radius of the circular hole (units of length).

20 The fluid viscosity will depend on the temperature and may depend of the shear rate. The definition of a shear thinning fluid includes a dependence on the shear rate. The surface tension will depend on the makeup of the fluid and the temperature of the fluid.

In one example, the filament-forming composition may comprise one or more release agents and/or lubricants. Non-limiting examples of suitable release agents and/or lubricants include fatty acids, fatty acid salts, fatty alcohols, fatty esters, sulfonated fatty acid esters, fatty amine acetates and
25 fatty amides, silicones, aminosilicones, fluoropolymers and mixtures thereof.

In one example, the filament-forming composition may comprise one or more antiblocking and/or detackifying agents. Non-limiting examples of suitable antiblocking and/or detackifying agents include starches, modified starches, crosslinked polyvinylpyrrolidone, crosslinked cellulose, microcrystalline cellulose, silica, metallic oxides, calcium carbonate, talc and mica.

Active agents of the present invention may be added to the filament-forming composition prior to and/or during fibrous element formation and/or may be added to the fibrous element after fibrous element formation. For example, a perfume active agent may be applied to the fibrous element and/or fibrous structure comprising the fibrous element after the fibrous element and/or
5 fibrous structure according to the present invention are formed. In another example, an enzyme active agent may be applied to the fibrous element and/or fibrous structure comprising the fibrous element after the fibrous element and/or fibrous structure according to the present invention are formed. In still another example, one or more particles, which may not be suitable for passing through the spinning process for making the fibrous element, may be applied to the fibrous element
10 and/or fibrous structure comprising the fibrous element after the fibrous element and/or fibrous structure according to the present invention are formed.

Extensional Aids

In one example, the fibrous element comprises an extensional aid. Non-limiting examples of extensional aids can include polymers, other extensional aids, and combinations thereof.

15 In one example, the extensional aids have a weight-average molecular weight of at least about 500,000 Da. In another example, the weight average molecular weight of the extensional aid is from about 500,000 to about 25,000,000, in another example from about 800,000 to about 22,000,000, in yet another example from about 1,000,000 to about 20,000,000, and in another example from about 2,000,000 to about 15,000,000. The high molecular weight extensional aids are
20 preferred in some examples of the invention due to the ability to increase extensional melt viscosity and reducing melt fracture.

The extensional aid, when used in a meltblowing process, is added to the composition of the present invention in an amount effective to visibly reduce the melt fracture and capillary breakage of fibers during the spinning process such that substantially continuous fibers having relatively
25 consistent diameter can be melt spun. Regardless of the process employed to produce fibrous elements and/or particles, the extensional aids, when used, can be present from about 0.001% to about 10%, by weight on a dry fibrous element basis and/or dry particle basis and/or dry fibrous structure basis, in one example, and in another example from about 0.005 to about 5%, by weight on a dry fibrous element basis and/or dry particle basis and/or dry fibrous structure basis, in yet another
30 example from about 0.01 to about 1%, by weight on a dry fibrous element basis and/or dry particle basis and/or dry fibrous structure basis, and in another example from about 0.05% to about 0.5%, by weight on a dry fibrous element basis and/or dry particle basis and/or dry fibrous structure basis.

Non-limiting examples of polymers that can be used as extensional aids can include alginates, carrageenans, pectin, chitin, guar gum, xanthum gum, agar, gum arabic, karaya gum, tragacanth gum, locust bean gum, alkylcellulose, hydroxyalkylcellulose, carboxyalkylcellulose, and mixtures thereof.

Nonlimiting examples of other extensional aids can include modified and unmodified polyacrylamide, polyacrylic acid, polymethacrylic acid, polyvinyl alcohol, polyvinylacetate, polyvinylpyrrolidone, polyethylene vinyl acetate, polyethyleneimine, polyamides, polyalkylene oxides including polyethylene oxide, polypropylene oxide, polyethylenepropylene oxide, and mixtures thereof.

Method for Making Fibrous Elements

The fibrous elements of the present invention may be made by any suitable process. A non-limiting example of a suitable process for making the fibrous elements is described below.

In one example, as shown in Figs. 9 and 10, a method 46 for making a fibrous element 32 according to the present invention comprises the steps of:

a. providing a filament-forming composition 48 comprising one or more filament-forming materials, and optionally one or more active agents; and

b. spinning the filament-forming composition 48, such as via a spinning die 50, into one or more fibrous elements 32, such as filaments, comprising the one or more filament-forming materials and optionally, the one or more active agents. The one or more active agents may be releasable from the fibrous element when exposed to conditions of intended use. The total level of the one or more filament-forming materials present in the fibrous element 32, when active agents are present therein, may be less than 80% and/or less than 70% and/or less than 65% and/or 50% or less by weight on a dry fibrous element basis and/or dry fibrous structure basis and the total level of the one or more active agents, when present in the fibrous element may be greater than 20% and/or greater than 35% and/or 50% or greater 65% or greater and/or 80% or greater by weight on a dry fibrous element basis and/or dry fibrous structure basis.

As shown in Fig. 10, the spinning die 50 may comprise a plurality of fibrous element-forming holes 52 that include a melt capillary 54 encircled by a concentric attenuation fluid hole 56 through which a fluid, such as air, passes to facilitate attenuation of the filament-forming composition 48 into a fibrous element 32 as it exits the fibrous element-forming hole 52.

In one example, during the spinning step, any volatile solvent, such as water, present in the filament-forming composition 48 is removed, such as by drying, as the fibrous element 32 is formed.

In one example, greater than 30% and/or greater than 40% and/or greater than 50% of the weight of the filament-forming composition's volatile solvent, such as water, is removed during the spinning step, such as by drying the fibrous element being produced.

5 The filament-forming composition may comprise any suitable total level of filament-forming materials and any suitable level of active agents so long as the fibrous element produced from the filament-forming composition comprises a total level of filament-forming materials in the fibrous element of from about 5% to 50% or less by weight on a dry fibrous element basis and/or dry particle basis and/or dry fibrous structure basis and a total level of active agents in the fibrous element of from 50% to about 95% by weight on a dry fibrous element basis and/or dry particle basis
10 and/or dry fibrous structure basis.

In one example, the filament-forming composition may comprise any suitable total level of filament-forming materials and any suitable level of active agents so long as the fibrous element produced from the filament-forming composition comprises a total level of filament-forming materials in the fibrous element and/or particle of from about 5% to 50% or less by weight on a dry
15 fibrous element basis and/or dry particle basis and/or dry fibrous structure basis and a total level of active agents in the fibrous element and/or particle of from 50% to about 95% by weight on a dry fibrous element basis and/or dry particle basis and/or dry fibrous structure basis, wherein the weight ratio of filament-forming material to total level of active agents is 1 or less.

In one example, the filament-forming composition comprises from about 1% and/or from
20 about 5% and/or from about 10% to about 50% and/or to about 40% and/or to about 30% and/or to about 20% by weight of the filament-forming composition of filament-forming materials; from about 1% and/or from about 5% and/or from about 10% to about 50% and/or to about 40% and/or to about 30% and/or to about 20% by weight of the filament-forming composition of active agents; and from about 20% and/or from about 25% and/or from about 30% and/or from about 40% and/or to about
25 80% and/or to about 70% and/or to about 60% and/or to about 50% by weight of the filament-forming composition of a volatile solvent, such as water. The filament-forming composition may comprise minor amounts of other active agents, such as less than 10% and/or less than 5% and/or less than 3% and/or less than 1% by weight of the filament-forming composition of plasticizers, pH adjusting agents, and other active agents.

30 The filament-forming composition is spun into one or more fibrous elements and/or particles by any suitable spinning process, such as meltblowing, spunbonding, electro-spinning, and/or rotary spinning. In one example, the filament-forming composition is spun into a plurality of fibrous

elements and/or particles by meltblowing. For example, the filament-forming composition may be pumped from a tank to a meltblown spinnerette. Upon exiting one or more of the filament-forming holes in the spinnerette, the filament-forming composition is attenuated with air to create one or more fibrous elements and/or particles. The fibrous elements and/or particles may then be dried to
5 remove any remaining solvent used for spinning, such as the water.

The fibrous elements and/or particles of the present invention may be collected on a belt, such as a patterned belt to form a fibrous structure comprising the fibrous elements and/or particles.

Method for Making Fibrous Structures

As shown in Fig. 11, a fibrous structure 28 of the present invention may be made by spinning
10 a filament-forming composition from a spinning die 50, as described in Figs. 9 and 10, to form a plurality of fibrous elements 32, such as filaments, and then associating one or more particles 36 provided by a particle source 58, for example a sifter or a airlaid forming head. The particles 36 may be dispersed within the fibrous elements 32. The mixture of particles 36 and fibrous elements 32 may be collected on a collection belt 60, such as a patterned collection belt that imparts a texture,
15 such as a three-dimensional texture to at least one surface of the fibrous structure 28.

Fig. 12 illustrates an example of a method for making a fibrous structure 28 according to Fig. 6. The method comprises the steps of forming a first layer 30 of a plurality of fibrous elements 32 such that pockets 38 are formed in a surface of the first layer 30. One or more particles 36 are deposited into the pockets 38 from a particle source 58. A second layer 34 comprising a plurality of
20 fibrous elements 32 produced from a spinning die 50 are then formed on the surface of the first layer 30 such that the particles 36 are entrapped in the pockets 38.

Fig. 13 illustrates yet another example of a method for making a fibrous structure 28 according to Fig. 5. The method comprises the steps of forming a first layer 30 of a plurality of fibrous elements 32. One or more particles 36 are deposited onto a surface of the first layer 30 from
25 a particle source 58. A second layer 34 comprising a plurality of fibrous elements 32 produced from a spinning die 50 are then formed on top of the particles 36 such that the particles 36 are positioned between the first layer 30 and the second layer 34.

Non-limiting Examples for Making Fibrous Structures

The addition of particles may be accomplished during the formation of the embryonic fibers
30 or after collection of the embryonic fibers on the patterned belts. Disclosed are three methods involving the addition of particulates resulting in said particulates being entrapped in the structure

As shown in Figs. 9 and 10, the fibrous elements of the present invention may be made as follows. Fibrous elements may be formed by means of a small-scale apparatus, a schematic representation of which is shown in Figs. 9 and 10. A pressurized tank 62, suitable for batch operation is filled with a suitable filament-forming composition 48 for spinning. A pump 64, such as
5 a Zenith®, type PEP II, having a capacity of 5.0 cubic centimeters per revolution (cc/rev), manufactured by Parker Hannifin Corporation, Zenith Pumps division, of Sanford, N.C., USA may be used to facilitate transport of the filament-forming composition to a spinning die 50. The flow of the filament-forming composition 48 from the pressurized tank 62 to the spinning die 50 may be controlled by adjusting the number of revolutions per minute (rpm) of the pump 64. Pipes 66 are
10 used to connect the pressurized tank 62, the pump 64, and the spinning die 50.

The spinning die 50 shown in Fig. 10 has several rows of circular extrusion nozzles (fibrous element-forming holes 52) spaced from one another at a pitch P of about 1.524 millimeters (about 0.060 inches). The nozzles have individual inner diameters of about 0.305 millimeters (about 0.012 inches) and individual outside diameters of about 0.813 millimeters (about 0.032 inches). Each
15 individual nozzle is encircled by an annular and divergently flared orifice (concentric attenuation fluid hole 56 to supply attenuation air to each individual melt capillary 54. The filament-forming composition 48 extruded through the nozzles is surrounded and attenuated by generally cylindrical, humidified air streams supplied through the orifices.

Attenuation air can be provided by heating compressed air from a source by an electrical-
20 resistance heater, for example, a heater manufactured by Chromalox, Division of Emerson Electric, of Pittsburgh, Pa., USA. An appropriate quantity of steam was added to saturate or nearly saturate the heated air at the conditions in the electrically heated, thermostatically controlled delivery pipe . Condensate was removed in an electrically heated, thermostatically controlled, separator.

The embryonic fibrous element are dried by a drying air stream having a temperature from
25 about 149° C. (about 300° F.) to about 315° C. (about 600° F.) by an electrical resistance heater (not shown) supplied through drying nozzles and discharged at an angle of about 90 degrees relative to the general orientation of the non-thermoplastic embryonic fibers being extruded. The dried embryonic fibrous elements are collected on a collection device, such as, for example, a movable foraminous belt or patterned collection belt. The addition of a vacuum source directly under the
30 formation zone may be used to aid collection of the fibers.

Example 1

A first layer of fibrous elements is spun and collected on a patterned collection belt. The belt chosen for this example is shown in Fig. 14. The resulting first layer comprises pockets that extend in the z-direction of the first layer and ultimately the fibrous structure formed therefrom. The pockets are suitable for receiving particles. The first layer is left on the collection belt.

5 Table 1 below sets forth is an example of a filament-forming composition of the present invention, which is used to make the fibrous elements in these non-limiting examples. This filament-forming composition is made and placed in the pressurized tank 62 in Fig. 9.

	% by weight of filament-forming composition (i.e., premix)	Filament-Forming Composition (%)	Filament (i.e., components remaining upon drying) (%)	% by weight on a dry filament basis
C12-15 AES	28.45	11.38	11.38	28.07
C11.8 HLAS	12.22	4.89	4.89	12.05
MEA	7.11	2.85	2.85	7.02
N67HSAS	4.51	1.81	1.81	4.45
Glycerol	3.08	1.23	1.23	3.04
PE-20, Polyethyleneimine Ethoxylate, PEI 600 E20	3.00	1.20	1.20	2.95
Ethoxylated/Propoxylated Polyethyleneimine	2.95	1.18	1.18	2.91
Brightener 15	2.20	0.88	0.88	2.17
Amine Oxide	1.46	0.59	0.59	1.44
Sasol 24,9 Nonionic Surfactant	1.24	0.50	0.50	1.22
DTPA (Chelant)	1.08	0.43	0.43	1.06
Tiron (Chelant)	1.08	0.43	0.43	1.06
Celvol 523 PVOH ¹	0.000	13.20	13.20	32.55
Water	31.63	59.43		

1 Celvol 523, Celanese/Sekisui, MW 85,000-124,000, 87-89% hydrolyzed

Table 1

10 Particles are then spread out over the first layer to fill the pockets. In this case, Green Zero (Green Speckle Granules) manufactured by Genencor International® of Leiden, The Netherlands are

used. The pockets ranged from being completely full of to completely empty of particles. This step is shown in Figure 5.

The collection belt, still carrying the first layer with particles thereon, is passed under a spinning die, which provides a second layer of a plurality of fibrous elements. The collection belt is used throughout the entire process to help maintain the integrity of the pocket pattern within the resulting fibrous structure. As the collection belt passes under the spinning die that provides the second layer, a "cap layer" is formed which entraps the particles in the pockets between the first layer and second layer. An example of the resulting product is shown in Figure 6. While a dual pass process using a single spinning die is used to construct this fibrous structure, a single pass process using multiple spinning dies can be used.

The resulting fibrous structure exhibited the following data as shown in Tables 2-5 below.

Inventive Example	Basis Weight	Thickness	MD Tensile Strength	MD Peak Elongation	MD TEA	MD Modulus
	g/m^2	Microns	g/in	%	g*in/in^2	g/cm
1	105.7	866.8	506.9	70.7	263	1266

Table 2

Inventive Example	Basis Weight	Thickness	CD Tensile Strength	CD Peak Elongation	CDTEA	CD Modulus
	g/m^2	Microns	g/in	%	g*in/in^2	g/cm
1	105.7	866.8	464.9	102.1	164	773

Table 3

Inventive Example	Basis Weight	Thickness	Geometric Mean Tensile Strength	Geometric Mean Peak Elongation	Geometric Mean TEA	Geometric Mean Modulus
	g/m^2	Microns	g/in	%	g*in/in	g/cm
1	105.7	866.8	485.4	85.0	208	989

Table 4

Inventive Example	Basis weight (gsm)	Dissolution time (s)	Basis Weight normalized dissolution time (s/gsm)
1	105.8	67.5	0.64

Table 5

Example 2

A particle source, for example a feeder, suitable to supply a flow of particles is placed directly above the drying region for the fibrous elements as shown in Fig. 11. In this case a vibratory feeder made by Retsch® of Haan, Germany, is used. In order to aid in a consistent distribution of particles in the cross direction the particles are fed onto a tray that started off the width of the feeder and ended at the same width as the spinning die face to ensure particles were delivered into all areas of fibrous element formation. The tray is completely enclosed with the exception of the exit to minimize disruption of the particle feed.

While embryonic fibrous elements are being formed, the feeder is turned on and particles are introduced into the fibrous element stream. In this case, Green Zero (Green Speckle Granules) manufactured by Genencor International® of Leiden, The Netherlands is used as the particles. The particles associated and/or mixed with the fibrous elements and are collected together on the collecting belt.

Example 3

The fibrous structure from Example 2 is used as a first layer for the fibrous structure of this Example. The first layer is passed under a spinning die twice such that both the top and bottom of the first layer was exposed to the fibrous elements being produced by the spinning die, thereby creating a tri-layered fibrous structure.

Automatic Dishwashing Articles

Automatic dishwashing articles comprise one or more fibrous structures of the present invention and a surfactant system, and optionally one or more optional ingredients known in the art of cleaning, for example useful in cleaning dishware in an automatic dishwashing machine. Examples of these optional ingredients include: anti-scalants, chelants, bleaching agents, perfumes, dyes, antibacterial agents, enzymes (e.g., protease, amylase), cleaning polymers (e.g., alkoxylated polyethyleneimine polymer), anti-redeposition polymers, hydrotropes, suds inhibitors, carboxylic acids, thickening agents, preservatives, disinfecting agents, glass and metal care agents, pH buffering means so that the automatic dishwashing liquor generally has a pH of from 3 to 14 (alternatively 8 to 11), or mixtures thereof. Examples of automatic dishwashing actives are described in US 5,679,630; US 5,703,034; US 5,703,034; US 5,705,464; US 5,962,386; US 5,968,881; US 6,017,871; US 6,020,294.

Scale formation can be a problem. It can result from precipitation of alkali earth metal carbonates, phosphates, and silicates. Examples of anti-scalants include polyacrylates and polymers based on acrylic acid combined with other moieties. Sulfonated varieties of these polymers are particular effective in nil phosphate formulation executions. Examples of anti-scalants include those described in US 5,783,540, col. 15, l. 20 - col. 16, l. 2; and EP 0 851 022 A2, pg. 12, l. 1-20.

In one example, an automatic dishwashing article comprising a fibrous structure of the present invention may contain a dispersant polymer typically in the range from 0 to about 30% and/or from about 0.5% to about 20% and/or from about 1% to about 10% by weight of the automatic dishwashing article. The dispersant polymer may be ethoxylated cationic diamines or ethoxylated cationic polyamines described in U.S. Pat. No. 4,659,802. Other suitable dispersant polymers include co-polymers synthesized from acrylic acid, maleic acid and methacrylic acid such as ACUSOL[®] 480N and ACUSOL 588[®] supplied by Rohm & Haas and an acrylic-maleic (ratio 80/20) phosphono end group dispersant copolymers sold under the tradename of Acusol 425N[®] available from Rohm & Haas. Polymers containing both carboxylate and sulphonate monomers, such as ALCOSPERSE[®] polymers (supplied by Alco) are also acceptable dispersant polymers. In one embodiment an ALCOSPERSE[®] polymer sold under the trade name ALCOSPERSE[®] 725, is a co-polymer of Styrene and Acrylic Acid. ALCOSPERSE[®] 725 may also provide a metal corrosion inhibition benefit. Other dispersant polymers are low molecular weight modified polyacrylate copolymers including the low molecular weight copolymers of unsaturated aliphatic carboxylic acids disclosed in U.S. Pat. Nos. 4,530,766, and 5,084,535 and European Patent Application No. 66,915, published Dec. 15, 1982.

In one embodiment, an automatic dishwashing article comprising a fibrous structure of the present invention may contain a nonionic surfactant, a sulfonated polymer, optionally a chelant, optionally a builder, and optionally a bleaching agent, and mixtures thereof. A method of cleaning dishware is provided comprising the step of dosing an automatic dishwashing article of the present invention into an automatic dishwashing machine.

Hand Dishwashing Articles

Hand dish washing articles comprise one or more fibrous structures of the present invention that contains a surfactant system, and optionally one or more optional ingredients known in the art of cleaning and hand care, for example useful in cleaning dishware by hand. Examples of these optional ingredients include: perfume, dyes, pearlescent agents, antibacterial agents, enzymes (e.g., protease), cleaning polymers (e.g., alkoxyated polyethyleneimine polymer), cationic polymers,

hydrotropes, humectants, emollients, hand care agents, polymeric suds stabilizers, bleaching agent, diamines, carboxylic acids, thickening agents, preservatives, disinfecting agents, pH buffering means so that the dish washing liquor generally has a pH of from 3 to 14 and/or from 8 to 11, or mixtures thereof. Examples of hand dishwashing actives are described in US 5,990,065; and US
5 6,060,122.

In one embodiment, the surfactant of the hand dishwashing article comprises an alkyl sulfate, an alkoxy sulfate, an alkyl sulfonate, an alkoxy sulfonate, an alkyl aryl sulfonate, an amine oxide, a betaine or a derivative of aliphatic or heterocyclic secondary and tertiary amine, a quaternary ammonium surfactant, an amine, a singly or multiply alkoxyated alcohol, an alkyl polyglycoside, a
10 fatty acid amide surfactant, a C₈-C₂₀ ammonia amide, a monoethanolamide, a diethanolamide, an isopropanolamide, a polyhydroxy fatty acid amide, or a mixture thereof.

A method of washing dishware is provided comprising the step of dosing a hand dishwashing article of the present invention in a sink or basin suitable for containing soiled dishware. The sink or basin may contain water and/or soiled dishware.

15 Hard Surface Cleaning Article

Hard surface cleaning articles comprise one or more fibrous structures of the present invention that contains one or more ingredients known in the art of cleaning, for example useful in cleaning hard surfaces, such as an acid constituent, for example an acid constituent that provides good limescale removal performance (e.g., formic acid, citric acid, sorbic acid, acetic acid, boric
20 acid, maleic acid, adipic acid, lactic acid malic acid, malonic acid, glycolic acid, or mixtures thereof). Examples of ingredients that may be included in an acidic hard surface cleaning article may include those described in US 7,696,143. Alternatively the hard surface cleaning article comprises an alkalinity constituent (e.g., alkanolamine, carbonate, bicarbonate compound, or mixtures thereof). Examples of ingredients that may be included in an alkaline hard surface cleaning article may
25 include those described in US 2010/0206328 A1. A method of cleaning a hard surface includes using or dosing a hard surface cleaning article in a method to clean a hard surface. In one embodiment, the method comprises dosing a hard surface cleaning article in a bucket or similar container, optionally adding water to the bucket before or after dosing the article to the bucket. In another embodiment, the method comprising dosing a hard surface cleaning article in a toilet bowl,
30 optionally scrubbing the surface of the toilet bowl after the article has dissolved in the water contained in the toilet bowl.

Toilet Bowl Cleaning Head

A toilet bowl cleaning head for a toilet bowl cleaning implement comprising one or more fibrous structures of the present invention is provided. The toilet bowl cleaning head may be disposable. The toilet bowl cleaning head may be removably attached to a handle, so that the user's hands remain remote from the toilet bowl. In one embodiment, the toilet bowl cleaning head may contain a water dispersible shell. In turn, the water dispersible shell may comprise one or more fibrous structures of the present invention. This water dispersible shell may encase a core. The core may comprise at least one granular material. The granular material of the core may comprise surfactants, organic acids, perfumes, disinfectants, bleaches, detergents, enzymes, particulates, or mixtures thereof. Optionally, the core may be free from cellulose, and may comprise one or more fibrous structures of the present invention. Examples a suitable toilet bowl cleaning head may be made according to commonly assigned US patent application serial number 12/901,804. A suitable toilet bowl cleaning head containing starch materials may be made according to commonly assigned US patent application serial number 13/073,308, 13/073,274, and/or 13/07,3346. A method of cleaning a toilet bowl surface is provided comprising the step of contacting the toilet bowl surface with a toilet bowl cleaning head of the present invention.

Methods of Use

The fibrous structures of the present invention comprising one or more fabric care active agents according the present invention may be utilized in a method for treating a fabric article. The method of treating a fabric article may comprise one or more steps selected from the group consisting of: (a) pre-treating the fabric article before washing the fabric article; (b) contacting the fabric article with a wash liquor formed by contacting the fibrous structure with water; (c) contacting the fabric article with the fibrous structure in a dryer; (d) drying the fabric article in the presence of the fibrous structure in a dryer; and (e) combinations thereof.

In some embodiments, the method may further comprise the step of pre-moistening the fibrous structure prior to contacting it to the fabric article to be pre-treated. For example, the fibrous structure can be pre-moistened with water and then adhered to a portion of the fabric comprising a stain that is to be pre-treated. Alternatively, the fabric may be moistened and the fibrous structure placed on or adhered thereto. In some embodiments, the method may further comprise the step of selecting of only a portion of the fibrous structure for use in treating a fabric article. For example, if only one fabric care article is to be treated, a portion of the fibrous structure may be cut and/or torn away and either placed on or adhered to the fabric or placed into water to form a relatively small

amount of wash liquor which is then used to pre-treat the fabric. In this way, the user may customize the fabric treatment method according to the task at hand. In some embodiments, at least a portion of a fibrous structure may be applied to the fabric to be treated using a device. Exemplary devices include, but are not limited to, brushes, sponges and tapes. In yet another embodiment, the fibrous structure may be applied directly to the surface of the fabric. Any one or more of the aforementioned steps may be repeated to achieve the desired fabric treatment benefit.

Test Methods

Unless otherwise specified, all tests described herein including those described under the Definitions section and the following test methods are conducted on samples that have been conditioned in a conditioned room at a temperature of $23^{\circ}\text{C} \pm 1.0^{\circ}\text{C}$ and a relative humidity of $50\% \pm 2\%$ for a minimum of 2 hours prior to the test. The samples tested are "usable units." "Usable units" as used herein means sheets, flats from roll stock, pre-converted flats, and/or single or multiply products. All tests are conducted under the same environmental conditions and in such conditioned room. Do not test samples that have defects such as wrinkles, tears, holes, and like. Samples conditioned as described herein are considered dry samples (such as "dry filaments") for testing purposes. All instruments are calibrated according to manufacturer's specifications.

Basis Weight Test Method

Basis weight of a fibrous structure is measured on stacks of twelve usable units using a top loading analytical balance with a resolution of ± 0.001 g. The balance is protected from air drafts and other disturbances using a draft shield. A precision cutting die, measuring 3.500 in ± 0.0035 in by 3.500 in ± 0.0035 in is used to prepare all samples.

With a precision cutting die, cut the samples into squares. Combine the cut squares to form a stack twelve samples thick. Measure the mass of the sample stack and record the result to the nearest 0.001 g.

The Basis Weight is calculated in $\text{lbs}/3000 \text{ ft}^2$ or g/m^2 as follows:

$$\text{Basis Weight} = (\text{Mass of stack}) / [(\text{Area of 1 square in stack}) \times (\text{No. of squares in stack})]$$

For example,

$$\text{Basis Weight (lbs/3000 ft}^2\text{)} = [(\text{Mass of stack (g)} / 453.6 \text{ (g/lbs)}) / [12.25 \text{ (in}^2\text{)} / 144 \text{ (in}^2\text{/ft}^2\text{)} \times 12]] \times 3000$$

or,

$$\text{Basis Weight (g/m}^2\text{)} = \text{Mass of stack (g)} / [79.032 \text{ (cm}^2\text{)} / 10,000 \text{ (cm}^2\text{/m}^2\text{)} \times 12]$$

Report result to the nearest 0.1 lbs/3000 ft² or 0.1 g/m². Sample dimensions can be changed or varied using a similar precision cutter as mentioned above, so as at least 100 square inches of sample area in stack.

Water Content Test Method

5 The water (moisture) content present in a fibrous element and/or particle and/or fibrous structure is measured using the following Water Content Test Method. A fibrous element and/or particle and/or fibrous structure or portion thereof ("sample") in the form of a pre-cut sheet is placed in a conditioned room at a temperature of 23°C ± 1.0°C and a relative humidity of 50% ± 2% for at least 24 hours prior to testing. Each fibrous structure sample has an area of at least 4 square inches, 10 but small enough in size to fit appropriately on the balance weighing plate. Under the temperature and humidity conditions mentioned above, using a balance with at least four decimal places, the weight of the sample is recorded every five minutes until a change of less than 0.5% of previous weight is detected during a 10 minute period. The final weight is recorded as the "equilibrium weight". Within 10 minutes, the samples are placed into the forced air oven on top of foil for 24 15 hours at 70°C ± 2°C at a relative humidity of 4% ± 2% for drying. After the 24 hours of drying, the sample is removed and weighed within 15 seconds. This weight is designated as the "dry weight" of the sample.

The water (moisture) content of the sample is calculated as follows:

$$\begin{array}{l} \text{\% Water in sample} = 100\% \times \frac{(\text{Equilibrium weight of sample} - \text{Dry weight of sample})}{\text{Dry weight of sample}} \end{array}$$

20

The % Water (moisture) in sample for 3 replicates is averaged to give the reported % Water (moisture) in sample. Report results to the nearest 0.1%.

Dissolution Test Method

Apparatus and Materials (also, see Figs. 15 through 17):

25 600 mL Beaker **12**

Magnetic Stirrer **14** (Labline Model No. 1250 or equivalent)

Magnetic Stirring Rod **16** (5 cm)

Thermometer (1 to 100°C +/- 1 °C)

Cutting Die —Stainless Steel cutting die with dimensions 3.8 cm x 3.2 cm

Timer (0-3,600 seconds or 1 hour), accurate to the nearest second. Timer used should have sufficient total time measurement range if sample exhibits dissolution time greater than 3,600 seconds. However, timer needs to be accurate to the nearest second.

5 Polaroid 35 mm Slide Mount **20** (commercially available from Polaroid Corporation or equivalent) -)

35 mm Slide Mount Holder **25** (or equivalent)

City of Cincinnati Water or equivalent having the following properties: Total Hardness = 155 mg/L as CaCO_3 ; Calcium content = 33.2 mg/L; Magnesium content = 17.5 mg/L; Phosphate content = 0.0462.

10 Test Protocol

Equilibrate samples in constant temperature and humidity environment of $23^\circ\text{C} \pm 1.0^\circ\text{C}$ and 50%RH $\pm 2\%$ for at least 2 hours. Measure the basis weight of the fibrous structure sample to be measured using Basis Weight Test Method defined herein. Cut three dissolution test specimens from the fibrous structure sample using cutting die (3.8 cm x 3.2 cm), so it fits within the 35 mm Slide Mount **20**, which has an open area dimensions 24 x 36 mm. Lock each specimen in a separate 35 mm slide mount **20**. Place magnetic stirring rod **16** into the 600 mL beaker **12**. Turn on the city water tap flow (or equivalent) and measure water temperature with thermometer and, if necessary, adjust the hot or cold water to maintain it at the testing temperature. Testing temperature is $15^\circ\text{C} \pm 1^\circ\text{C}$ water. Once at testing temperature, fill beaker **12** with 500 mL ± 5 mL of the $15^\circ\text{C} \pm 1^\circ\text{C}$ city water. Place full beaker **12** on magnetic stirrer **14**, turn on stirrer **14**, and adjust stir speed until a vortex develops and the bottom of the vortex is at the 400 mL mark on the beaker **12**. Secure the 35 mm slide mount **20** in the alligator clamp **26** of the 35 mm slide mount holder **25** such that the long end **21** of the slide mount **20** is parallel to the water surface. The alligator clamp **26** should be positioned in the middle of the long end **21** of the slide mount **20**. The depth adjuster **28** of the holder **25** should be set so that the distance between the bottom of the depth adjuster **28** and the bottom of the alligator clip **26** is -11 +/- 0.125 inches. This set up will position the sample surface perpendicular to the flow of the water. In one motion, drop the secured slide and clamp into the water and start the timer. The sample is dropped so that the sample is centered in the beaker. Disintegration occurs when the nonwoven structure breaks apart. Record this as the disintegration time. When all of the visible nonwoven structure is released from the slide mount, raise the slide out

15

20

25

30

of the water while continuing to monitor the solution for undissolved nonwoven structure fragments. Dissolution occurs when all nonwoven structure fragments are no longer visible. Record this as the dissolution time.

Three replicates of each sample are run and the average disintegration and dissolution times are recorded. Average disintegration and dissolution times are in units of seconds.

The average disintegration and dissolution times are normalized for basis weight by dividing each by the sample basis weight as determined by the Basis Weight Method defined herein. Basis weight normalized disintegration and dissolution times are in units of seconds/gsm of sample ($s/(g/m^2)$).

Median Particle Size Test Method

This test method must be used to determine median particle size.

The median particle size test is conducted to determine the median particle size of the seed material using ASTM D 502 - 89, "Standard Test Method for Particle Size of Soaps and Other Detergents", approved May 26, 1989, with a further specification for sieve sizes used in the analysis. Following section 7, "Procedure using machine-sieving method," a nest of clean dry sieves containing U.S. Standard (ASTM E 11) sieves #8 (2360 μ m), #12 (1700 μ m), #16 (1180 μ m), #20 (850 μ m), #30 (600 μ m), #40 (425 μ m), #50 (300 μ m), #70 (212 μ m), #100 (150 μ m) is required. The prescribed Machine-Sieving Method is used with the above sieve nest. The seed material is used as the sample. A suitable sieve-shaking machine can be obtained from W.S. Tyler Company of Mentor, Ohio, U.S.A.

The data are plotted on a semi-log plot with the micron size opening of each sieve plotted against the logarithmic abscissa and the cumulative mass percent (Q_3) plotted against the linear ordinate. An example of the above data representation is given in ISO 9276-1:1998, "Representation of results of particle size analysis - Part 1: Graphical Representation", Figure A.4. The seed material median particle size (D_{50}), for the purpose of this invention, is defined as the abscissa value at the point where the cumulative mass percent is equal to 50 percent, and is calculated by a straight line interpolation between the data points directly above (a_{50}) and below (b_{50}) the 50% value using the following equation:

$$D_{50} = 10^{[\text{Log}(D_{a50}) - (\text{Log}(D_{a50}) - \text{Log}(D_{b50})) * (Q_{a50} - 50\%) / (Q_{a50} - Q_{b50})]}$$

where Q_{a50} and Q_{b50} are the cumulative mass percentile values of the data immediately above and below the 50th percentile, respectively; and D_{a50} and D_{b50} are the micron sieve size values corresponding to these data.

In the event that the 50th percentile value falls below the finest sieve size (150 µm) or above the coarsest sieve size (2360 µm), then additional sieves must be added to the nest following a geometric progression of not greater than 1.5, until the median falls between two measured sieve sizes.

5 The Distribution Span of the Seed Material is a measure of the breadth of the seed size distribution about the median. It is calculated according to the following:

$$\text{Span} = (D_{84}/D_{50} + D_{50}/D_{16}) / 2$$

10 Where D_{50} is the median particle size and D_{84} and D_{16} are the particle sizes at the sixteenth and eighty-fourth percentiles on the cumulative mass percent retained plot, respectively.

In the event that the D_{16} value falls below the finest sieve size (150 µm), then the span is calculated according to the following:

$$\text{Span} = (D_{84}/D_{50}).$$

15 In the event that the D_{84} value falls above the coarsest sieve size (2360 µm), then the span is calculated according to the following:

$$\text{Span} = (D_{50}/D_{16}).$$

In the event that the D_{16} value falls below the finest sieve size (150 µm) and the D_{84} value falls above the coarsest sieve size (2360 µm), then the distribution span is taken to be a maximum value of 5.7.

20 Diameter Test Method

25 The diameter of a discrete fibrous element or a fibrous element within a fibrous structure is determined by using a Scanning Electron Microscope (SEM) or an Optical Microscope and an image analysis software. A magnification of 200 to 10,000 times is chosen such that the fibrous elements are suitably enlarged for measurement. When using the SEM, the samples are sputtered with gold or a palladium compound to avoid electric charging and vibrations of the fibrous element in the electron beam. A manual procedure for determining the fibrous element diameters is used from the image (on monitor screen) taken with the SEM or the optical microscope. Using a mouse and a cursor tool, the edge of a randomly selected fibrous element is sought and then measured across its width (i.e., perpendicular to fibrous element direction at that point) to the other edge of the fibrous element. A scaled and calibrated image analysis tool provides the scaling to get actual reading in µm. For fibrous elements within a fibrous structure, several fibrous element are randomly selected across the sample of the fibrous structure using the SEM or the optical microscope. At least two

portions of the fibrous structure are cut and tested in this manner. Altogether at least 100 such measurements are made and then all data are recorded for statistical analysis. The recorded data are used to calculate average (mean) of the fibrous element diameters, standard deviation of the fibrous element diameters, and median of the fibrous element diameters.

5 Another useful statistic is the calculation of the amount of the population of fibrous elements that is below a certain upper limit. To determine this statistic, the software is programmed to count how many results of the fibrous element diameters are below an upper limit and that count (divided by total number of data and multiplied by 100%) is reported in percent as percent below the upper limit, such as percent below 1 micrometer diameter or %-submicron, for example. We denote the
10 measured diameter (in μm) of an individual circular fibrous element as d_i .

In the case that the fibrous elements have non-circular cross-sections, the measurement of the fibrous element diameter is determined as and set equal to the hydraulic diameter which is four times the cross-sectional area of the fibrous element divided by the perimeter of the cross-section of the fibrous element (outer perimeter in case of hollow fibrous elements). The number-average
15 diameter, alternatively average diameter is calculated as:

$$d_{num} = \frac{\sum_{i=1}^n d_i}{n}$$

Tensile Test Method: Elongation, Tensile Strength, TEA and Modulus

Elongation, Tensile Strength, TEA and Tangent Modulus are measured on a constant rate of extension tensile tester with computer interface (a suitable instrument is the EJA Vantage from the
20 Thwing-Albert Instrument Co. West Berlin, NJ) using a load cell for which the forces measured are within 10% to 90% of the limit of the cell. Both the movable (upper) and stationary (lower) pneumatic jaws are fitted with smooth stainless steel faced grips, 25.4 mm in height and wider than the width of the test specimen. An air pressure of about 60 psi is supplied to the jaws.

25 Eight usable units of a fibrous structure are divided into two stacks of four samples each. The samples in each stack are consistently oriented with respect to machine direction (MD) and cross direction (CD). One of the stacks is designated for testing in the MD and the other for CD. Using a one inch precision cutter (Thwing Albert JDC-1-10, or similar) cut 4 MD strips from one stack, and 4 CD strips from the other, with dimensions of 1.00 in \pm 0.01 in wide by 3.0 - 4.0 in long. Each strip of one usable unit thick will be treated as a unitary specimen for testing.

Program the tensile tester to perform an extension test, collecting force and extension data at an acquisition rate of 20 Hz as the crosshead raises at a rate of 2.00 in/min (5.08 cm/min) until the specimen breaks. The break sensitivity is set to 80%, i.e., the test is terminated when the measured force drops to 20% of the maximum peak force, after which the crosshead is returned to its original position.

Set the gauge length to 1.00 inch. Zero the crosshead and load cell. Insert at least 1.0 in of the unitary specimen into the upper grip, aligning it vertically within the upper and lower jaws and close the upper grips. Insert the unitary specimen into the lower grips and close. The unitary specimen should be under enough tension to eliminate any slack, but less than 5.0 g of force on the load cell. Start the tensile tester and data collection. Repeat testing in like fashion for all four CD and four MD unitary specimens. Program the software to calculate the following from the constructed force (g) verses extension (in) curve:

Tensile Strength is the maximum peak force (g) divided by the sample width (in) and reported as g/in to the nearest 1 g/in.

Adjusted Gauge Length is calculated as the extension measured at 3.0 g of force (in) added to the original gauge length (in).

Elongation is calculated as the extension at maximum peak force (in) divided by the Adjusted Gauge Length (in) multiplied by 100 and reported as % to the nearest 0.1%

Total Energy (TEA) is calculated as the area under the force curve integrated from zero extension to the extension at the maximum peak force (g*in), divided by the product of the adjusted Gauge Length (in) and specimen width (in) and is reported out to the nearest 1 g*in/in².

Replot the force (g) verses extension (in) curve as a force (g) verses strain curve. Strain is herein defined as the extension (in) divided by the Adjusted Gauge Length (in).

Program the software to calculate the following from the constructed force (g) verses strain curve:

Tangent Modulus is calculated as the slope of the linear line drawn between the two data points on the force (g) versus strain curve, where one of the data points used is the first data point recorded after 28 g force, and the other data point used is the first data point recorded after 48 g force. This slope is then divided by the specimen width (2.54 cm) and reported to the nearest 1 g/cm.

The Tensile Strength (g/in), Elongation (%), Total Energy (g*in/in²) and Tangent Modulus (g/cm) are calculated for the four CD unitary specimens and the four MD unitary specimens. Calculate an average for each parameter separately for the CD and MD specimens.

Calculations:

Geometric Mean Tensile = Square Root of [MD Tensile Strength (g/in) x CD Tensile Strength (g/in)]

Geometric Mean Peak Elongation = Square Root of [MD Elongation (%) x CD Elongation (%)]

5 Geometric Mean TEA = Square Root of [MD TEA (g*in/in²) x CD TEA (g/in²)]

Geometric Mean Modulus = Square Root of [MD Modulus (g/cm) x CD Modulus (g/cm)]

Total Dry Tensile Strength (TDT) = MD Tensile Strength (g/in) + CD Tensile Strength (g/in)

Total TEA = MD TEA (g*in/in²) + CD TEA (g*in/in²)

Total Modulus = MD Modulus (g/cm) + CD Modulus (g/cm)

10 Tensile Ratio = MD Tensile Strength (g/in) / CD Tensile Strength (g/in)

Thickness Method

Thickness of a fibrous structure is measured by cutting 5 samples of a fibrous structure sample such that each cut sample is larger in size than a load foot loading surface of a VIR Electronic Thickness Tester Model II available from Thwing-Albert Instrument Company, Philadelphia, PA. Typically, the load foot loading surface has a circular surface area of about 3.14 in². The sample is confined between a horizontal flat surface and the load foot loading surface. The load foot loading surface applies a confining pressure to the sample of 15.5 g/cm². The thickness of each sample is the resulting gap between the flat surface and the load foot loading surface. The thickness is calculated as the average thickness of the five samples. The result is reported in millimeters (mm).

Shear Viscosity Test Method

The shear viscosity of a filament-forming composition of the present invention is measured using a capillary rheometer, Goettfert Rheograph 6000, manufactured by Goettfert USA of Rock Hill SC, USA. The measurements are conducted using a capillary die having a diameter D of 1.0 mm and a length L of 30 mm (i.e., L/D = 30). The die is attached to the lower end of the rheometer's 20 mm barrel, which is held at a die test temperature of 75 °C. A preheated to die test temperature, 60 g sample of the filament-forming composition is loaded into the barrel section of the rheometer. Rid the sample of any entrapped air. Push the sample from the barrel through the capillary die at a set of chosen rates 1,000-10,000 seconds⁻¹. An apparent shear viscosity can be calculated with the rheometer's software from the pressure drop the sample experiences as it goes from the barrel through the capillary die and the flow rate of the sample through the capillary die. The log (apparent shear viscosity) can be plotted against log (shear rate) and the plot can be fitted by the power law,

according to the formula $\eta = K\dot{\gamma}^{n-1}$, wherein **K** is the material's viscosity constant, **n** is the material's thinning index and $\dot{\gamma}$ is the shear rate. The reported apparent shear viscosity of the filament-forming composition herein is calculated from an interpolation to a shear rate of 3,000 sec⁻¹ using the power law relation.

5 Weight Average Molecular Weight

The weight average molecular weight (Mw) of a material, such as a polymer, is determined by Gel Permeation Chromatography (GPC) using a mixed bed column. A high performance liquid chromatograph (HPLC) having the following components: Millenium®, Model 600E pump, system controller and controller software Version 3.2, Model 717 Plus autosampler and CHM-009246
10 column heater, all manufactured by Waters Corporation of Milford, MA, USA, is utilized. The column is a PL gel 20 µm Mixed A column (gel molecular weight ranges from 1,000 g/mol to 40,000,000 g/mol) having a length of 600 mm and an internal diameter of 7.5 mm and the guard column is a PL gel 20 µm, 50 mm length, 7.5 mm ID. The column temperature is 55°C and the injection volume is 200 µL. The detector is a DAWN® Enhanced Optical System (EOS) including
15 Astra® software, Version 4.73.04 detector software, manufactured by Wyatt Technology of Santa Barbara, CA, USA, laser-light scattering detector with K5 cell and 690 nm laser. Gain on odd numbered detectors set at 101. Gain on even numbered detectors set to 20.9. Wyatt Technology's Optilab® differential refractometer set at 50°C. Gain set at 10. The mobile phase is HPLC grade dimethylsulfoxide with 0.1% w/v LiBr and the mobile phase flow rate is 1 mL/min, isocratic. The
20 run time is 30 minutes.

A sample is prepared by dissolving the material in the mobile phase at nominally 3 mg of material /1 mL of mobile phase. The sample is capped and then stirred for about 5 minutes using a magnetic stirrer. The sample is then placed in an 85°C convection oven for 60 minutes. The sample is then allowed to cool undisturbed to room temperature. The sample is then filtered through a 5µm
25 Nylon membrane, type Spartan-25, manufactured by Schleicher & Schuell, of Keene, NH, USA, into a 5 milliliter (mL) autosampler vial using a 5 mL syringe.

For each series of samples measured (3 or more samples of a material), a blank sample of solvent is injected onto the column. Then a check sample is prepared in a manner similar to that related to the samples described above. The check sample comprises 2 mg/mL of pullulan (Polymer
30 Laboratories) having a weight average molecular weight of 47,300 g/mol. The check sample is analyzed prior to analyzing each set of samples. Tests on the blank sample, check sample, and

material test samples are run in duplicate. The final run is a run of the blank sample. The light scattering detector and differential refractometer is run in accordance with the "Dawn EOS Light Scattering Instrument Hardware Manual" and "Optilab® DSP Interferometric Refractometer Hardware Manual," both manufactured by Wyatt Technology Corp., of Santa Barbara, CA, USA, and both incorporated herein by reference.

The weight average molecular weight of the sample is calculated using the detector software. A dn/dc (differential change of refractive index with concentration) value of 0.066 is used. The baselines for laser light detectors and the refractive index detector are corrected to remove the contributions from the detector dark current and solvent scattering. If a laser light detector signal is saturated or shows excessive noise, it is not used in the calculation of the molecular mass. The regions for the molecular weight characterization are selected such that both the signals for the 90° detector for the laser-light scattering and refractive index are greater than 3 times their respective baseline noise levels. Typically the high molecular weight side of the chromatogram is limited by the refractive index signal and the low molecular weight side is limited by the laser light signal.

The weight average molecular weight can be calculated using a "first order Zimm plot" as defined in the detector software. If the weight average molecular weight of the sample is greater than 1,000,000 g/mol, both the first and second order Zimm plots are calculated, and the result with the least error from a regression fit is used to calculate the molecular mass. The reported weight average molecular weight is the average of the two runs of the material test sample.

Fibrous Element Composition Test Method

In order to prepare fibrous elements for fibrous element composition measurement, the fibrous elements must be conditioned by removing any coating compositions and/or materials present on the external surfaces of the fibrous elements that are removable. An example of a method for doing so is washing the fibrous elements 3 times with a suitable solvent that will remove the external coating while leaving the fibrous elements unaltered. The fibrous elements are then air dried at $23^{\circ}\text{C} \pm 1.0^{\circ}\text{C}$ until the fibrous elements comprise less than 10% moisture. A chemical analysis of the conditioned fibrous elements is then completed to determine the compositional make-up of the fibrous elements with respect to the filament-forming materials and the active agents and the level of the filament-forming materials and active agents present in the fibrous elements.

The compositional make-up of the fibrous elements with respect to the filament-forming material and the active agents can also be determined by completing a cross-section analysis using TOF-SIMs or SEM. Still another method for determining compositional make-up of the fibrous elements uses a fluorescent dye as a marker. In addition, as always, a manufacturer of fibrous elements should know the compositions of their fibrous elements.

The dimensions and values disclosed herein are not to be understood as being strictly limited to the exact numerical values recited. Instead, unless otherwise specified, each such dimension is intended to mean both the recited value and a functionally equivalent range surrounding that value. For example, a dimension disclosed as "40 mm" is intended to mean "about 40 mm."

For clarity purposes, the total "% wt" values do not exceed 100% wt.

Every document cited herein, including any cross referenced or related patent or application, is hereby incorporated herein by reference in its entirety unless expressly excluded or otherwise limited. The citation of any document is not an admission that it is prior art with respect to any invention disclosed or claimed herein or that it alone, or in any combination with any other reference or references, teaches, suggests or discloses any such invention. Further, to the extent that any meaning or definition of a term in this document conflicts with any meaning or definition of the same term in a document incorporated by reference, the meaning or definition assigned to that term in this document shall govern.

While particular examples and/or embodiments of the present invention have been illustrated and described, it would be obvious to those skilled in the art that various other changes and modifications can be made without departing from the spirit and scope of the invention. It is therefore intended to cover in the appended claims all such changes and modifications that are within the scope of this invention.

CLAIMS

WHAT IS CLAIMED IS:

1. A fibrous structure comprising a plurality of fibrous elements and one or more water-soluble, active agent-containing particles.
2. The fibrous structure according to Claim 1 wherein one or more of the fibrous elements are water-soluble.
3. The fibrous structure according to Claim 1 or 2 wherein the fibrous elements comprise one or more filaments.
4. The fibrous structure according to any of the preceding claims wherein at least one fibrous element comprises one or more filament-forming materials, preferably the at least one fibrous element comprises one or more active agents, preferably wherein the one or more active agents comprises a surfactant, more preferably wherein the surfactant is selected from the group consisting of: anionic surfactants, cationic surfactants, nonionic surfactants, zwitterionic surfactants, amphoteric surfactants, and mixtures thereof.
5. The fibrous structure according to Claim 4 wherein the one or more active agents is selected from the group consisting of: fabric care active agents, dishwashing active agents, carpet care active agents, surface care active agents, air care active agents, and mixtures thereof.
6. The fibrous structure according to Claim 4 or 5 wherein at least one of the one or more active agents is in the form of a particle exhibiting a median particle size of 20 μm or less as measured according to the Median Particle Size Test Method described herein, preferably wherein the particle comprises a perfume microcapsule.
7. The fibrous structure according to any of Claims 4 to 6 wherein the one or more filament-forming materials comprises a polymer, preferably wherein the polymer is selected from the group consisting of: pullulan, hydroxypropylmethyl cellulose, hydroxyethyl cellulose, hydroxypropyl cellulose, polyvinyl pyrrolidone, carboxymethyl cellulose, sodium alginate, xanthan gum, tragacanth

gum, guar gum, acacia gum, Arabic gum, polyacrylic acid, methylmethacrylate copolymer, carboxyvinyl polymer, dextrin, pectin, chitin, levan, elsinan, collagen, gelatin, zein, gluten, soy protein, casein, polyvinyl alcohol, carboxylated polyvinyl alcohol, sulfonated polyvinyl alcohol, starch, starch derivatives, hemicellulose, hemicellulose derivatives, proteins, chitosan, chitosan derivatives, polyethylene glycol, tetramethylene ether glycol, hydroxymethyl cellulose, and mixtures thereof.

8. The fibrous structure according to any of the preceding claims wherein at least one of the water-soluble, active agent-containing particles is present as a discrete particle within the fibrous structure.

9. The fibrous structure according to any of the preceding claims wherein at least one of the water-soluble, active agent-containing particles comprises a median particle size of from 1 μm to 1600 μm as measured according to the Median Particle Size Test Method described herein.

10. The fibrous structure according to any of the preceding claims wherein a plurality of the water-soluble, active agent-containing particles are present in the fibrous structure at a basis weight of from 1 g/m^2 to 5000 g/m^2 , preferably wherein the plurality of water-soluble, active agent-containing particles are present in the fibrous structure in two or more layers.

11. The fibrous structure according to any of the preceding claims wherein the fibrous elements are present in the fibrous structure at a basis weight of from 1 g/m^2 to 3000 g/m^2 , preferably wherein the fibrous elements are present in the fibrous structure in two or more layers.

12. The fibrous structure according to any of the preceding claims wherein at least one of the water-soluble, active agent-containing particles comprises an active agent selected from the group consisting of: bleaching agents, builders, enzymes, antimicrobials, antibacterials, antifungals, perfume delivery systems, dye transfer inhibiting agents, brighteners, hueing dyes and mixtures thereof.

13. The fibrous structure according to any of the preceding claims wherein at least one of the fibrous elements exhibits an average diameter of less than 50 μm as measured according to the Diameter Test Method.

14. The fibrous structure according to any of the preceding claims wherein the fibrous structure exhibits a dissolution time of less than 3600 seconds as measured according to the Dissolution Test Method described herein.

15. A multi-ply fibrous structure comprising at least one ply of a fibrous structure according to any of the preceding claims wherein the one or more water-soluble, active agent-containing particles are positioned between the at least one ply of fibrous structure and a second ply of fibrous structure.

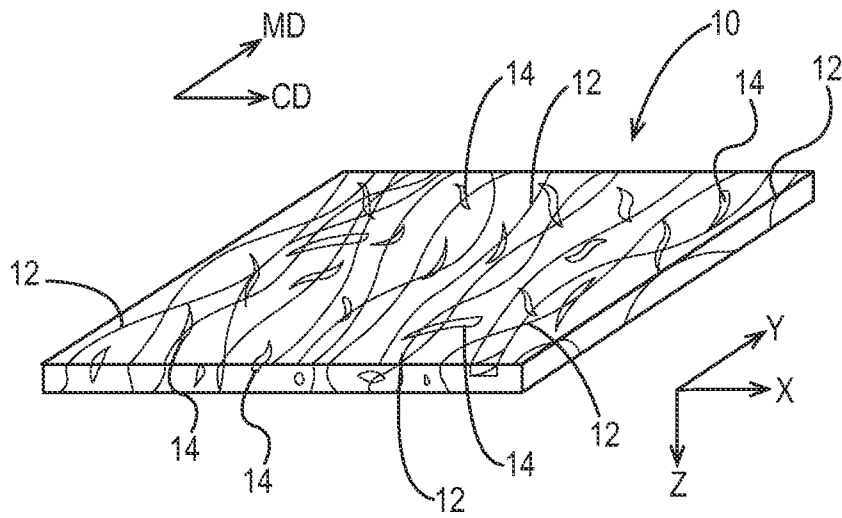


Fig. 1
PRIOR ART

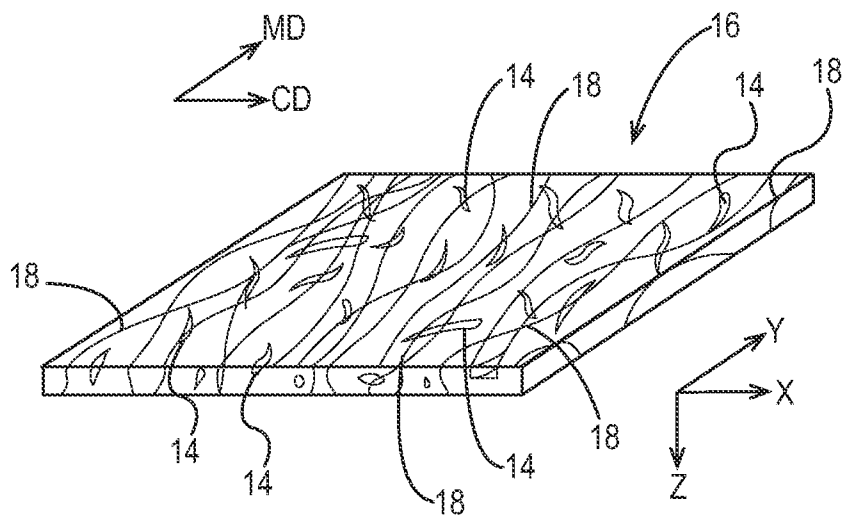


Fig. 2
PRIOR ART

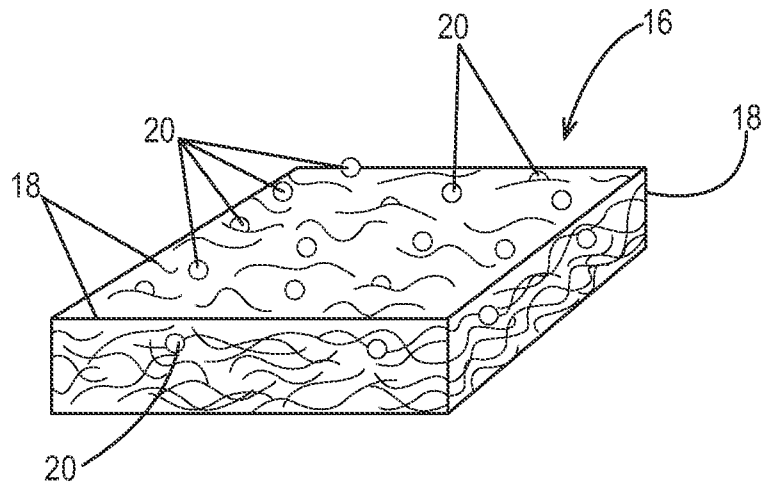


Fig. 3
PRIOR ART

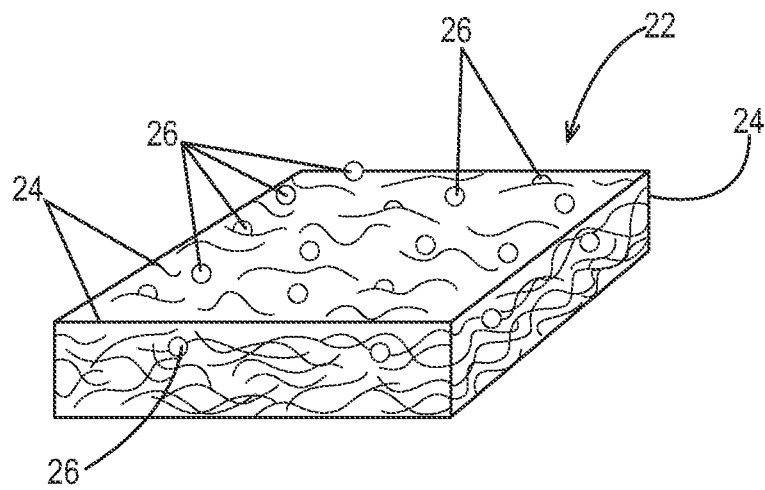


Fig. 4
PRIOR ART

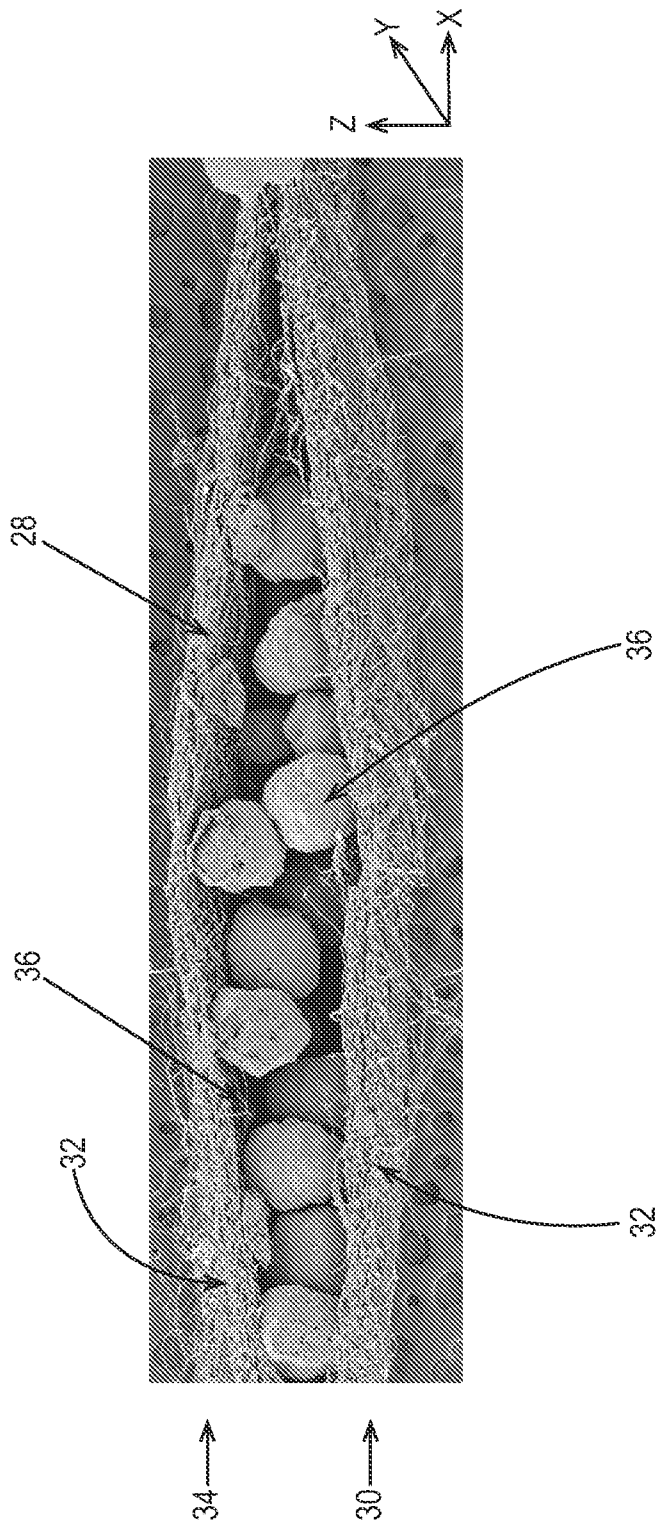


Fig. 5

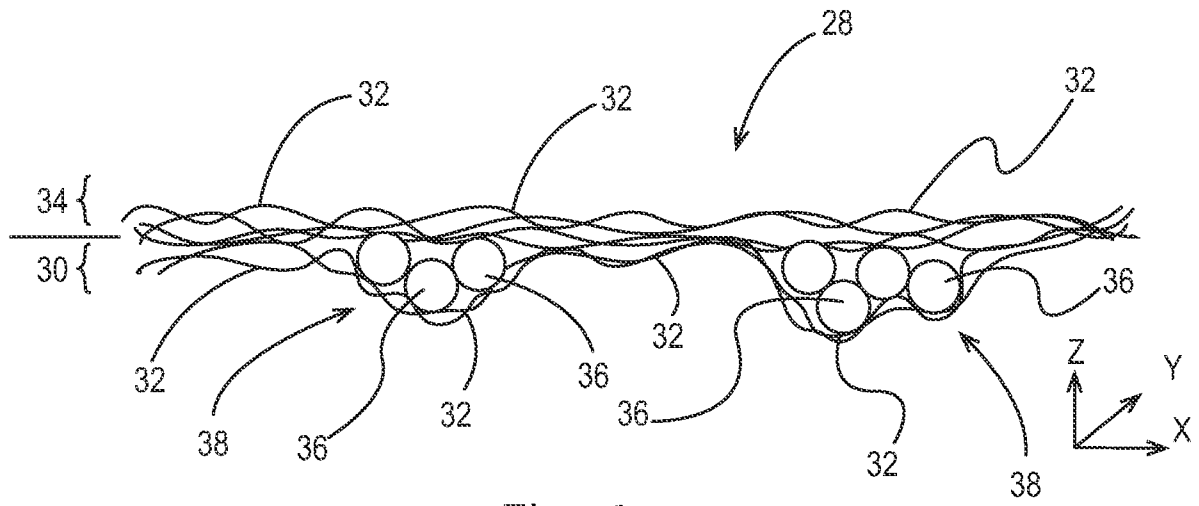


Fig. 6

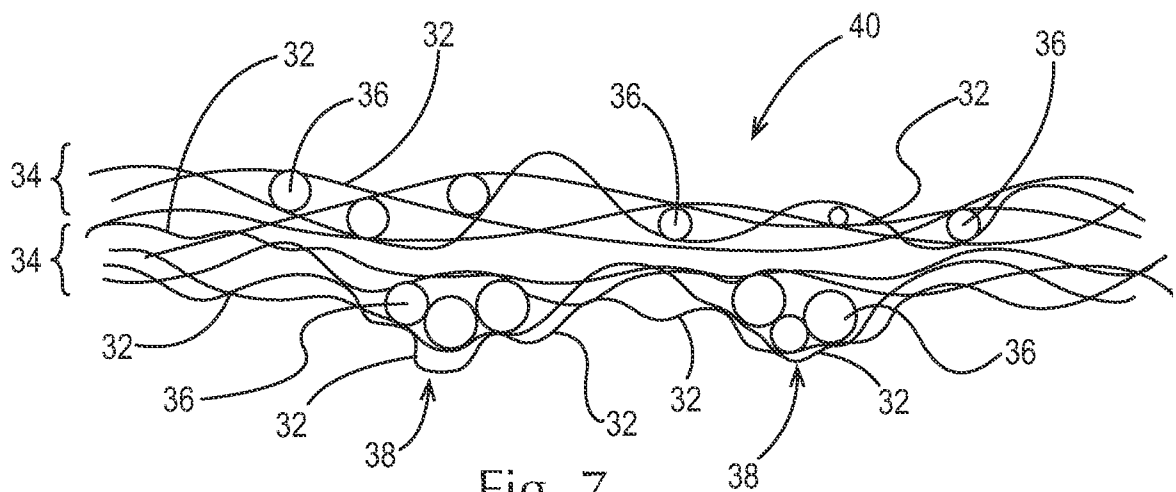


Fig. 7

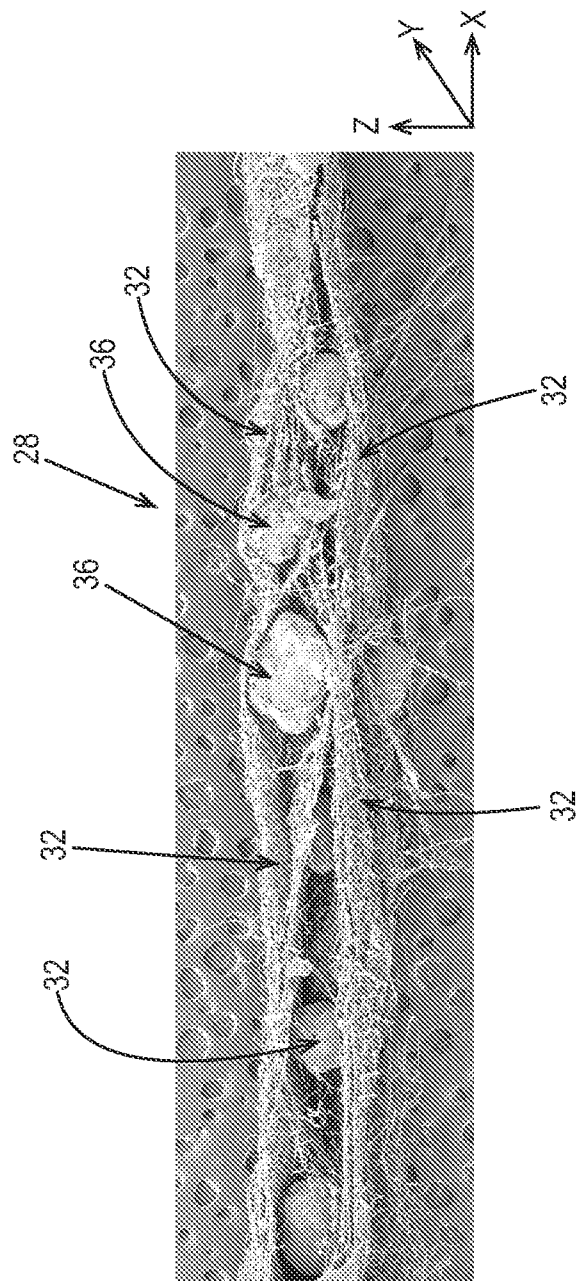


Fig. 8

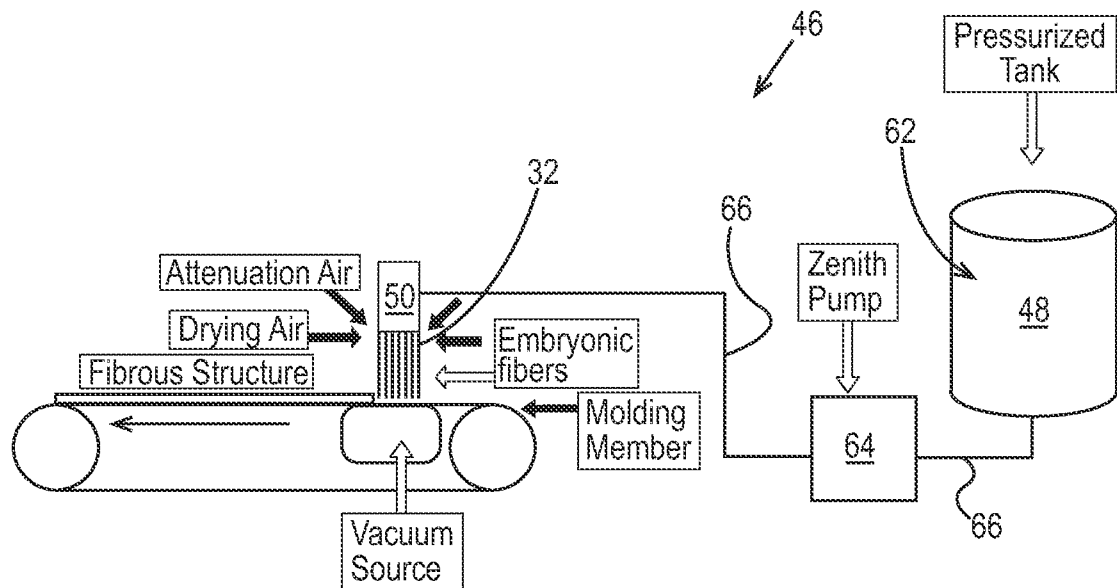


Fig. 9

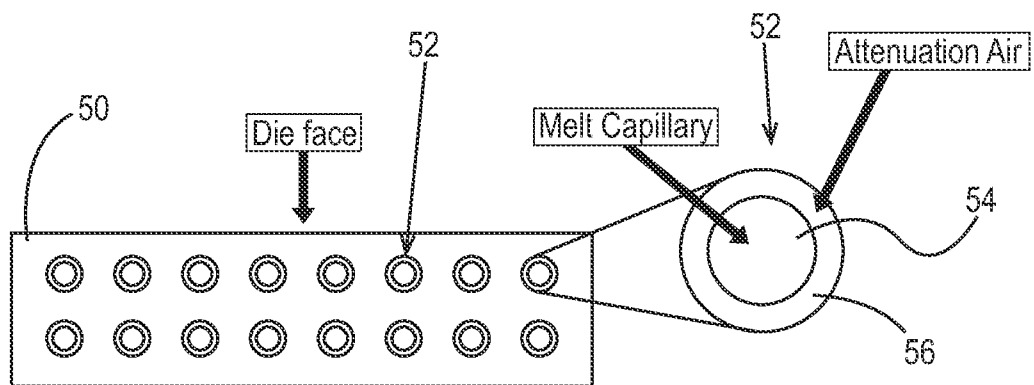


Fig. 10

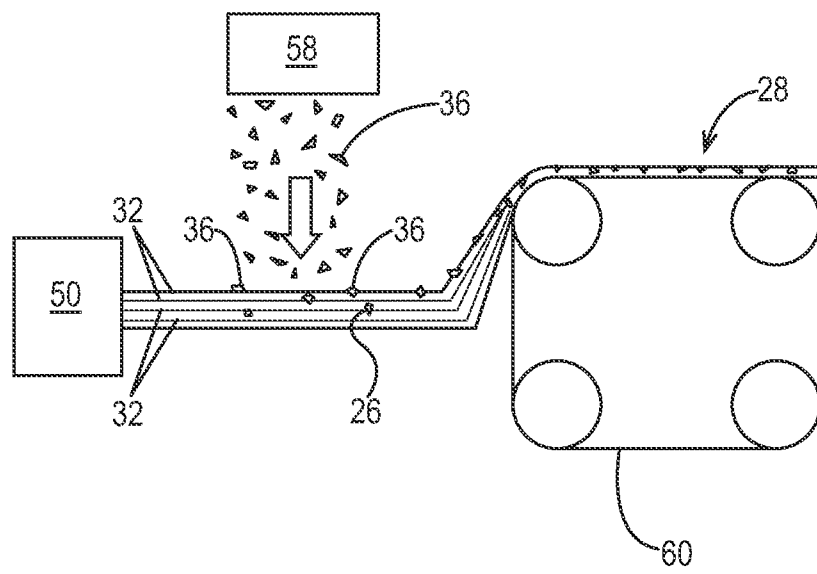


Fig. 11

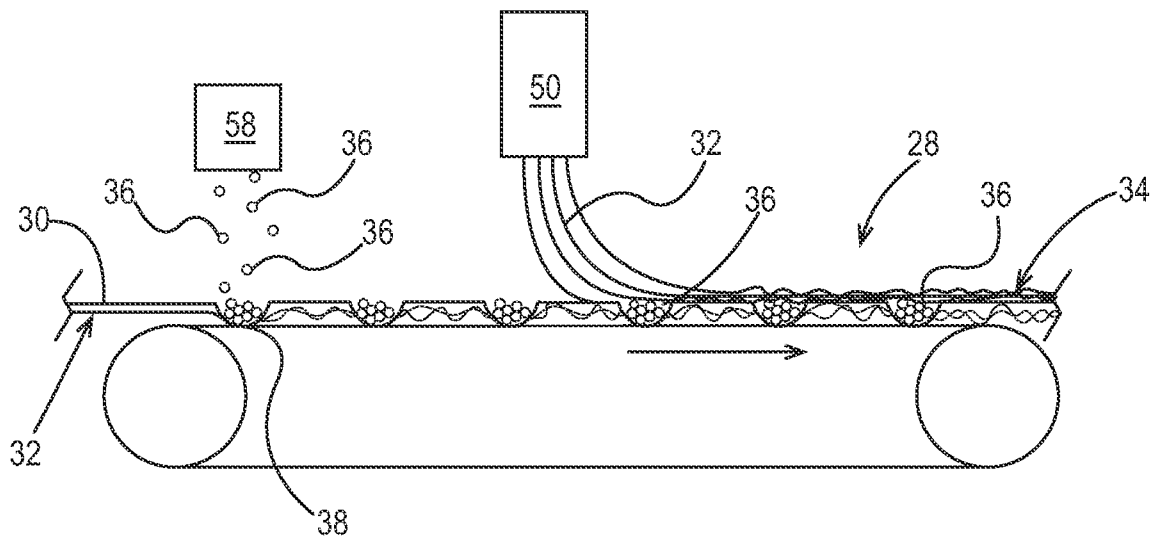


Fig. 12

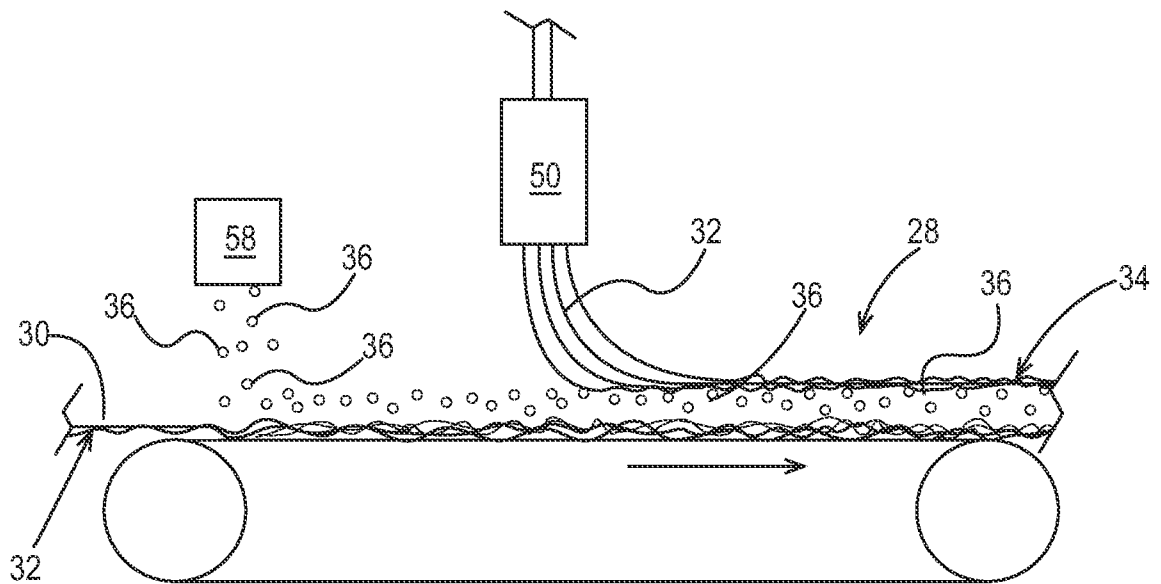


Fig. 13

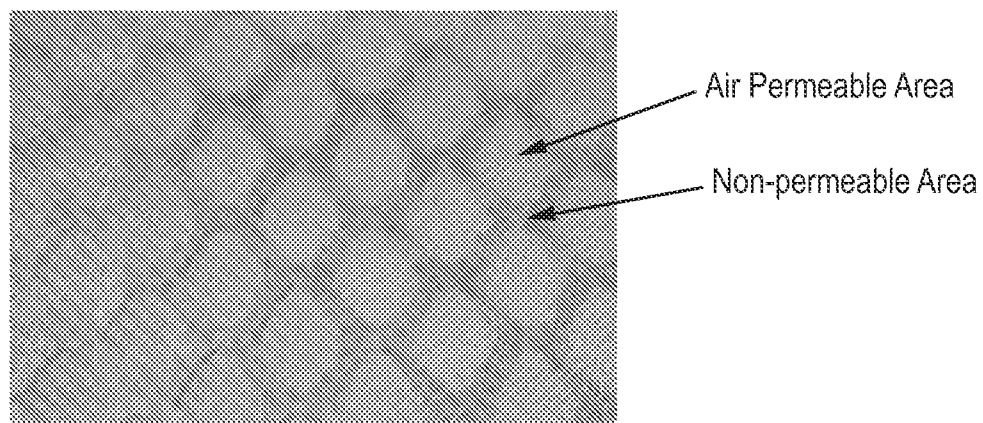


Fig. 14

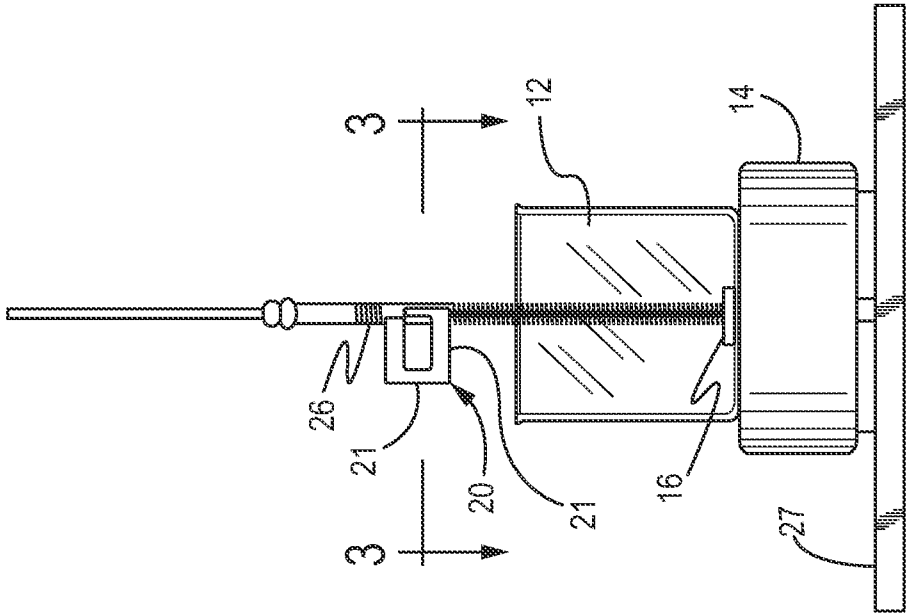


Fig. 15

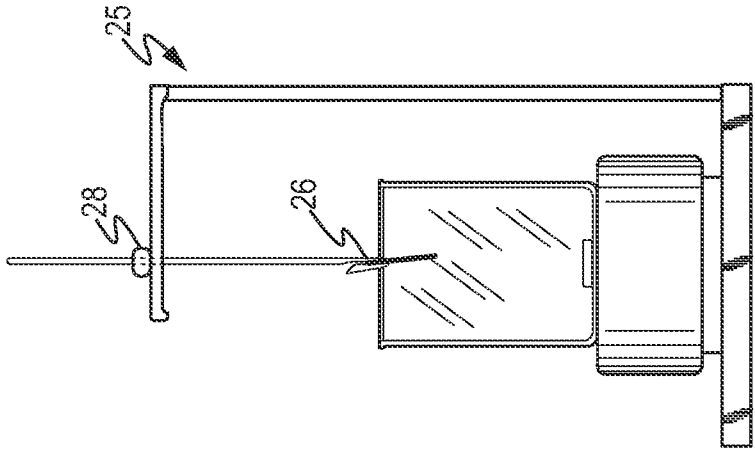


Fig. 16

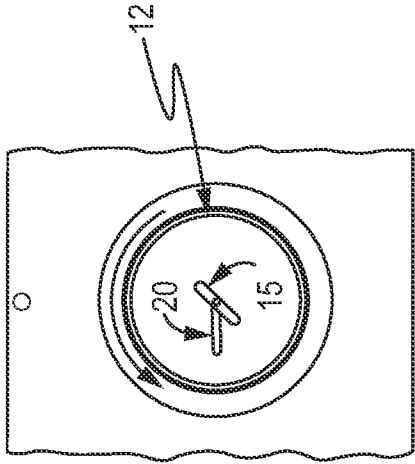


Fig. 17

INTERNATIONAL SEARCH REPORT

International application No

PCT/US2013/0200 10

A. CLASSIFICATION OF SUBJECT MATTER

INV. D94H3/00 B08B1/00 D01 F1/1G C11D17/00
ADD.

According to International Patent Classification (IPC) or to both national classification and IPC

B. FIELDS SEARCHED

Minimum documentation searched (classification system followed by classification symbols)

D04H B08B D01F CUD

Documentation searched other than minimum documentation to the extent that such documents are included in the fields searched

Electronic data base consulted during the international search (name of data base and, where practicable, search terms used)

EPO- Internal , WPI Data

C. DOCUMENTS CONSIDERED TO BE RELEVANT

Category*	Citation of document, with indication, where appropriate, of the relevant passages	Relevant to claim No.
Y	us 2011/027328 AI (BAIGARI F ALI [US] ET AL) 3 February 2011 (2011-02-03) paragraph [0103] -----	2
X	us 2007/071537 AI (REDDY KIRAN K [US] ET AL) 29 March 2007 (2007-03-29) claims	1, 3, 5 - 15
Y	paragraphs [0055] , [0056] paragraph [0072] - paragraph [0110] paragraphs [0123] , [125 132] , [0133] , [0170] -----	2, 4
Y	us 2009/041820 AI (WU MARGARET M [US] ET AL) 12 February 2009 (2009-02-12) paragraph [0181] - paragraph [0197] ; claim 4 ----- -/--	4



Further documents are listed in the continuation of Box C.



See patent family annex.

* Special categories of cited documents :

"A" document defining the general state of the art which is not considered to be of particular relevance

"E" earlier application or patent but published on or after the international filing date

"L" document which may throw doubts on priority claim(s) or which is cited to establish the publication date of another citation or other special reason (as specified)

"O" document referring to an oral disclosure, use, exhibition or other means

"P" document published prior to the international filing date but later than the priority date claimed

"T" later document published after the international filing date or priority date and not in conflict with the application but cited to understand the principle or theory underlying the invention

"X" document of particular relevance; the claimed invention cannot be considered novel or cannot be considered to involve an inventive step when the document is taken alone

"Y" document of particular relevance; the claimed invention cannot be considered to involve an inventive step when the document is combined with one or more other such documents, such combination being obvious to a person skilled in the art

"&" document member of the same patent family

Date of the actual completion of the international search

9 April 2013

Date of mailing of the international search report

18/04/2013

Name and mailing address of the ISA/

European Patent Office, P.B. 5818 Patentlaan 2
NL - 2280 HV Rijswijk
Tel. (+31-70) 340-2040,
Fax: (+31-70) 340-3016

Authorized officer

Culmann, J

INTERNATIONAL SEARCH REPORT

International application No

PCT/US2013/020010

C(Continuation). DOCUMENTS CONSIDERED TO BE RELEVANT

Category [*]	Citation of document, with indication, where appropriate, of the relevant passages	Relevant to claim No.
Y	US 2005/ 136780 AI (CLARK JAMES W [US] ET AL) 23 June 2005 (2005-06-23) c l a i m s -----	2

INTERNATIONAL SEARCH REPORT

Information on patent family members

International application No

PCT/ US2013/ 020010

Patent document cited in search report	Publication date	Patent family member(s)	Publication date
US 2011027328	AI	03-02 -201 1	CA 2769636 AI 03-02 -20 11
		CN 102470078 A	23-05 -20 12
		EP 2459 152 A2	06-06-20 12
		US 201 1027328 AI	03-02 -20 11
		WO 201 101440 1 A2	03-02 -20 11

US 200707 1537	AI	29-03 -2007	AU 200629759 1 AI 12-04-2007
		BR PI 0615 197 A2	10-05 -20 11
		EP 1940278 A2	09-07 -2008
		KR 2008006996 1 A	29-07 -2008
		US 2007071537 AI	29-03 -2007
		WO 2007040843 A2	12-04-2007

US 2009041820	AI	12-02 -2009	NONE

US 2005 136780	AI	23-06-2005	US 2005 136780 AI 23-06-2005
		WO 2005068700 AI	28-07 -2005
