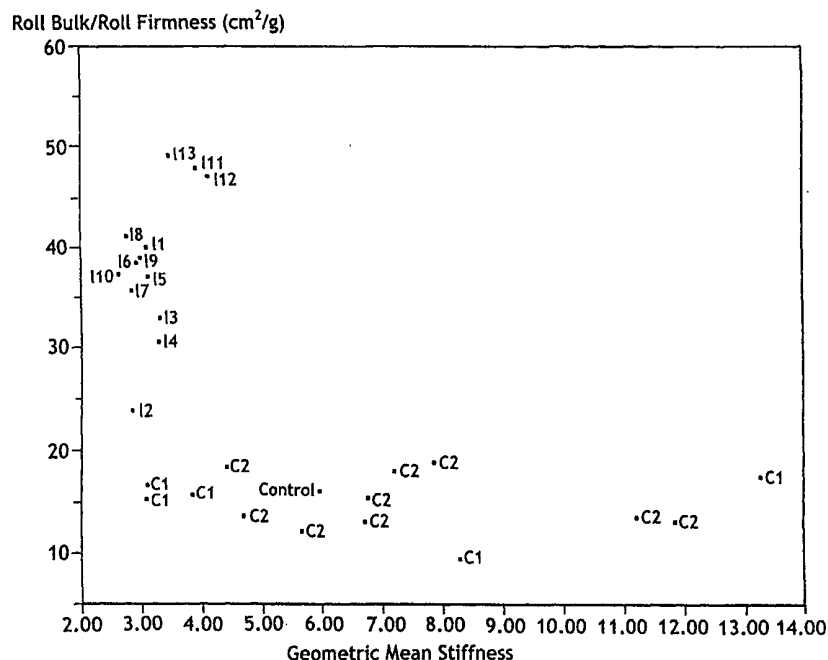




INTERNATIONAL APPLICATION PUBLISHED UNDER THE PATENT COOPERATION TREATY (PCT)

(51) International Patent Classification ⁷ : D21F 11/00, B65H 18/28	A1	(11) International Publication Number: WO 00/08253 (43) International Publication Date: 17 February 2000 (17.02.00)
(21) International Application Number: PCT/US99/17730 (22) International Filing Date: 6 August 1999 (06.08.99) (30) Priority Data: 09/129,814 6 August 1998 (06.08.98) US 09/166,863 6 October 1998 (06.10.98) US (71) Applicant: KIMBERLY-CLARK WORLDWIDE, INC. [US/US]; 401 N. Lake Street, Neenah, WI 54956 (US). (72) Inventors: BURAZIN, Mark, Alan; 817 Daybreak Drive, Appleton, WI 54915 (US). VAN RENGEN, Edward, Joseph; 31 Lamplighter Court, Appleton, WI 54914 (US). (74) Agents: CROFT, Gregory, E. et al.; 401 N. Lake St., Neenah, WI 54956 (US).		(81) Designated States: AE, AL, AM, AT, AU, AZ, BA, BB, BG, BR, BY, CA, CH, CN, CR, CU, CZ, DE, DK, EE, ES, FI, GB, GD, GE, GH, GM, HR, HU, ID, IL, IN, IS, JP, KE, KG, KP, KR, KZ, LC, LK, LR, LS, LT, LU, LV, MD, MG, MK, MN, MW, MX, NO, NZ, PL, PT, RO, RU, SD, SE, SG, SI, SK, SL, TJ, TM, TR, TT, UA, UG, UZ, VN, YU, ZA, ZW, ARIPO patent (GH, GM, KE, LS, MW, SD, SL, SZ, UG, ZW), Eurasian patent (AM, AZ, BY, KG, KZ, MD, RU, TJ, TM), European patent (AT, BE, CH, CY, DE, DK, ES, FI, FR, GB, GR, IE, IT, LU, MC, NL, PT, SE), OAPI patent (BF, BJ, CF, CG, CI, CM, GA, GN, GW, ML, MR, NE, SN, TD, TG). Published <i>With international search report.</i>

(54) Title: ROLLS OF TISSUE SHEETS HAVING IMPROVED PROPERTIES



(57) Abstract

The roll properties of tissue sheets are improved either by imparting cross-machine direction dominant bar-like protrusions to the air side of the tissue by using specially woven transfer fabrics and/or by offsetting recurring surface features of the sheet relative to the surface features of adjacent sheets within the roll, such as by providing a throughdryer fabric with an offset seam. Both techniques provide the resulting tissue sheets with improved capabilities for providing an improved combination of roll bulk and roll firmness.

FOR THE PURPOSES OF INFORMATION ONLY

Codes used to identify States party to the PCT on the front pages of pamphlets publishing international applications under the PCT.

AL	Albania	ES	Spain	LS	Lesotho	SI	Slovenia
AM	Armenia	FI	Finland	LT	Lithuania	SK	Slovakia
AT	Austria	FR	France	LU	Luxembourg	SN	Senegal
AU	Australia	GA	Gabon	LV	Latvia	SZ	Swaziland
AZ	Azerbaijan	GB	United Kingdom	MC	Monaco	TD	Chad
BA	Bosnia and Herzegovina	GE	Georgia	MD	Republic of Moldova	TG	Togo
BB	Barbados	GH	Ghana	MG	Madagascar	TJ	Tajikistan
BE	Belgium	GN	Guinea	MK	The former Yugoslav Republic of Macedonia	TM	Turkmenistan
BF	Burkina Faso	GR	Greece			TR	Turkey
BG	Bulgaria	HU	Hungary	ML	Mali	TT	Trinidad and Tobago
BJ	Benin	IE	Ireland	MN	Mongolia	UA	Ukraine
BR	Brazil	IL	Israel	MR	Mauritania	UG	Uganda
BY	Belarus	IS	Iceland	MW	Malawi	US	United States of America
CA	Canada	IT	Italy	MX	Mexico	UZ	Uzbekistan
CF	Central African Republic	JP	Japan	NE	Niger	VN	Viet Nam
CG	Congo	KE	Kenya	NL	Netherlands	YU	Yugoslavia
CH	Switzerland	KG	Kyrgyzstan	NO	Norway	ZW	Zimbabwe
CI	Côte d'Ivoire	KP	Democratic People's Republic of Korea	NZ	New Zealand		
CM	Cameroon		Republic of Korea	PL	Poland		
CN	China	KR	Republic of Korea	PT	Portugal		
CU	Cuba	KZ	Kazakstan	RO	Romania		
CZ	Czech Republic	LC	Saint Lucia	RU	Russian Federation		
DE	Germany	LI	Liechtenstein	SD	Sudan		
DK	Denmark	LK	Sri Lanka	SE	Sweden		
EE	Estonia	LR	Liberia	SG	Singapore		

ROLLS OF TISSUE SHEETS HAVING IMPROVED PROPERTIES

Background of the Invention

Through dried tissues have recently been developed which provide a unique combination of bulk and softness. In part, a method for making such tissues includes the use of a throughdrying fabric having high and long machine direction knuckles which impart a high degree of texture to the resulting tissue sheet. When such sheets are used for making bath tissue or paper toweling, they are wound into a roll for sale to the consumer. However, in spite of the high bulk and texture of the resulting tissue sheet, when wound into a roll the sheet has a tendency to "nest" as the protrusions of the sheet mate with corresponding depressions of the adjacent sheet in the wound roll. As a result, the wound roll has good firmness, but does not exhibit exceptional roll bulk befitting of the high texture exhibited by the sheet itself.

Therefore there is a need for a method of imparting good firmness and high bulk to rolls of tissue sheets having high bulk and texture.

Summary of the Invention

5 It has now been discovered that the bulk/firmness properties of rolls of tissue sheets, including throughdried tissue sheets, can be improved by modifying the fabrics used in the process of manufacturing the tissue sheet. The resulting rolls have both a high degree of bulk and firmness, particularly for rolls made from relatively soft sheets.

10 Hence in one aspect, the invention resides in a method of making a throughdried tissue sheet comprising (a) depositing an aqueous suspension of papermaking fibers onto a forming fabric to form a wet web; (b) dewatering the wet web to a consistency from about 20 to about 30 percent; (c) transferring the dewatered web from the forming fabric to the sheet side of a transfer fabric traveling at a speed from about 10 to about 80 percent slower than the forming fabric; (d) transferring the web to a throughdrying fabric
15 having from about 5 to about 300 impression knuckles per square inch which are raised at least about 0.005 inch above the plane of the fabric, wherein the web is macroscopically rearranged to conform to the surface of the throughdrying fabric; and (e) throughdrying the web, wherein the sheet side of the transfer fabric contains cross-machine direction (CD) dominant troughs which impart cross-machine direction dominant bar-like
20 protrusions to the air side of the tissue sheet.

As used herein, the "dryer side" of the tissue sheet is the side of the sheet facing the throughdrying fabric during throughdrying and the "air side" of the sheet is the side of the sheet facing away from the throughdrying fabric during throughdrying. When the sheet is wound into a roll of product, it is often preferred that the air side of the sheet be the side of the sheet facing the core of the roll and the dryer side of the sheet be the outwardly facing side of the sheet.

Also as used herein, the term "cross-machine direction dominant" means that the bar-like protrusions or troughs run at an angle of about 44° or less, more specifically about 20° or less, and still more specifically about 10° or less, relative to the cross-machine direction of the sheet or fabric. The bar-like protrusions can be parallel with the cross-machine direction of the sheet. Similarly, the term "machine direction dominant" means that the feature in question runs at an angle of about 44° or less, more specifically about 20° or less, and still more specifically about 10° or less, relative to the machine direction of the sheet or fabric. The machine direction dominant feature in question can also be parallel or substantially parallel to the machine direction of the sheet or fabric.

The bar-like protrusions can extend continuously across the width of the sheet but, due to some slippage of the woven fabric filaments, in practice the bar-like protrusions within a given sheet randomly vary in length. Accordingly, the length of the bar-like protrusions can be about 3 millimeters or greater, more specifically from about 3 millimeters to about 300 millimeters, more specifically from about 5 millimeters to about 50 millimeters, and still more specifically from about 5 millimeters to about 25 millimeters, including combinations of the foregoing ranges. The width of the bar-like protrusions corresponds to the spacing between the CD dominant filaments of the transfer fabric and can be about 0.3 millimeter or greater, more specifically from about 0.3 to about 3 millimeters, still more specifically from about 0.5 to about 1.5 millimeters. In addition, single CD dominant filaments within the transfer fabric can be replaced with multiple CD dominant filaments piled atop each other to form deeper CD dominant troughs within the fabric and therefore form higher bar-like protrusions in the air side of the sheet.

In another aspect, the invention resides in a tissue sheet having an air side and a dryer side, the dryer side of the sheet having parallel discontinuous rows of machine direction dominant pillow-like elevated regions, which can be imparted to the sheet by the spaces between high and long machine direction dominant knuckles in the throughdryer fabric, wherein the discontinuities in the rows of pillow-like elevated regions are cross-machine direction dominant troughs that appear as cross-machine direction dominant

bar-like protrusions on the air side of the sheet. The discontinuities in the rows of pillow-like elevated regions substantially suppress the tendency of the rows of pillow-like elevated regions in the sheet from nesting when the sheet is wound into a roll.

In another aspect, the invention resides in a method of making a throughdried
5 tissue sheet comprising (a) depositing an aqueous suspension of papermaking fibers having a consistency of about 1 percent or less onto a forming fabric to form a wet web; (b) dewatering the wet web to a consistency from about 20 to about 30 percent; (c) transferring the dewatered web from the forming fabric to a transfer fabric traveling at a speed from about 10 to about 80 percent slower than the forming fabric; (d) transferring
10 the web to a throughdrying fabric having from about 5 to about 300 impression knuckles per square inch which are raised at least about 0.005 inch above the plane of the fabric, wherein the web is macroscopically rearranged to conform to the surface of the throughdrying fabric; and (e) throughdrying the web, wherein the throughdrying fabric has an offset seam which results in the machine direction yarns of the throughdrying fabric
15 being disposed at an angle of about 2° or less, more specifically about 1° or less, still more specifically from about 0.05° to about 1°, and still more specifically from about 0.1° to about 0.6° relative to the machine direction of the fabric. As used herein, the term "offset" means that the seam is formed after the edges of the fabric have been displaced in the cross-machine direction beyond that which may occur inadvertently during normal
20 seaming operations. The concept of an offset seam will be more fully described in the description of Figure 11.

In another aspect, the invention resides in a tissue sheet comprising generally parallel rows of elevated pillow-like regions running at an acute angle relative to the machine direction of the sheet. The angle can be from about 0.05° to about 2°, more
25 specifically from about 0.05° to about 1°, and still more specifically from about 0.1° to about 0.6°. The angle results from an offset seam in the throughdrying fabric and substantially suppresses the tendency of the sheet to nest when wound into rolls. A similar result can be achieved with a conventionally seamed fabric, but by oscillating the roll upon which the web is being wound at an amplitude and frequency which suppresses
30 the tendency of the features of the web to line up and nest and increases the roll bulk/roll firmness ratio relative to a roll of the same sheet material wound without oscillating the roll.

In another aspect, the invention resides in a roll of tissue having a roll bulk of 16 cubic centimeters or greater per gram and a roll firmness of 8 millimeters or less.

In another aspect, the invention resides in a roll of tissue having a roll bulk/roll firmness ratio of 20 or more square centimeters per gram and a sheet caliper from about 0.02 to about 0.05 inch.

5 In another aspect, the invention resides in a roll of tissue having a roll bulk/roll firmness ratio of 20 or more square centimeters per gram and a geometric mean stiffness of about 8 or less.

In another aspect, the invention resides in a roll of tissue having a roll bulk/roll firmness/single sheet caliper ratio of about 350 or more centimeters per gram and a geometric mean stiffness of about 8 or less.

10 The roll bulk for rolls of tissue made in accordance with this invention can be 16 cubic centimeters or greater per gram of fiber, more specifically about 17 cubic centimeters or greater per gram of fiber, and still more specifically from about 17 to about 20 cubic centimeters per gram.

15 The roll firmness of rolls of tissue made in accordance with this invention can be about 11 millimeters or less, more specifically about 8 millimeters or less, more specifically about 7 millimeters or less, more specifically about 6 millimeters or less, and still more specifically from about 4 to about 7 millimeters.

20 The roll bulk/roll firmness ratio of rolls of tissue made in accordance with this invention can be 20 or more square centimeters per gram, more specifically about 25 or more square centimeters per gram, and still more specifically from about 25 to about 55 square centimeters per gram.

The single sheet caliper of the tissue sheets useful for purposes of this invention can be from about 0.02 to about 0.05 inch (0.51 to about 1.27 millimeters), more specifically from about 0.025 to about 0.045 inch (0.64 to about 1.14 millimeters).

25 The geometric mean stiffness of the tissue sheets useful for purposes of this invention can be about 8 or less, more specifically about 5 or less, and still more specifically from about 2 to about 5.

30 The roll bulk/roll firmness/single sheet caliper ratio of rolls of tissue in accordance with this invention can be about 350 or more centimeters per gram, more specifically about 390 or more centimeters per gram, more specifically about 430 or more centimeters per gram, and still more specifically from about 350 to about 550 centimeters per gram.

35 In addition to the above-mentioned properties which directly relate to or impact the properties of a wound roll of product, the absorbent capacity of the sheets useful for purposes of this invention can be about 5 or more grams of water per gram of fiber, more

specifically from about 5 to about 8 grams of water per gram of fiber, and still more specifically from about 5.5 to about 7 grams of water per gram of fiber.

Also, the absorbent rate of sheets useful for purposes of this invention can be about 4 seconds or less, more specifically from about 1 to about 4 seconds, and still
5 more specifically from about 2 to about 3 seconds.

As used herein, "roll bulk" is the bulk of the wound product, excluding the core volume, and is most easily understood with reference to Figure 2. Figure 2 illustrates a typical roll product having a core, around which the paper product is wound. The radius of the roll product is designated as "R", whereas the radius of the core is designated as
10 "r". The width or length of the roll is designated as "L". All measurements are expressed as "centimeters". The product roll volume "RV", expressed in cubic centimeters (cc), is the volume of the product minus the volume of the core, namely $RV = (\pi R^2 L) - (\pi r^2 L)$. The product roll weight "W" is the weight of the roll minus the weight of the core, measured in grams (g). Alternatively, the roll weight "W" can be calculated by multiplying
15 the basis weight of the sheet, expressed in grams per square meter, by the area of the sheet (length times width), expressed in square meters. Either way, the "roll bulk", expressed in cubic centimeters per gram (cc/g), is "RV" divided by "W".

As used herein, "roll firmness" is a measure of the extent a probe can penetrate the roll under controlled conditions and is readily understood with reference to Figure 3,
20 which illustrates the apparatus used for determining roll firmness. The apparatus is available from Kershaw Instrumentation, Inc., Swedesboro, NJ and is known as a Model RDT-101 Roll Density Tester. Shown in Figure 3 is a towel roll 80 being measured, which is supported on a spindle 81. When the test begins a traverse table 82 begins to move toward the roll. Mounted to the traverse table is a sensing probe 83. The motion
25 of the traverse table causes the sensing probe to make contact with the towel roll. When the sensing probe contacts the roll, the force exerted on the load cell exceeds the low set point of 6 grams and the displacement display is zeroed and begins indicating the penetration of the probe. When the force exerted on the sensing probe exceeds the high set point of 687 grams, the traverse table stops and the displacement display indicates
30 the penetration in millimeters. The tester records this reading. Next the tester rotates the towel roll 90° on the spindle and repeats the test. The roll firmness value is the average of the two readings, expressed in millimeters. The test is performed in a controlled environment of $73.4 \pm 1.8^\circ\text{F}$ and $50 \pm 2\%$ relative humidity. The rolls are conditioned in this environment at least 4 hours before testing.

As used herein, "geometric mean stiffness" is the geometric mean slope divided by the geometric mean tensile strength; where the geometric mean tensile strength is the square root of the product of the machine direction tensile strength and the cross-machine direction tensile strength, expressed in grams per 3 inches (7.62 cm); and
5 where the geometric mean slope is the square root of the product of the machine direction slope and the cross machine direction slope, expressed in grams per 3 inches (7.62 cm); and where machine direction slope and cross machine direction slope are as described in U.S. 5,746,887 issued May 5, 1998 to Wendt et al. entitled Method of Making Soft Tissue Products, which is hereby incorporated by reference.

10 As used herein, the "single sheet caliper" is measured in accordance with TAPPI test method T402 "Standard Conditioning and Testing Atmosphere For Paper, Board, Pulp Handsheets and Related Products" and is measured as one sheet using an EMVECO 200-A Microgage automated micrometer (EMVECO, Inc., Oregon). The micrometer has an anvil diameter of 2.22 inches (56.4 millimeters) and an anvil pressure
15 of 132 grams per square inch (per 6.45 square centimeters) (2.0 kPa).

As used herein, the "absorbent capacity" of tissue sheets is determined by cutting the tissue sheets into 4 inches by 4 inches squares, placing twenty squares into a stack such that all squares are oriented the same relative to the machine direction of the tissue, and stapling the corners of the stack together to form a 20 sheet pad. The pad is
20 placed into a wire mesh basket with the staple points down and lowered into a water bath held at a temperature of $23^{\circ}\text{C} \pm 2^{\circ}\text{C}$. When the pad is completely wetted, it is removed and allowed to drain for 30 seconds while in the wire basket. The weight of the water remaining in the pad after 30 seconds is the amount absorbed. This value is divided by the weight of the pad to determine the absorbent capacity, which for purposes herein is
25 expressed as grams of water absorbed per gram of fiber.

As used herein, the "absorbent rate" of tissue sheets is determined by same procedure as for the absorbent capacity, except the size of the pad is 2.5 inches by 2.5 inches. The time taken for the pad to completely wet out after being lowered into the water bath is the absorbent rate, expressed in seconds. Higher numbers mean that the
30 rate at which water is absorbed is slower.

Methods for making throughdried tissues generally in accordance with this invention are described in U.S. 5,656,132 entitled "Soft Tissue" issued August 12, 1997 to Farrington et al. and U.S. 5,672,248 entitled "Method of Making Soft Tissue Products" issued September 30, 1997 to Wendt et al., both of which are hereby incorporated by
35 reference.

The tissue sheets useful for purposes of this invention can have one, two, three or more plies and can be wet-pressed, throughdried, uncreped throughdried or wet molded and dried. They can be used for facial tissues, bath tissues, paper towels, dinner napkins and the like, although the greatest utility can be found in roll product forms such as bath tissue and paper towels.

Brief Description of the Drawings

Figure 1 illustrates a schematic view of the method for making uncreped throughdried tissues in accordance with this invention.

Figure 2 is a schematic figure of a typical roll product, illustrating the calculation of "roll bulk".

Figure 3 is a schematic representation of the apparatus used for measuring "roll firmness".

Figure 4 is a plot of roll bulk versus roll firmness for products of this invention (labeled "I1" - "I13" corresponding to Examples 1 - 13 below), a control point (labeled "Control") made without the methods of this invention as described in Example 14, and a variety of commercially available paper towels (collectively labeled "C1" or "C2" depending upon whether or not they are 1- or 2-ply products, respectively), illustrating the combination of high roll bulk and high roll firmness attained by the products of this invention.

Figure 5 is a plot of the roll bulk/roll firmness ratio versus single sheet caliper for products of this invention and a variety of commercially available paper towels with data points labeled as in Figure 4, illustrating the efficiency of the methods of this invention for attaining firm, bulky rolls with tissue sheets of a given caliper.

Figure 6 is a plot of the roll bulk/roll firmness ratio versus the geometric mean stiffness, similar to Figures 4 and 5 above, illustrating the ability of the methods of this invention to provide a high degree of bulk and firmness with soft (less stiff) sheets.

Figure 7 is a plot of the roll bulk/roll firmness/single sheet caliper ratio versus the geometric mean stiffness, similar to Figures 4, 5 and 6 above, further illustrating the efficiency of the methods of this invention in providing quality bulk and firmness for soft tissue sheets of a given caliper.

Figures 8A and 8B are photographs of the dryer side (top side) of an uncreped throughdried tissue sheet made in accordance with this invention and a similar sheet made without using the methods of this invention, respectively, illustrating the parallel

rows of elevated pillow-like regions in the machine direction which are interrupted by the cross-machine direction dominant troughs imparted to the sheet by the transfer fabric.

Figures 9A and 9B are photographs of the air side (bottom side) of the sheets of Figures 8A and 8B, respectively, further illustrating the bar-like impressions imparted to the tissue sheet by the transfer fabric, which on this side of the sheet are bar-like protrusions.

Figure 10 is a photograph of the sheet side of a transfer fabric used to impart the bar-like protrusions in the air side of the sheet.

Figures 11A, 11B and 11C are schematic illustrations of the steps involved in a method of making an offset seam in a fabric used in accordance with an aspect of this invention.

Detailed Description of the Drawings

Referring now to the drawings, the invention will be described in greater detail.

Figure 1 illustrates a method of making an uncreped throughdried tissue sheet in accordance with this invention. Shown is a twin wire former having a layered papermaking headbox 10 which injects or deposits a stream 11 of an aqueous suspension of papermaking fibers between forming fabrics 12 and 13. The web is adhered to forming fabric 13, which serves to support and carry the newly-formed wet web downstream in the process as the web is partially dewatered to a consistency of about 10 dry weight percent. Additional dewatering of the wet web can be carried out, such as by vacuum suction, while the wet web is supported by the forming fabric.

The wet web is then transferred from the forming fabric to a transfer fabric 17 traveling at a slower speed than the forming fabric in order to impart increased MD stretch into the web. A kiss transfer is carried out to avoid compression of the wet web, preferably with the assistance of a vacuum shoe 18. Depending upon the method used to impart the desired roll properties in accordance with this invention, the transfer fabric can be a fabric having high and long impression knuckles, generally as described in U.S. 5,672,248 to Wendt et al., previously mentioned, or it can have a smoother surface such as Asten 934, 937, 939, 959, Albany 94M or Appleton Mills 2164-B33. If the transfer fabric is being used to provide cross-machine direction dominant bars to the sheet, the transfer fabric can be as described in Figures 5, 6 and 7 of U.S. Patent No. 5,219,004 entitled "Multi-ply Papermaking Fabric With Binder Warps" issued June 15, 1993 to Chiu, which is hereby incorporated by reference. More particularly, referring to a transfer fabric as illustrated in Figure 6 of Chiu, the sheet side of the transfer fabric is the side of the

fabric having the long cross-machine direction dominant floats created by filaments 144, and the cross-machine dominant bars in the sheet imparted by the transfer fabric correspond to the troughs formed between cross-machine direction dominant filaments 144.

5 The web is then transferred from the transfer fabric to the throughdrying fabric 19 with the aid of a vacuum transfer roll 20 or a vacuum transfer shoe. The throughdrying fabric can be traveling at about the same speed or a different speed relative to the transfer fabric. If desired, the throughdrying fabric can be run at a slower speed to further enhance MD stretch. Transfer is preferably carried out with vacuum assistance to
10 ensure deformation of the sheet to conform to the throughdrying fabric, thus yielding desired bulk, flexibility, CD stretch and appearance. The throughdrying fabric is preferably of the high and long impression knuckle type generally described in Wendt et al.

 The level of vacuum used for the web transfers can be from about 3 to about 15
15 inches of mercury (75 to about 380 millimeters of mercury), preferably about 10 inches (254 millimeters) of mercury. The vacuum shoe (negative pressure) can be supplemented or replaced by the use of positive pressure from the opposite side of the web to blow the web onto the next fabric in addition to or as a replacement for sucking it onto the next fabric with vacuum. Also, a vacuum roll or rolls can be used to replace the
20 vacuum shoe(s).

 While supported by the throughdrying fabric, the web is final dried to a consistency of about 94 percent or greater by the throughdryer 21 and thereafter transferred to a carrier fabric 22. The dried basesheet 23 is transported to the reel 24 using carrier fabric 22 and an optional carrier fabric 25. An optional pressurized turning
25 roll 26 can be used to facilitate transfer of the web from carrier fabric 22 to fabric 25. Suitable carrier fabrics for this purpose are Albany International 84M or 94M and Asten 959 or 937, all of which are relatively smooth fabrics having a fine pattern. Although not shown, reel calendering or subsequent off-line calendering can be used to improve the smoothness and softness of the basesheet.

30 Figures 2 and 3 have been previously described in connection with the roll bulk and roll firmness measurements.

 Figures 4, 5, 6 and 7 are plots comparing certain properties of commercially available products with the products of this invention made in accordance with the Examples described below.

Figures 8A and 8B are photographs of the dryer side of an uncreped throughdried tissue sheet made in accordance with this invention (8A) and a similar sheet made without using the methods of this invention (8B). Referring to Figure 8A, shown are the parallel rows of elevated pillow-like regions 85 running in the machine direction which are interrupted by the cross-machine direction dominant troughs 86 in the tissue sheet of this invention. In Figure 8B, structure corresponding to the cross-machine dominant troughs is absent.

Figures 9A and 9B are photographs of the air side of the sheets of Figures 8A and 8B, respectively. Shown are the CD dominant bar-like protrusions 91 imparted to the air side of the tissue sheet by the transfer fabric.

Figure 10 is a photograph of the sheet side of an Appleton Mills 2054-A33 transfer fabric used to impart the cross-machine direction dominant bar-like protrusions to the air side of the sheet illustrated in Figures 8A and 9A in accordance with an aspect of this invention.

Figures 11A, 11B and 11C are schematic diagrams illustrating the steps used to make a fabric with an offset seam for purposes of this invention. Initially, as shown in Figure 11A, the fabric 100 is laid flat and the degree of offset is determined. Parallel offset lines 102 and 103 are drawn near the edges of the fabric as shown. The angle of these lines relative to the edge of the fabric represents the degree of offset relative to the machine direction of the fabric. The fabric is then formed into a continuous loop with the offset lines aligned as shown in Figure 11B. The two adjacent edges of the fabric are then seamed together. The excess fabric material is then trimmed away using a hot knife or other suitable means, leaving an offset fabric as illustrated in Figure 11C. As a result of this method, the seam 104 of the resulting fabric is not perpendicular to the machine direction of the fabric.

Examples

Example 1.

An uncreped throughdried tissue sheet was made in accordance with this invention as described above in connection with Figure 1. More specifically, a non-layered single ply towel tissue was made using a furnish comprising 50 dry weight percent northern softwood kraft fiber (NSWK); 25 % northern softwood bleached chemi-thermomechanical fiber (BCTMP), and 25 % southern hardwood kraft fiber (SHWK).

The NSWK fiber was pulped for 30 minutes at approximately 4 percent consistency and diluted to approximately 3.2 percent after pulping. The BCTMP and SHWK fibers were combined together in a 50:50 ratio and pulped for 30 minutes at approximately 4 percent consistency and diluted to approximately 3.2 percent after pulping. Kymene 557LX was added to both pulp streams at 10 kilograms per metric ton of pulp based on total flow. The NSWK fibers were refined at 1.0 horsepower-day (0.75 kW days) per metric ton. The pulp streams were then blended and diluted to approximately 0.18 % consistency. The diluted suspension was fed to a C-wrap, twin wire, suction form roll, former with forming fabrics (12 and 13) being an Asten 867A and an Appleton Mills (AM) 2164-B33 fabric respectively. The speed of both of the forming fabrics was 1562 feet per minute (7.93 meters/second). The newly formed web was then de-watered to a consistency of about 24 percent using vacuum suction from below the forming fabric before being transferred to the transfer fabric (17) traveling at 1250 fpm (25 % rush transfer.) The transfer fabric was an Appleton Mills 2054-A33 run with the coarse CD dominant filaments to the sheet side. (See Figure 10). A vacuum shoe pulling 6 inches (152 millimeters) of mercury vacuum was used to transfer the web to the transfer fabric.

The web was then transferred to a throughdrying fabric (19), which was an Appleton Mills t1205-1. The through drying fabric was traveling at a speed of about 1250 feet per minute (6.35 meters/second). The web was carried over a Honeycomb through-dryer operating at a temperature of about 350°F (177°C) and dried to final dryness of about 97 percent consistency. The resulting uncreped tissue sheet was then calendered at a fixed gap of 0.011 inch (0.028 millimeter) between two 20 inches (508 millimeters) diameter steel rolls and wound into finished product rolls on 1.6 inches (40.6 millimeters) diameter cores.

The resulting finished product had the following properties: basis weight, 22.8 pounds per 2880 square feet (38.6 grams per square meter); MD tensile, 2480 grams per

3 inches (76.2 millimeters) sample width; CD tensile, 2370 grams per 3 inches (76.2 millimeters) sample width; MD stretch, 20.1 percent; CD stretch 9.0 percent; MD slope, 6.05 kilograms per 3 inches (76.2 millimeters) sample width; CD slope, 9.29 kilograms per 3 inches (76.2 millimeters) sample width; geometric mean stiffness, 3.10; single sheet caliper, 0.033 inch (0.84 millimeter); roll bulk, 16.7 cubic centimeters per gram; roll firmness, 4.16 millimeters; roll bulk divided by roll firmness, 40.1 square centimeters per gram; roll bulk divided by roll firmness divided by single sheet caliper, 480 centimeters per gram; absorbent capacity, 6.1 grams water per gram fiber; absorbent rate, 1.9 seconds; roll diameter, 5.19 inch (132 millimeters); roll length, 60.0 feet (18.3 meters).

10

Example 2.

A single ply towel was made as described in Example 1 except the furnish consisted of 50 percent NSWK, 25 % BCTMP, and 25 % northern hardwood kraft fiber (NHWK), the NSWK was refined at 1.5 horsepower-days (1.1 kW) per metric ton, the throughdrying fabric was an Appleton Mills t1205-2 fabric, and the resulting basesheet was calendered at a fixed gap of 0.007 inch (0.178 millimeter).

The resulting finished product had the following properties: basis weight, 22.4 pounds per 2880 square feet (38.1 grams per square meter); MD tensile, 2540 grams per 3 inches (76.2 millimeters) sample width; CD tensile, 1680 grams per 3 inches (76.2 millimeters) sample width; MD stretch, 18.7 percent; CD stretch 10.3 percent; MD slope, 5.43 kilograms per 3 inches (76.2 millimeters) sample width; CD slope, 6.36 kilograms per 3 inches (76.2 millimeters) sample width; geometric mean stiffness, 2.84; single sheet caliper, 0.034 inch (0.86 mm); roll bulk, 17.1 cubic centimeters per gram; roll firmness, 7.1 millimeters; roll bulk divided by roll firmness, 24.1 square centimeters per gram; roll bulk divided by roll firmness divided by single sheet caliper, 280 centimeters per gram; absorbent capacity, 6.56 grams water per gram fiber; absorbent rate, 3.3 seconds; roll diameter, 5.20 inch (132 millimeters); roll length, 62.5 feet (19.1 meters).

Example 3.

A single ply towel was made as described in Example 2 except the transfer fabric was an Appleton Mills t1605-2 fabric and the throughdrying fabric was an Appleton Mills t1205-2 off-seamed fabric at a finished offset angle of 0.273 degrees.

The resulting finished product had the following properties: basis weight, 21.8 pounds per 2880 square feet (37.1 grams per square meter); MD tensile, 2130 grams per 3 inches (76.2 millimeters) sample width; CD tensile, 1970 grams per 3 inches (76.2

millimeters) sample width; MD stretch, 17.5 percent; CD stretch 13.0 percent; MD slope, 9.13 kilograms per 3 inches (76.2 millimeters) sample width; CD slope, 5.06 kilograms per 3 inches (76.2 millimeters) sample width; geometric mean stiffness, 3.31; single sheet caliper, 0.034 (0.86 mm); roll bulk, 19.4 cubic centimeters per gram; roll firmness, 5.85
5 millimeters; roll bulk divided by roll firmness, 33.2 square centimeters per gram; roll bulk divided by roll firmness divided by single sheet caliper, 390 centimeters per gram; absorbent capacity, 6.78 grams water per gram fiber; absorbent rate, 2.2 seconds; roll diameter, 5.43 inch (138 millimeters); roll length, 62.5 feet (19.1 meters).

10 Example 4.

A single ply towel was made as described in Example 3 except the resulting basesheet was calendered at a fixed gap of 0.005 inch (0.127 millimeter).

The resulting finished product had the following properties: basis weight, 21.6 pounds per 2880 square feet (36.7 grams per square meter); MD tensile, 2250 grams per
15 3 inches (76.2 millimeters) sample width; CD tensile, 1660 grams per 3 inches (76.2 millimeters) sample width; MD stretch, 18.5 percent; CD stretch 11.8 percent; MD slope, 8.98 kilograms per 3 inches (76.2 millimeters) sample width; CD slope, 4.47 kilograms per 3 inches (76.2 millimeters) sample width; geometric mean stiffness, 3.28; single sheet caliper, 0.032 inch (0.81 mm); roll bulk, 19.1 cubic centimeters per gram; roll firmness,
20 6.20 millimeters; roll bulk divided by roll firmness, 30.8 square centimeters per gram; roll bulk divided by roll firmness divided by single sheet caliper, 380 centimeters per gram; absorbent capacity, 6.83 grams water per gram fiber; absorbent rate, 2.1 seconds; roll diameter, 5.35 inch (136 millimeters); roll length, 62.5 feet (19.1 meters).

25 Example 5.

A single ply towel was made as described in Example 3 except the NSWK was refined at 3.0 horsepower-days (2.2 kW days) per metric ton, Kymene 557LX was added at a rate of 12 kilograms per metric ton of fiber, the transfer fabric was an Appleton Mills t216-3 fabric, and the resulting basesheet was calendered at a fixed gap of 0.005 inch
30 (0.127 millimeters).

The resulting finished product had the following properties: basis weight, 22.2 pounds per 2880 square feet (37.8 grams per square meter); MD tensile, 2870 grams per 3 inches (76.2 millimeters) sample width; CD tensile, 2460 grams per 3 inches (76.2 millimeters) sample width; MD stretch, 18.3 percent; CD stretch 11.3 percent; MD slope,
35 11.1 kilograms per 3 inches (76.2 millimeters) sample width; CD slope, 6.20 kilograms

per 3 inches (76.2 millimeters) sample width; geometric mean stiffness, 3.12; single sheet caliper, 0.029 inch (0.74 mm); roll bulk, 18.1 cubic centimeters per gram; roll firmness, 4.85 millimeters; roll bulk divided by roll firmness, 37.3 square centimeters per gram; roll bulk divided by roll firmness divided by single sheet caliper, 500 centimeters per gram;
5 absorbent capacity, 6.0 grams water per gram fiber; absorbent rate, 2.5 seconds; roll diameter, 5.32 inch (135 millimeters); roll length, 62.5 feet (19.1 meters).

Example 6.

A single ply towel was made as described in Example 5 except the resulting
10 basesheet was calendered at a fixed gap of 0.007 inch (0.178 millimeter).

The resulting finished product had the following properties: basis weight, 22.3 pounds per 2880 square feet (37.9 grams per square meter); MD tensile, 3330 grams per 3 inches (76.2 millimeters) sample width; CD tensile, 2610 grams per 3 inches (76.2 millimeters) sample width; MD stretch, 20.3 percent; CD stretch 11.7 percent; MD slope,
15 10.9 kilograms per 3 inches (76.2 millimeters) sample width; CD slope, 6.85 kilograms per 3 inches (76.2 millimeters) sample width; geometric mean stiffness, 2.92; single sheet caliper, 0.032 inch (0.81 mm); roll bulk, 19.3 cubic centimeters per gram; roll firmness, 5.0 millimeters; roll bulk divided by roll firmness, 38.6 square centimeters per gram; roll bulk divided by roll firmness divided by single sheet caliper, 480 centimeters per gram;
20 absorbent capacity, 6.14 grams water per gram fiber; absorbent rate, 2.5 seconds; roll diameter, 5.47 inch (139 millimeters); roll length, 62.5 feet (19.1 meters).

Example 7.

A single ply towel was made as described in Example 5 except the transfer fabric
25 was an Appleton Mills 2054-A33.

The resulting finished product had the following properties: basis weight, 22.1 pounds per 2880 square feet (37.6 grams per square meter); MD tensile, 3260 grams per 3 inches (76.2 millimeters) sample width; CD tensile, 2120 grams per 3 inches (76.2 millimeters) sample width; MD stretch, 19.1 percent; CD stretch 9.4 percent; MD slope,
30 5.98 kilograms per 3 inches (76.2 millimeters) sample width; CD slope, 9.4 kilograms per 3 inches (76.2 millimeters) sample width; geometric mean stiffness, 2.85; single sheet caliper, 0.031 inch (0.79 mm); roll bulk, 17.6 cubic centimeters per gram; roll firmness, 4.90 millimeters; roll bulk divided by roll firmness, 35.9 square centimeters per gram; roll bulk divided by roll firmness divided by single sheet caliper, 460 centimeters per gram;

absorbent capacity, 5.86 grams water per gram fiber; absorbent rate, 2.74 seconds; roll diameter, 5.24 inch (133 millimeters); roll length, 62.5 feet (19.1 meters).

Example 8.

5 A single ply towel was made as described in Example 7 except the resulting basesheet was calendered at a fixed gap of 0.007 inch (0.178 millimeter).

 The resulting finished product had the following properties: basis weight, 22.3 pounds per 2880 square feet (37.9 grams per square meter); MD tensile, 3330 grams per 3 inches (76.2 millimeters) sample width; CD tensile, 2270 grams per 3 inches (76.2
10 millimeters) sample width; MD stretch, 17.4 percent; CD stretch 10.5 percent; MD slope, 6.6 kilograms per 3 inches (76.2 millimeters) sample width; CD slope, 8.8 kilograms per 3 inches (76.2 millimeters) sample width; geometric mean stiffness, 2.8; single sheet caliper, 0.032 inch (0.81 mm); roll bulk, 18.4 cubic centimeters per gram; roll firmness, 4.45 millimeters; roll bulk divided by roll firmness, 41.3 square centimeters per gram; roll
15 bulk divided by roll firmness divided by single sheet caliper, 510 centimeters per gram; absorbent capacity, 5.98 grams water per gram fiber; absorbent rate, 3.0 seconds; roll diameter, 5.35 inch (136 millimeters); roll length, 62.5 feet (19.1 meters).

Example 9.

20 A single ply towel was made as described in Example 7 except the former consistency was approximately 0.25 percent.

 The resulting finished product had the following properties: basis weight, 22.2 pounds per 2880 square feet (37.8 grams per square meter); MD tensile, 2940 grams per 3 inches (76.2 millimeters) sample width; CD tensile, 2210 grams per 3 inches (76.2
25 millimeters) sample width; MD stretch, 16.5 percent; CD stretch 10.0 percent; MD slope, 6.65 kilograms per 3 inches (76.2 millimeters) sample width; CD slope, 8.50 kilograms per 3 inches (76.2 millimeters) sample width; geometric mean stiffness, 3.00; single sheet caliper, 0.030 inch (0.76 mm); roll bulk, 17.8 cubic centimeters per gram; roll firmness, 4.55 millimeters; roll bulk divided by roll firmness, 39.1 square centimeters per gram; roll
30 bulk divided by roll firmness divided by single sheet caliper, 520 centimeters per gram; absorbent capacity, 6.0 grams water per gram fiber; absorbent rate, 2.8 seconds; roll diameter, 5.28 inch (134 millimeters); roll length, 62.5 feet (19.1 meters).

Example 10.

A single ply towel as described in Example 9 except the resulting basesheet was calendered at a fixed gap of 0.007 inch (0.178 millimeter).

- 5 The resulting finished product had the following properties: basis weight, 22.3 pounds per 2880 square feet (37.8 grams per square meter); MD tensile, 3220 grams per 3 inches (76.2 millimeters) sample width; CD tensile, 2370 grams per 3 inches (76.2 millimeters) sample width; MD stretch, 18.5 percent; CD stretch 10.5 percent; MD slope, 6.06 kilograms per 3 inches (76.2 millimeters) sample width; CD slope, 8.67 kilograms per 3 inches (76.2 millimeters) sample width; geometric mean stiffness, 2.63; single sheet caliper, 0.033 inch (0.84 mm); roll bulk, 18.4 cubic centimeters per gram; roll firmness, 4.9 millimeters; roll bulk divided by roll firmness, 37.6 square centimeters per gram; roll bulk divided by roll firmness divided by single sheet caliper, 450 centimeters per gram; absorbent capacity, 5.89 grams water per gram fiber; absorbent rate, 2.8 seconds; roll diameter, 5.35 inch (136 millimeters); roll length, 62.5 feet (19.1 meters).
- 10
- 15

Example 11.

A single ply towel was made as described in Example 2 except the resulting basesheet was not calendered.

- 20 The resulting finished product had the following properties: basis weight, 23.6 pounds per 2880 square feet (40.1 grams per square meter); MD tensile, 2570 grams per 3 inches (76.2 millimeters) sample width; CD tensile, 2290 grams per 3 inches (76.2 millimeters) sample width; MD stretch, 19.9 percent; CD stretch 12.6 percent; MD slope, 8.98 kilograms per 3 inches (76.2 millimeters) sample width; CD slope, 10.2 kilograms per 3 inches (76.2 millimeters) sample width; geometric mean stiffness, 3.93; single sheet caliper, 0.045 inch (1.14 mm); roll bulk, 20.9 cubic centimeters per gram; roll firmness, 4.35 millimeters; roll bulk divided by roll firmness, 48.1 square centimeters per gram; roll bulk divided by roll firmness divided by single sheet caliper, 420 centimeters per gram; absorbent capacity, 6.56 grams water per gram fiber; absorbent rate, 3.2 seconds; roll diameter, 5.95 inch (151 millimeters); roll length, 65.0 feet (19.7 meters).
- 25
- 30

Example 12.

A single ply towel as described in Example 3 except the resulting basesheet was not calendered.

The resulting finished product had the following properties: basis weight, 22.5 pounds per 2880 square feet (38.3 grams per square meter); MD tensile, 2600 grams per 3 inches (76.2 millimeters) sample width; CD tensile, 2410 grams per 3 inches (76.2 millimeters) sample width; MD stretch, 19.6 percent; CD stretch 13.2 percent; MD slope, 12.3 kilograms per 3 inches (76.2 millimeters) sample width; CD slope, 8.74 kilograms per 3 inches (76.2 millimeters) sample width; geometric mean stiffness, 4.13; single sheet caliper, 0.043 inch (1.09 mm); roll bulk, 23.2 cubic centimeters per gram; roll firmness, 4.9 millimeters; roll bulk divided by roll firmness, 47.3 square centimeters per gram; roll bulk divided by roll firmness divided by single sheet caliper, 430 centimeters per gram; absorbent capacity, 6.41 grams water per gram fiber; absorbent rate, 2.2 seconds; roll diameter, 6.1 inch (155 millimeters); roll length, 65.1 feet (19.7 meters).

Example 13.

A single ply towel as described in Example 7 except the resulting basesheet was not calendered.

The resulting finished product had the following properties: basis weight, 22.7 pounds per 2880 square feet (38.6 grams per square meter); MD tensile, 3430 grams per 3 inches (76.2 millimeters) sample width; CD tensile, 2620 grams per 3 inches (76.2 millimeters) sample width; MD stretch, 21.6 percent; CD stretch 10.7 percent; MD slope, 7.67 kilograms per 3 inches (76.2 millimeters) sample width; CD slope, 14.2 kilograms per 3 inches (76.2 millimeters) sample width; geometric mean stiffness, 3.46; single sheet caliper, 0.042 inch (1.07 mm); roll bulk, 21.7 cubic centimeters per gram; roll firmness, 4.40 millimeters; roll bulk divided by roll firmness, 49.2 square centimeters per gram; roll bulk divided by roll firmness divided by single sheet caliper, 460 centimeters per gram; absorbent capacity, 5.98 grams water per gram fiber; absorbent rate, 2.8 seconds; roll diameter, 5.90 inch (150 millimeters); roll length, 63.5 feet (19.2 meters).

Example 14 (Control).

A single ply towel as described in Example 1 except the transfer fabric was an AM 2164-B33 and the resulting basesheet was calendered at a fixed gap of 0.011 inch (27.9 mm).

The resulting finished product had the following properties: basis weight, 22.4 pounds per 2880 square feet (38.1 grams per square meter); MD tensile, 2670 grams per 3 inches (76.2 millimeters) sample width; CD tensile, 2170 grams per 3 inches (76.2 millimeters) sample width; MD stretch, 19.1 percent; CD stretch 9.0 percent; MD slope,

19.6 kilograms per 3 inches (76.2 millimeters) sample width; CD slope, 10.6 kilograms per 3 inches (76.2 millimeters) sample width; geometric mean stiffness, 5.98; single sheet caliper, 0.033 inch (0.84 mm); roll bulk, 17.0 cubic centimeters per gram; roll firmness, 10.4 millimeters; roll bulk divided by roll firmness, 16.3 square centimeters per gram; roll
5 bulk divided by roll firmness divided by single sheet caliper, 200 centimeters per gram; absorbent capacity, 6.0 grams water per gram fiber; absorbent rate, 2.0 seconds; roll diameter, 5.19 inch (1325 millimeters); roll length, 60.0 feet (18.2 meters).

It will be appreciated that the foregoing examples, given for purposes of
10 illustration, are not to be construed as limiting the scope of this invention, which is defined by the following claims and all equivalents thereto.

We claim:

1. A roll of tissue having a roll bulk of 16 cubic centimeters or greater per gram and a roll firmness of 8 millimeters or less.
- 5 2. The roll of tissue of claim 1 wherein the roll firmness is about 7 millimeters or less.
3. The roll of tissue of claim 1 wherein the roll firmness is about 6 millimeters or less.
4. The roll of tissue of claim 1 wherein the roll firmness is from about 4 to about 7
10 millimeters.
5. The roll of tissue of claim 1 wherein the roll bulk is about 17 cubic centimeters or greater per gram and the roll firmness is about 6 millimeters or less.
- 15 6. The roll of tissue of claim 1 wherein the roll bulk is from about 17 cubic centimeters per gram to about 20 cubic centimeters per gram and the roll firmness is from about 4 millimeters to about 7 millimeters.
7. A roll of tissue having a roll bulk/roll firmness ratio of 20 or more square
20 centimeters per gram and a single sheet caliper of from about 0.02 to about 0.05 inch.
8. The roll of tissue of claim 7 wherein the roll bulk/roll firmness ratio is about 25 or more square centimeters per gram.
- 25 9. The roll of tissue of claim 7 wherein the roll bulk/roll firmness ratio is from about 25 to about 55 square centimeters per gram.
10. The roll of tissue of claim 9 wherein the single sheet caliper is from about 0.025 to
30 about 0.040 inch.
11. A roll of tissue having a roll bulk/roll firmness ratio of 20 or more square centimeters per gram and a geometric mean stiffness of about 8 or less.

12. The roll of tissue of claim 11 wherein the roll bulk/roll firmness ratio is about 25 or more square centimeters per gram.
13. The roll of tissue of claim 11 wherein the roll bulk/roll firmness ratio is from about
5 25 to about 55 square centimeters per gram.
14. The roll of tissue of claim 13 wherein the geometric mean stiffness is about 5 or less.
- 10 15. The roll of tissue of claim 13 wherein the geometric mean stiffness is from about 2 to about 5.
16. A roll of tissue having a roll bulk/roll firmness/single sheet caliper ratio of about
15 350 or more centimeters per gram and a geometric mean stiffness of about 8 or less.
17. The roll of tissue of claim 16 wherein the roll bulk/roll firmness/single sheet caliper ratio is about 390 or more centimeters per gram.
- 20 18. The roll of tissue of claim 16 wherein the roll bulk/roll firmness/single sheet caliper ratio is about 430 or more centimeters per gram.
19. The roll of tissue of claim 16 wherein the roll bulk/roll firmness/single sheet caliper ratio is from about 350 to about 550 centimeters per gram.
- 25 20. The roll of tissue of claim 19 wherein the geometric mean stiffness is from about 2 to about 5.
21. The roll of tissue of claim 1, 7, 11 or 16 wherein the tissue has an absorbent
30 capacity of 5 or more grams of water per gram of fiber.
22. The roll of tissue of claim 1, 7, 11 or 16 wherein the tissue has an absorbent rate of about 4 seconds or less.

23. A throughdried tissue sheet having an air side and a dryer side, the dryer side of the sheet having parallel discontinuous rows of machine direction dominant elevated pillow-like regions, wherein the discontinuities in the rows of elevated pillow-like regions are cross-machine direction dominant troughs that appear as cross-machine dominant bar-like protrusions on the air side of the sheet.
24. A throughdried tissue sheet comprising generally parallel rows of elevated pillow-like regions running at an angle of from about 0.05° to about 2° relative to the machine direction of the sheet.
25. The tissue sheet of claim 24 wherein the angle is from about 0.05° to about 1° .
26. The tissue sheet of claim 24 wherein the angle is from about 0.1° to about 0.6° .
27. A method of making a throughdried tissue sheet comprising (a) depositing an aqueous suspension of papermaking fibers onto a forming fabric to form a wet web; (b) dewatering the wet web to a consistency from about 20 to about 30 percent; (c) transferring the dewatered web from the forming fabric to a transfer fabric traveling at a speed from about 10 to about 80 percent slower than the forming fabric; (d) transferring the web to a throughdrying fabric having from about 5 to about 300 impression knuckles per square inch which are raised at least about 0.005 inch above the plane of the fabric, wherein the web is macroscopically rearranged to conform to the surface of the throughdrying fabric; and (e) throughdrying the web, wherein the sheet side of the transfer fabric contains cross-machine direction dominant troughs which impart cross-machine direction bar-like protrusions to the air side of the tissue sheet.
28. A method making a throughdried tissue sheet comprising (a) depositing an aqueous suspension of papermaking fibers onto a forming fabric to form a wet web; (b) dewatering the wet web to a consistency from about 20 to about 30 percent; (c) transferring the dewatered web from the forming fabric to a transfer fabric traveling at a speed from about 10 to about 80 percent slower than the forming fabric; (d) transferring the web to a throughdrying fabric having from about 5 to about 300 impression knuckles per square inch which are raised at least about 0.005 inch above the plane of the fabric, wherein the web is

macroscopically rearranged to conform to the surface of the throughdrying fabric;
and (e) throughdrying the web, wherein the throughdrying fabric has an offset
seam at an angle of about 2 degrees or less relative to the cross-machine
direction of the fabric.

5

29. The method of claim 28 wherein the offset seam angle is about 1 degree or less
relative to the cross-machine direction of the sheet.

10

30. The method of claim 28 wherein the offset seam angle is from about 0.05 to
about 1 degree relative to the cross-machine direction of the sheet.

31. The method of claim 28 wherein the offset seam angle is from about 0.1 to about
0.6 degree relative to the cross-machine direction of the sheet.

15

32. A method of winding a roll of tissue from a tissue sheet having a regular pattern of
surface protrusions comprising oscillating the roll from side to side as the roll is
being wound such that the surface protrusions of adjacent sheets within the roll
are offset from each other, thereby reducing nesting and increasing the roll
bulk/roll firmness ratio relative to a roll of the same sheet material wound without
oscillating the roll.

20

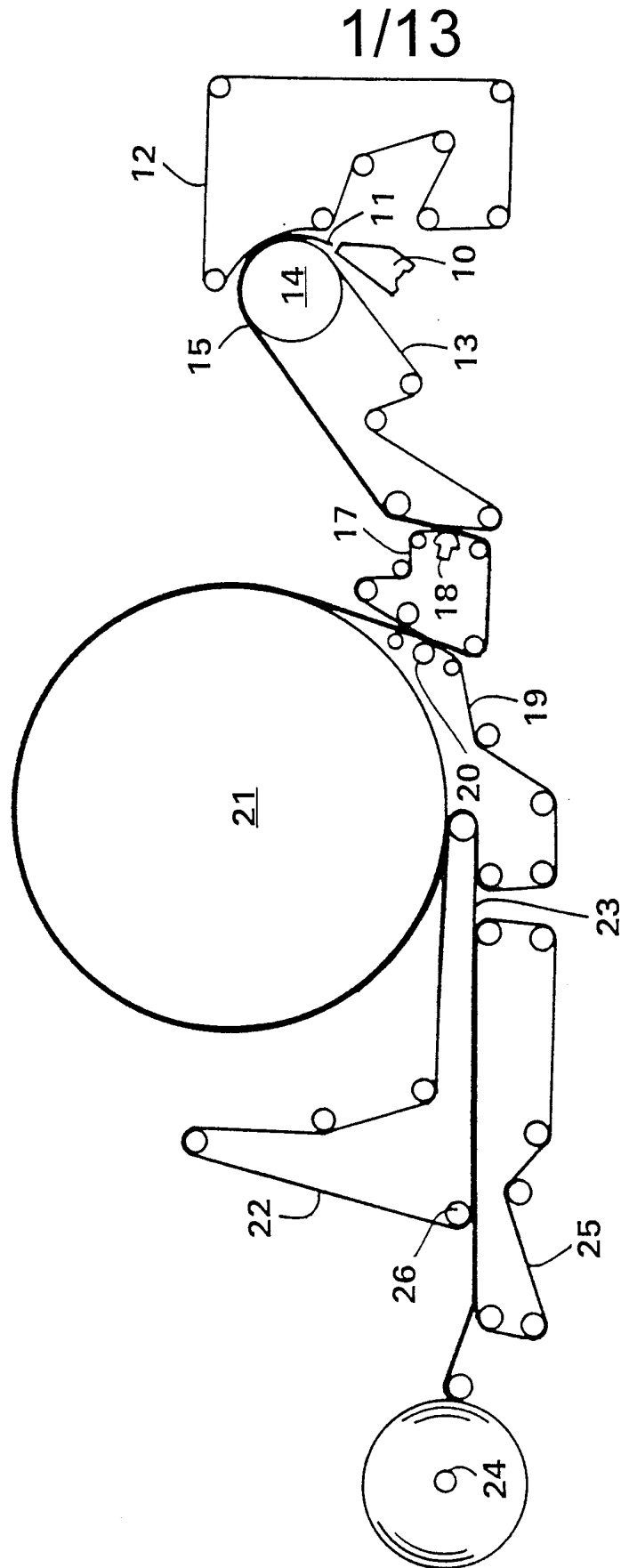


FIG. 1

2/13

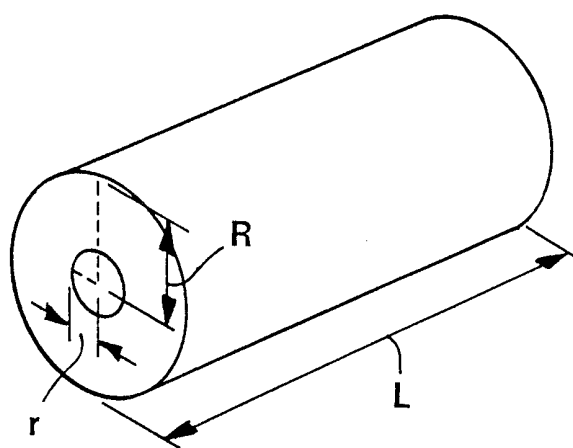


FIG. 2

3/13

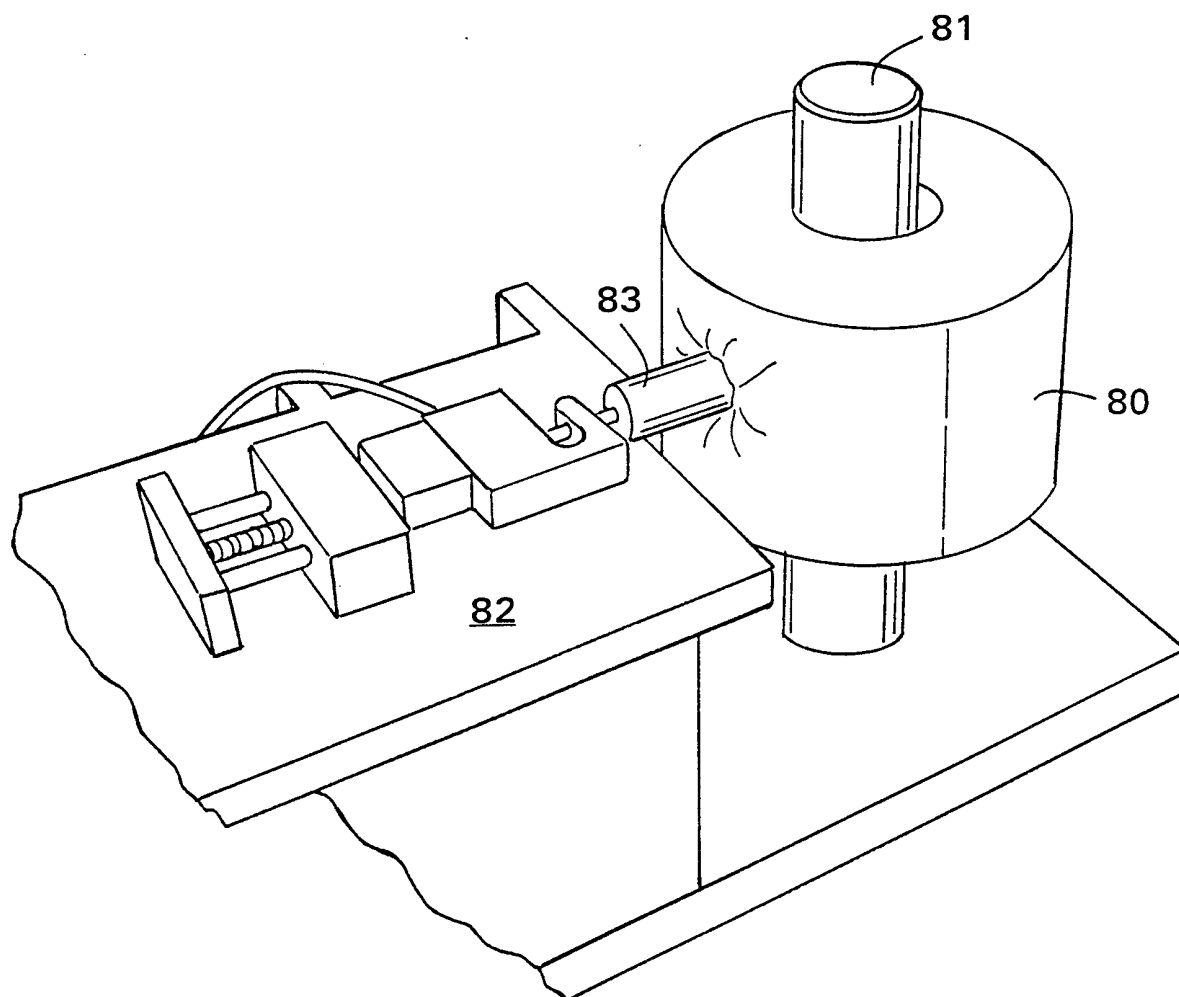
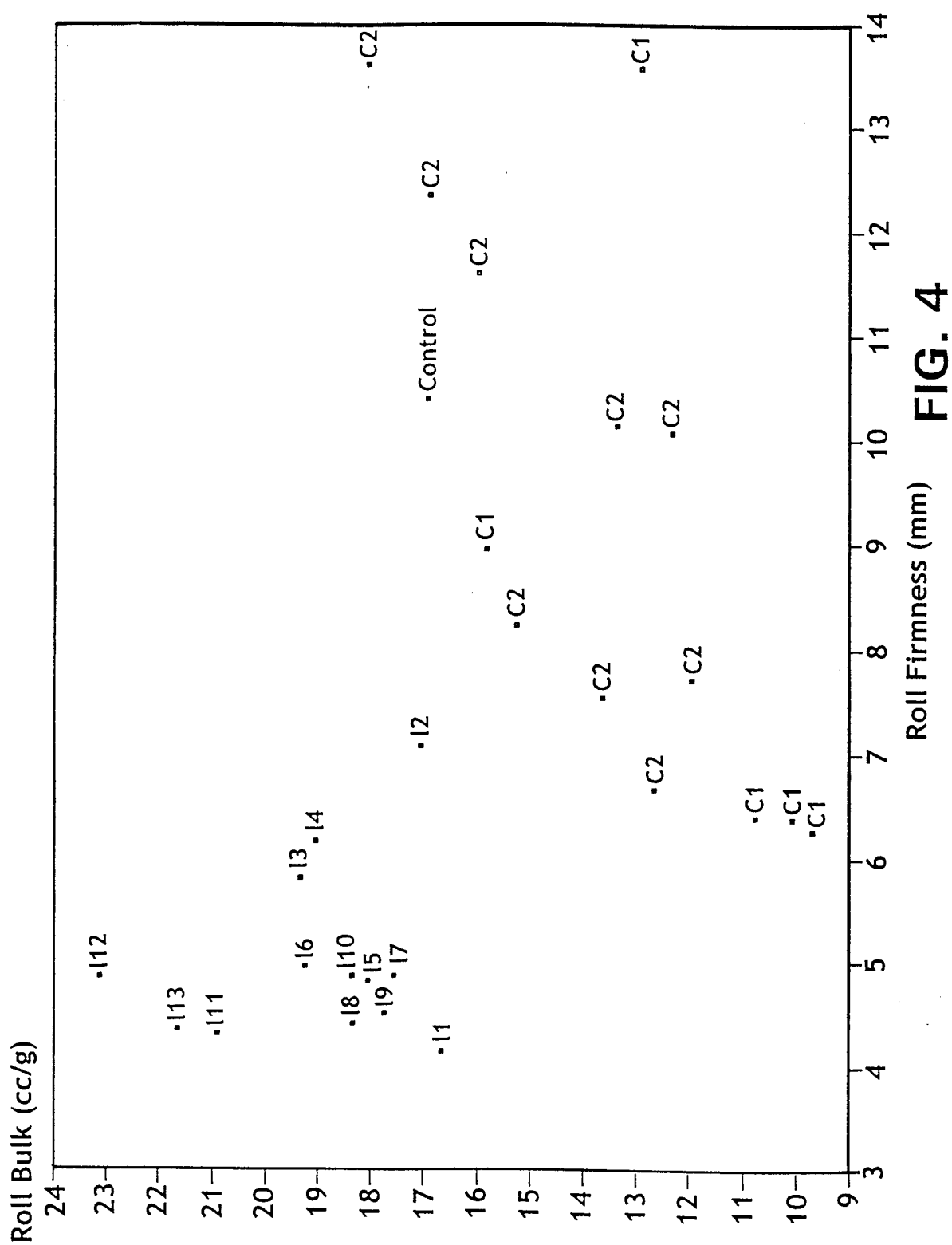
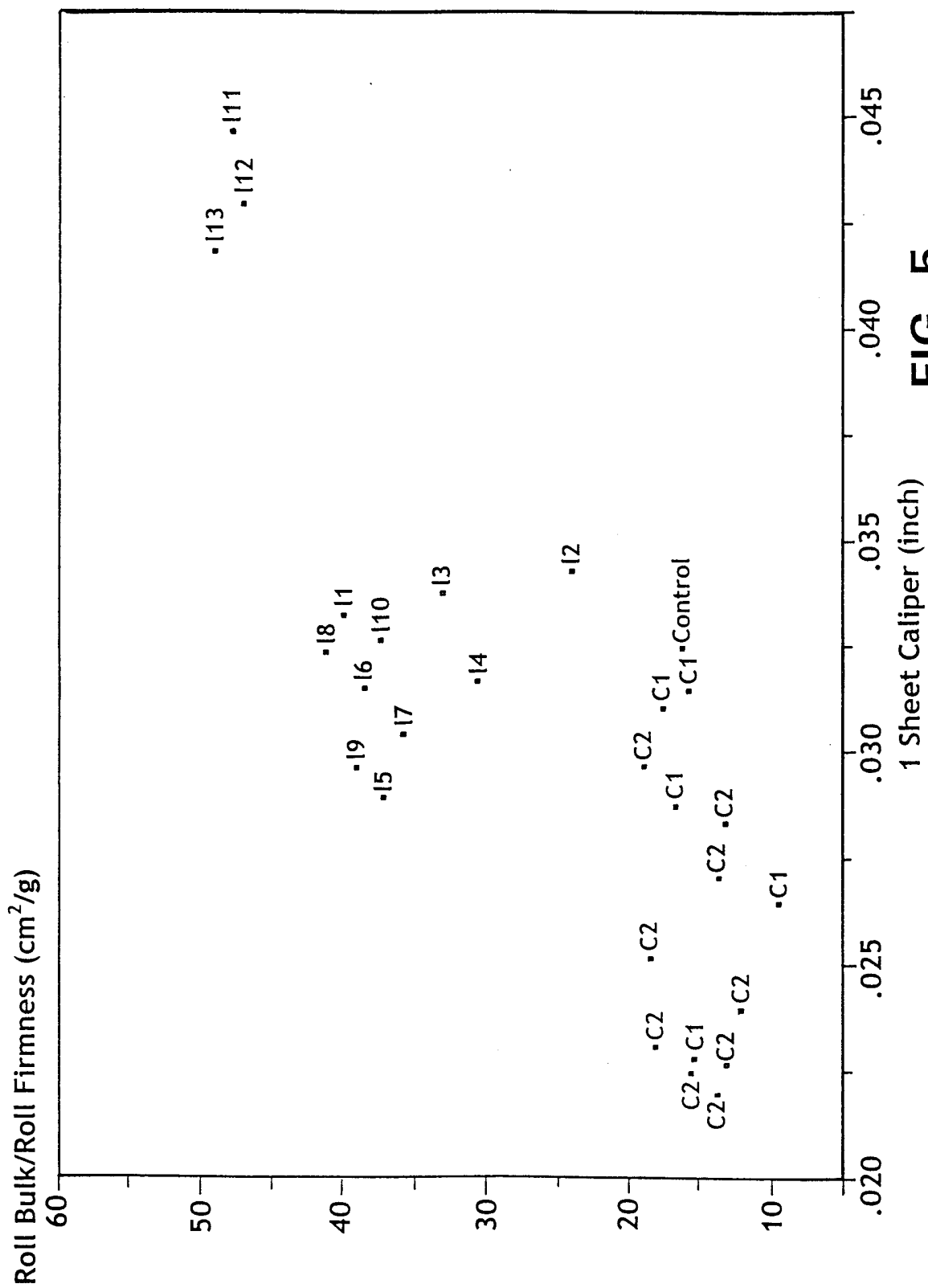


FIG. 3

4/13



5/13



6/13

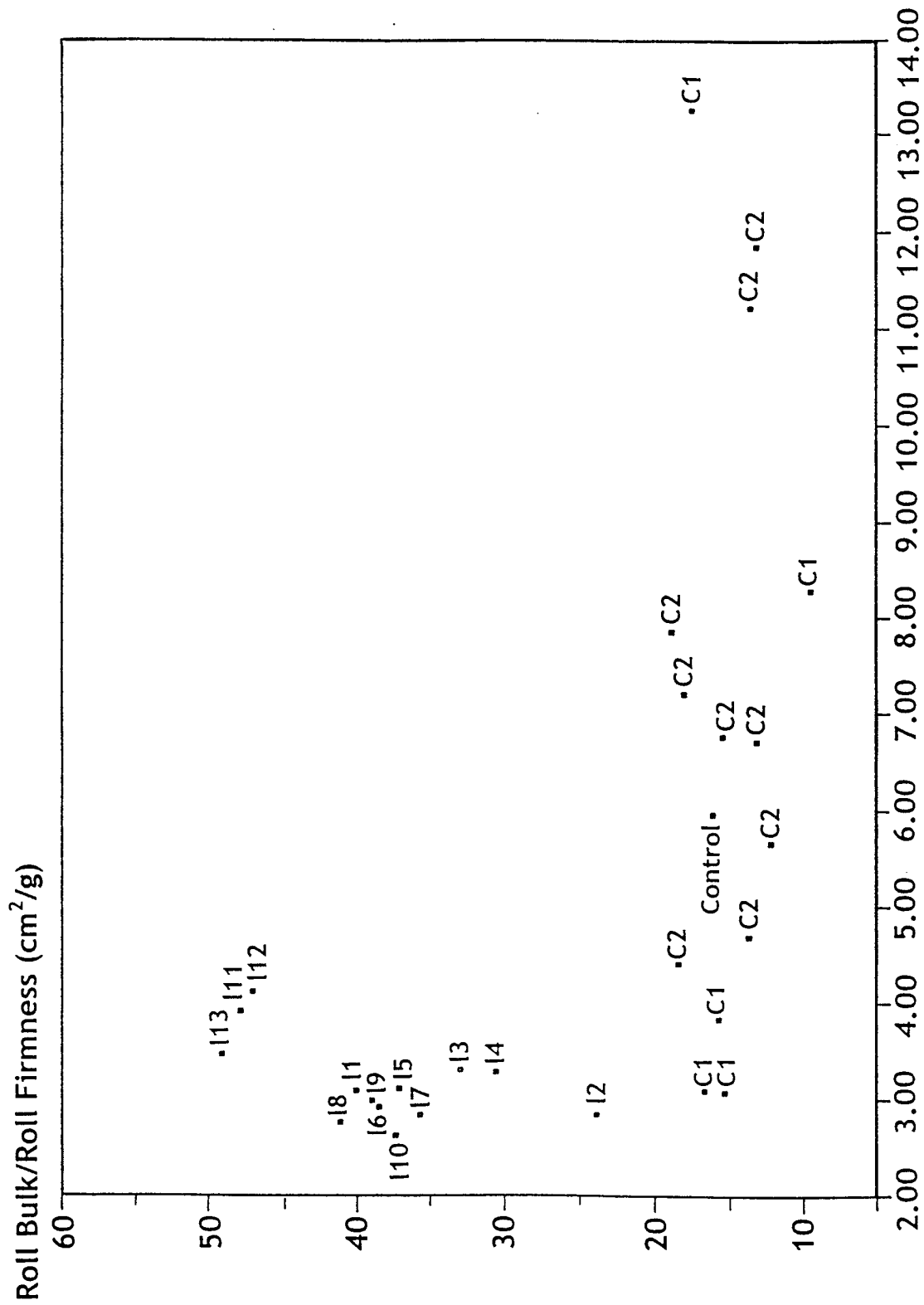
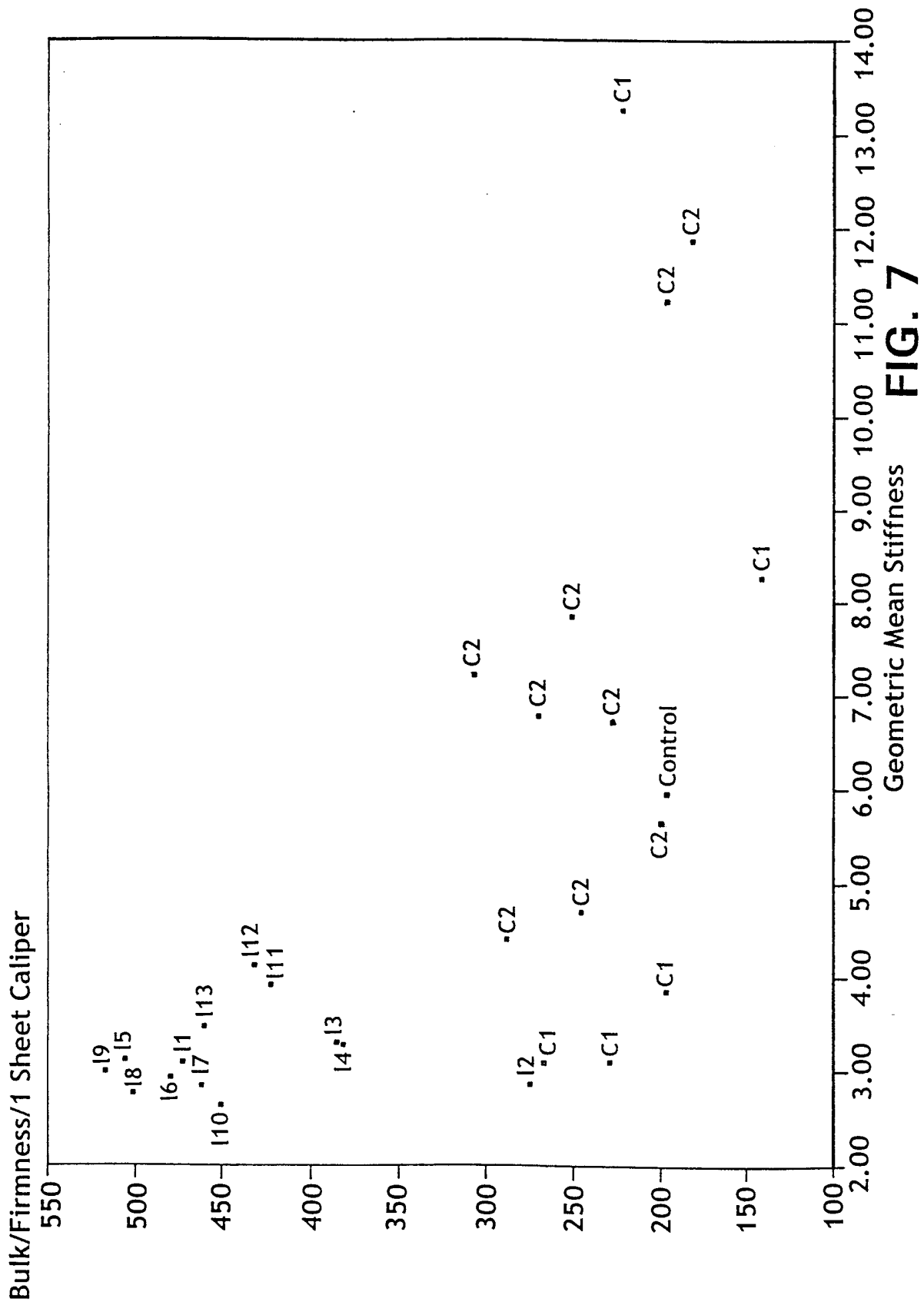


FIG. 6

7/13



8/13




FIG. 8A

9/13




FIG. 8B




FIG. 9A

11/13




FIG. 9B

12/13




FIG. 10

13/13

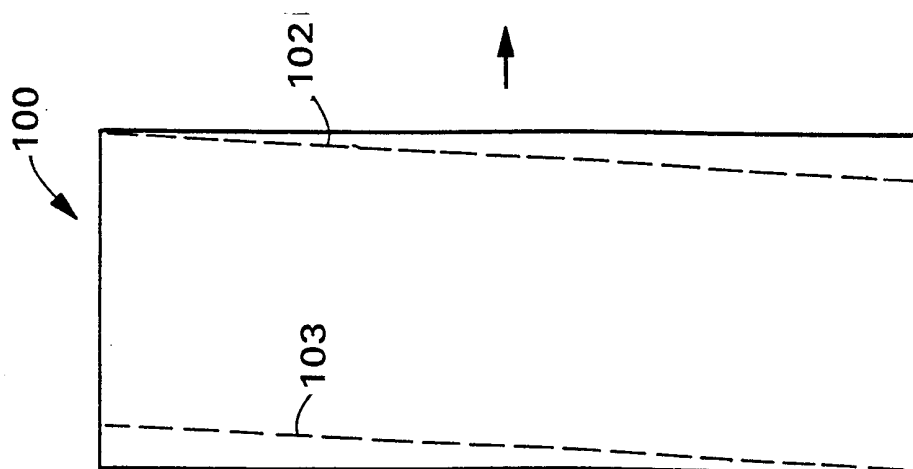


FIG. 11A

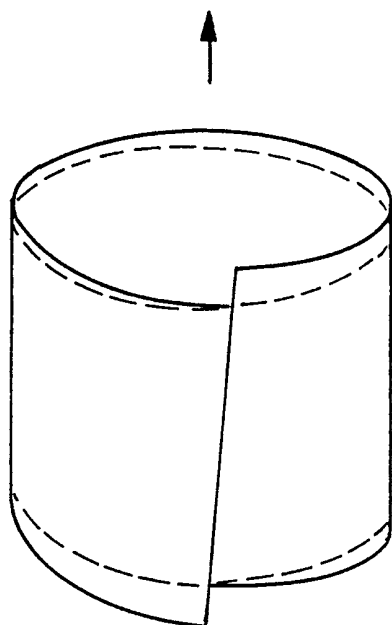


FIG. 11B

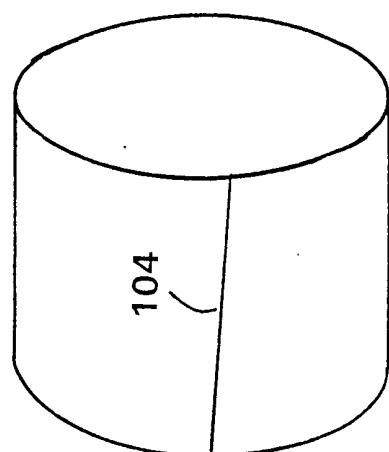


FIG. 11C

INTERNATIONAL SEARCH REPORT

Int. l. Application No

PCT/US 99/17730

A. CLASSIFICATION OF SUBJECT MATTER

IPC 7 D21F11/00 B65H18/28

According to International Patent Classification (IPC) or to both national classification and IPC

B. FIELDS SEARCHED

Minimum documentation searched (classification system followed by classification symbols)

IPC 7 D21F B65H

Documentation searched other than minimum documentation to the extent that such documents are included in the fields searched

Electronic data base consulted during the international search (name of data base and, where practical, search terms used)

C. DOCUMENTS CONSIDERED TO BE RELEVANT

Category *	Citation of document, with indication, where appropriate, of the relevant passages	Relevant to claim No.
A	EP 0 566 775 A (KIMBERLY CLARK CO) 27 October 1993 (1993-10-27) the whole document	1,7,11, 16
A	US 5 746 887 A (BURAZIN MARK ALAN ET AL) 5 May 1998 (1998-05-05) cited in the application column 2, line 13 - line 30	23,24, 27,28
A	US 4 671 983 A (BURT JOHN T) 9 June 1987 (1987-06-09) abstract; figures column 3, line 38 -column 4, line 24	23,24
	-/--	

☒ Further documents are listed in the continuation of box C.

☒ Patent family members are listed in annex.

* Special categories of cited documents:

"A" document defining the general state of the art which is not considered to be of particular relevance

"E" earlier document but published on or after the international filing date

"L" document which may throw doubts on priority claim(s) or which is cited to establish the publication date of another citation or other special reason (as specified)

"O" document referring to an oral disclosure, use, exhibition or other means

"P" document published prior to the international filing date but later than the priority date claimed

"T" later document published after the international filing date or priority date and not in conflict with the application but cited to understand the principle or theory underlying the invention

"X" document of particular relevance; the claimed invention cannot be considered novel or cannot be considered to involve an inventive step when the document is taken alone

"Y" document of particular relevance; the claimed invention cannot be considered to involve an inventive step when the document is combined with one or more other such documents, such combination being obvious to a person skilled in the art

"&" document member of the same patent family

Date of the actual completion of the international search

22 November 1999

Date of mailing of the international search report

30/11/1999

Name and mailing address of the ISA

European Patent Office, P.B. 5818 Patentlaan 2
NL - 2280 HV Rijswijk
Tel. (+31-70) 340-2040, Tx. 31 651 epo nl,
Fax: (+31-70) 340-3016

Authorized officer

Helpiö, T.

INTERNATIONAL SEARCH REPORT

International Application No
PCT/US 99/17730

C.(Continuation) DOCUMENTS CONSIDERED TO BE RELEVANT		
Category *	Citation of document, with indication, where appropriate, of the relevant passages	Relevant to claim No.
A	US 5 628 876 A (AYERS PETER G ET AL) 13 May 1997 (1997-05-13) abstract; figures column 1, line 39 - line 50 column 6, line 47 - column 7, line 17	27
A	GB 2 288 594 A (KAMPF GMBH & CO MASCHF) 25 October 1995 (1995-10-25) abstract; claim 1; figures	32

INTERNATIONAL SEARCH REPORT

Information on patent family members

Int l Application No

PCT/US 99/17730

Patent document cited in search report	Publication date	Patent family member(s)	Publication date
EP 0566775 A	27-10-1993	US 5356364 A AU 646746 B AU 1943792 A AU 5316394 A BR 9300465 A CA 2073496 A CN 1080339 A EP 0739708 A JP 6206269 A MX 9206184 A US 5529563 A US 5503896 A	18-10-1994 03-03-1994 10-09-1992 10-03-1994 19-10-1993 23-08-1992 05-01-1994 30-10-1996 26-07-1994 01-10-1993 25-06-1996 02-04-1996
US 5746887 A	05-05-1998	US 5672248 A AU 690960 B AU 1641295 A AU 3499099 A AU 705757 B AU 7743998 A BR 9501524 A CN 1120616 A EP 0677612 A FR 2718470 A FR 2735155 A GB 2288614 A,B GB 2319537 A,B GB 2319538 A,B GB 2319539 A,B GB 2324314 A,B GB 2324315 A,B GB 2324316 A,B GB 2324317 A,B JP 8003890 A CA 2134594 A CA 2142805 A ZA 9502942 A	30-09-1997 07-05-1998 19-10-1995 19-08-1999 03-06-1999 08-10-1998 14-11-1995 17-04-1996 18-10-1995 13-10-1995 13-12-1996 25-10-1995 27-05-1998 27-05-1998 27-05-1998 21-10-1998 21-10-1998 21-10-1998 21-10-1998 09-01-1996 13-10-1995 13-10-1997 20-12-1995
US 4671983 A	09-06-1987	NONE	
US 5628876 A	13-05-1997	US 5714041 A AT 172260 T AU 683428 B AU 5009893 A BR 9306993 A CA 2142606 A,C CA 2206750 A CZ 9500506 A DE 69321597 D DE 69321597 T EP 0656968 A EP 0851060 A ES 2122038 T FI 950861 A HU 72224 A JP 8500644 T NO 950677 A NZ 255752 A NZ 329249 A	03-02-1998 15-10-1998 13-11-1997 15-03-1994 23-02-1999 03-03-1994 03-03-1994 13-09-1995 19-11-1998 29-04-1999 14-06-1995 01-07-1998 16-12-1998 24-02-1995 29-04-1996 23-01-1996 25-04-1995 26-01-1998 29-03-1999

INTERNATIONAL SEARCH REPORT

Information on patent family members

International Application No

PCT/US 99/17730

Patent document cited in search report	Publication date	Patent family member(s)	Publication date
US 5628876 A		WO 9404750 A	03-03-1994
GB 2288594 A	25-10-1995	DE 4414003 A	26-10-1995
		JP 7291493 A	07-11-1995