

54] HANDSET TELEPHONE AND STAND SET

76] Inventor: Peter Lee, 2nd Fl., 7 Lane 93, Pao Ping Rd., YungHo City, Taiwan

\*\*] Term: 14 Years

21] Appl. No.: 699,477

22] Filed: Feb. 8, 1985

52] U.S. Cl. .... D14/53; D14/65; D14/64

58] Field of Search ..... D14/53, 63, 64; 179/103, 100 R, 100 D, 179; 446/141-143; D21/177, 111

56] References Cited

U.S. PATENT DOCUMENTS

D. 59,999	12/1921	Zimmerman	.....	D21/177
D. 62,294	5/1923	Townsend	.....	D21/177
D. 119,183	2/1940	Jay	.....	D21/177
D. 254,746	4/1980	Ogihara	.....	D21/177
D. 258,125	2/1981	Bailey	.....	D11/157
D. 259,577	6/1981	Baeza	.....	D21/177
D. 260,260	8/1981	Thomas	.....	D14/53
D. 264,076	4/1982	Adams, Jr.	.....	D14/53
D. 266,682	10/1982	Airlie	.....	D21/111
D. 268,674	4/1983	Jordan	.....	D21/111

OTHER PUBLICATIONS

Booklet "Telephone Headquarters of America," by Grandcom, Inc.: at p. 6, Mini-Folding Phone. B. A. Pargh ©1983: at p. 5, GTE Wall Holster Model 87819 and GTE Flip Phone, Model No. 189419. Tyco Industries, Inc. flyer published C. E. Shaw, Chicago 6/3/85; showing of "Handset and Stand Telephone Set" on Support. Master Communications Ca. brochure at Chicago CES-Show-p. 4 Football Telephone.

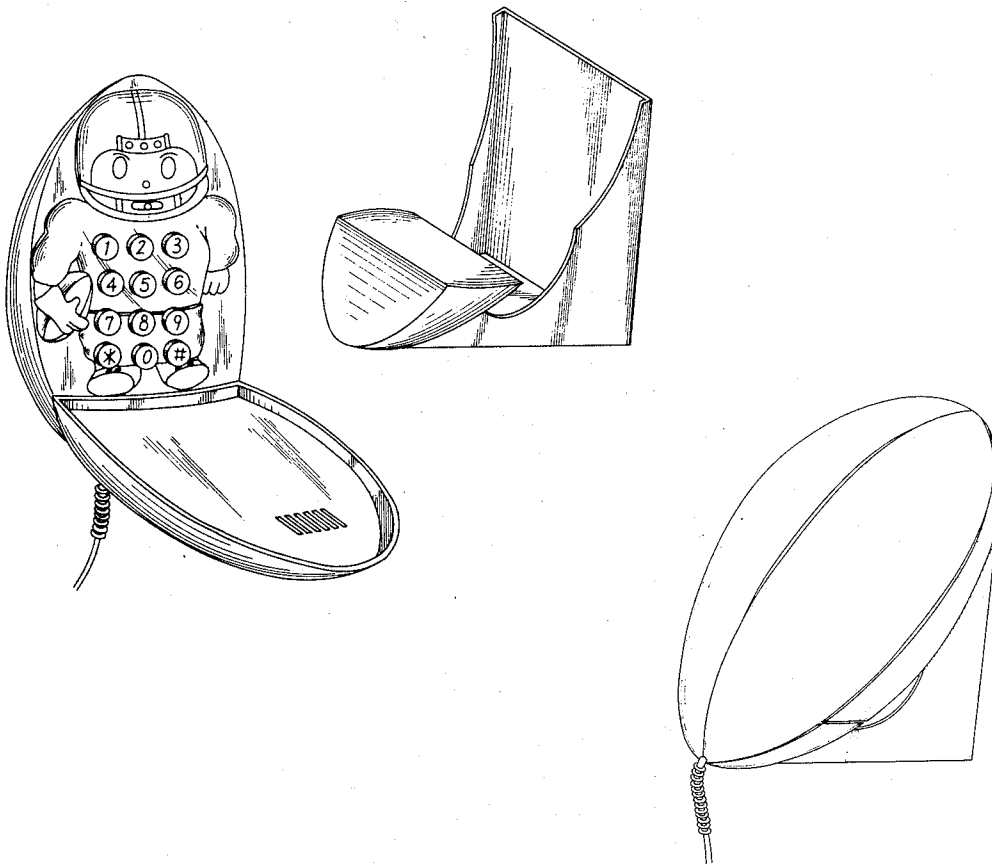
Primary Examiner—Wallace R. Burke  
Assistant Examiner—Horace B. Fay  
Attorney, Agent, or Firm—Holman & Stern

[57] CLAIM

The ornamental design for a handset telephone and stand set, as shown and described.

DESCRIPTION

FIG. 1 is a top and right side perspective view of a handset telephone and stand showing my new design; FIG. 2 is a front elevational view thereof; FIG. 3 is a right side elevational view thereof, the left side elevational view being a mirror image of FIG. 3; FIG. 4 is a top plan view thereof; FIG. 5 is a bottom plan view thereof; FIG. 6 is a rear elevational view thereof; FIG. 7 is a front and left side perspective view of the handset only with the front cover swung open; and FIG. 8 is a front and right side perspective view of the stand only.



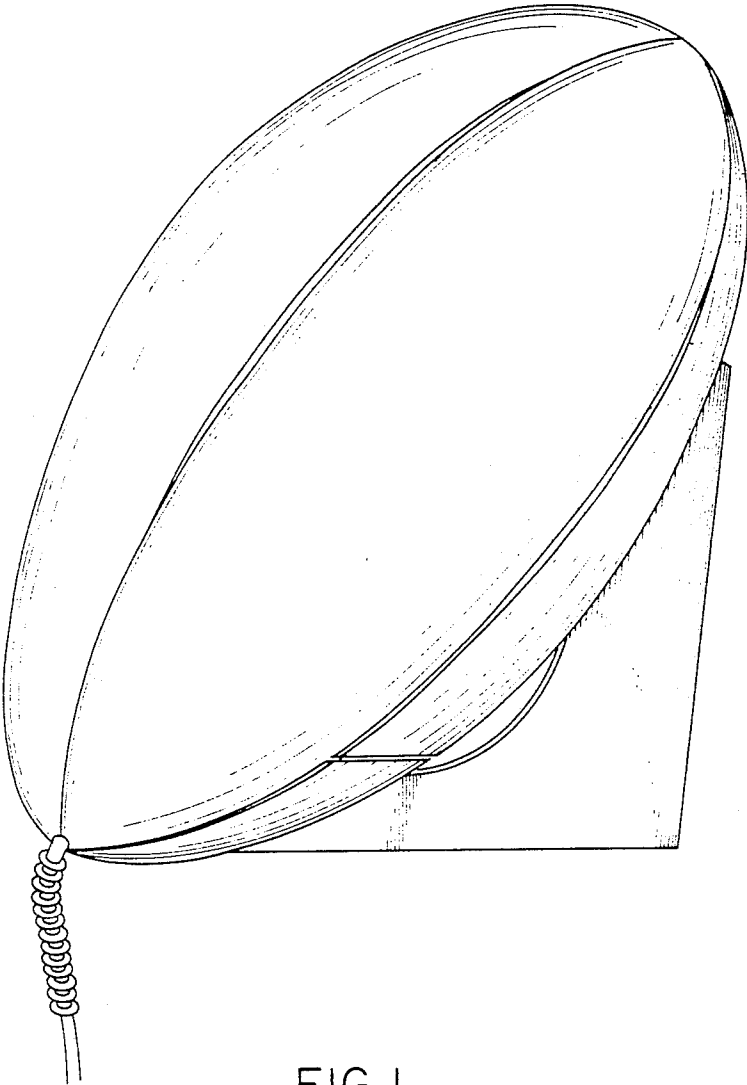


FIG. 1

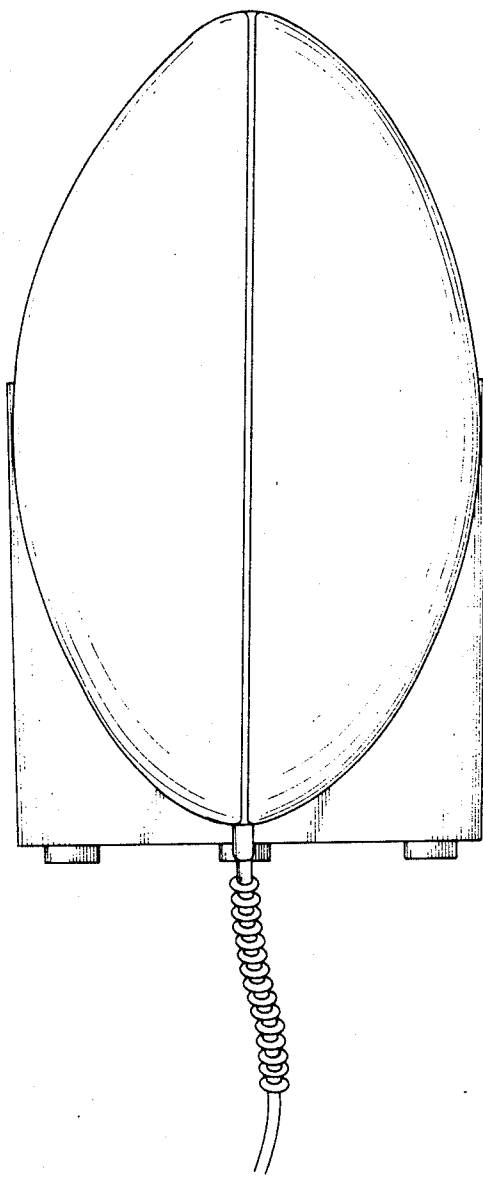


FIG. 2

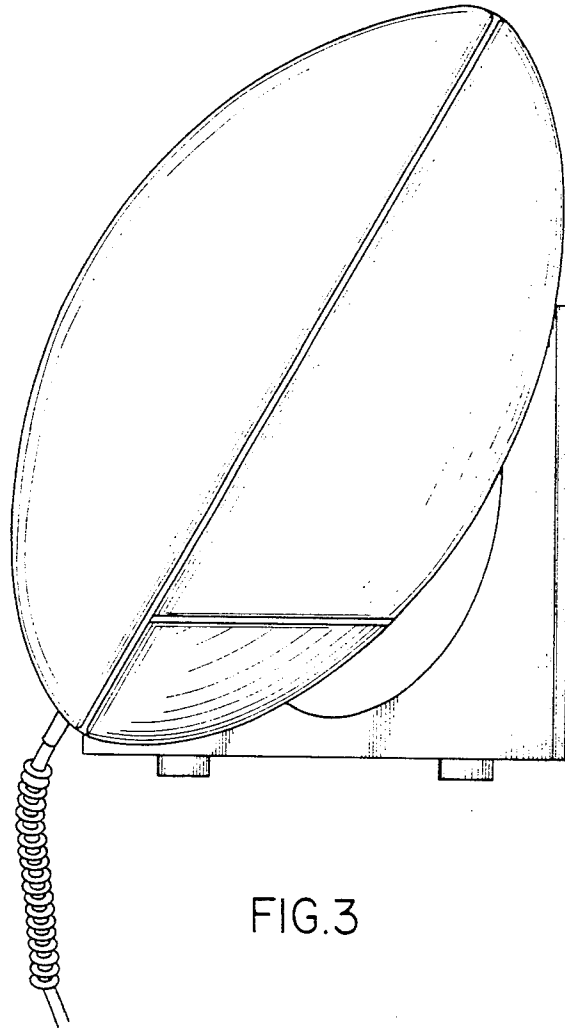


FIG.3

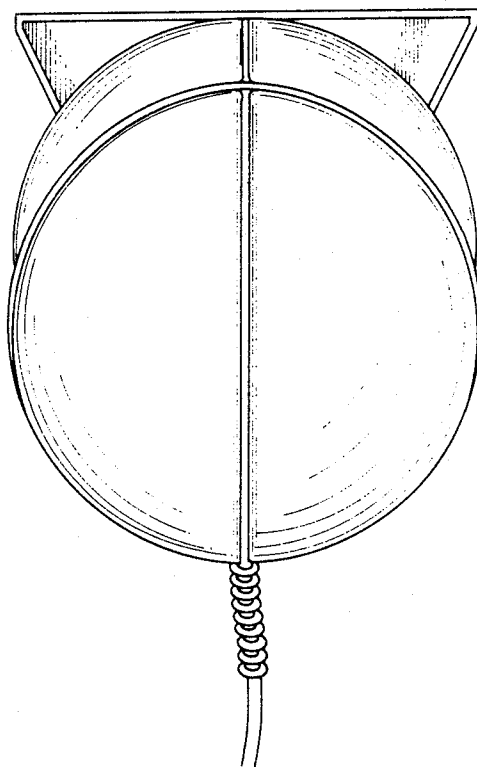


FIG. 4

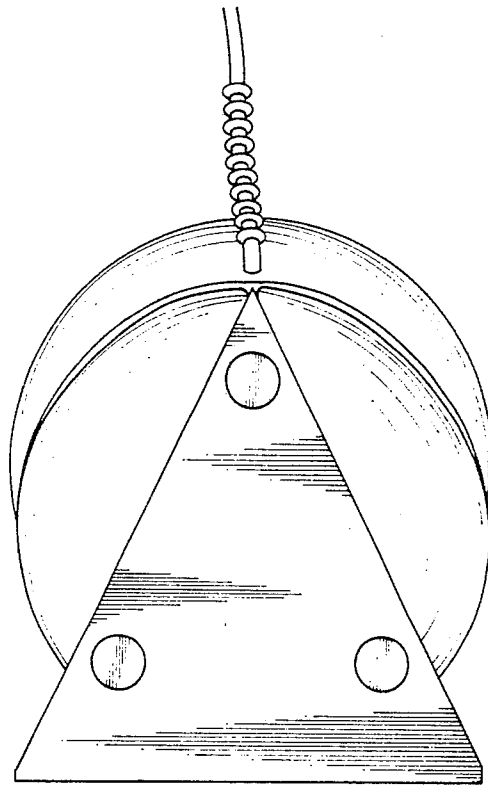


FIG.5




FIG.6

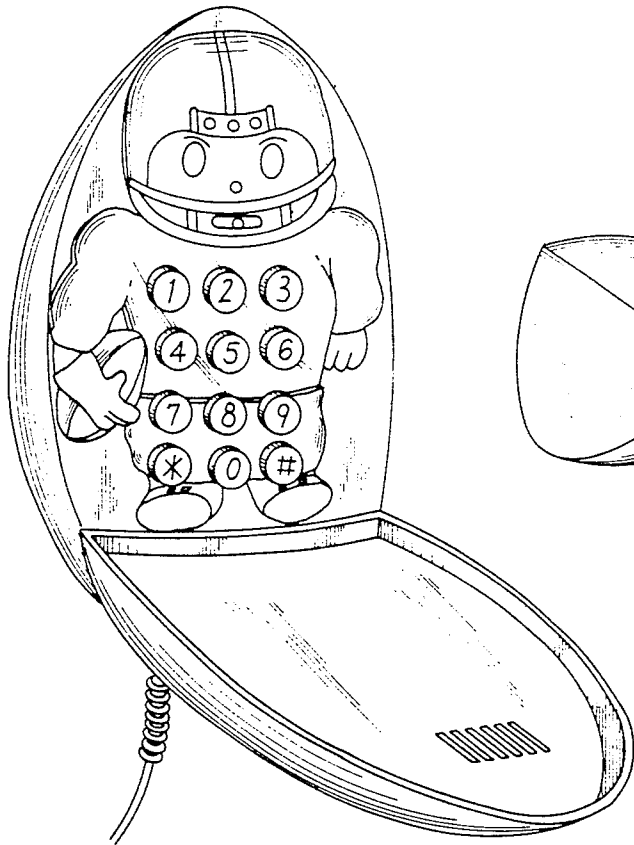


FIG. 7

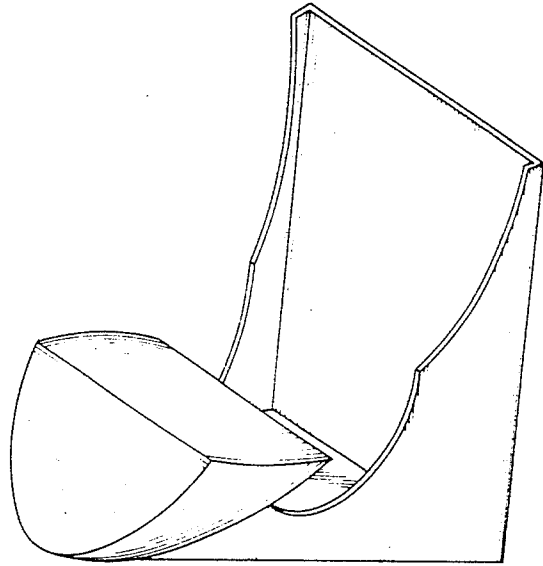


FIG. 8