



US00D408564S

United States Patent [19]
Boss

[11] **Patent Number:** **Des. 408,564**
[45] **Date of Patent:** ****Apr. 20, 1999**

[54] **OIL CANDLE**

[75] **Inventor:** **Karen Boss, Ross, Calif.**

[73] **Assignee:** **Firelight Glass, Emeryville, Calif.**

[**] **Term:** **14 Years**

[21] **Appl. No.:** **29/051,324**

[22] **Filed:** **Jan. 31, 1996**

[51] **LOC (6) CL.** **26-01**

[52] **U.S. Cl.** **D26/11**

[58] **Field of Search** **D26/9, 10, 11,**
D26/7, 6; 362/161-163; 431/125, 288,
291, 289, 298

[56] **References Cited**

U.S. PATENT DOCUMENTS

D. 249,180	8/1978	Vanbragt	D26/11
D. 276,749	12/1984	Smithers	D26/11
D. 351,034	9/1994	Perkins	D26/11
4,399,494	8/1983	Perkins	362/163

OTHER PUBLICATIONS

Illuminations catalog; Wolfard Hurricane Oil Lamps, p. 25, 1997.

Primary Examiner—Alan P. Douglas

Assistant Examiner—Robin V. Taylor

Attorney, Agent, or Firm—Townsend and Townsend and Crew

[57] **CLAIM**

The ornamental design for an oil candle, as shown and described.

DESCRIPTION

FIG. 1 is a perspective view of an oil candle showing my new design;

FIG. 2 is a top plan view thereof;

FIG. 3 is a front elevational view thereof;

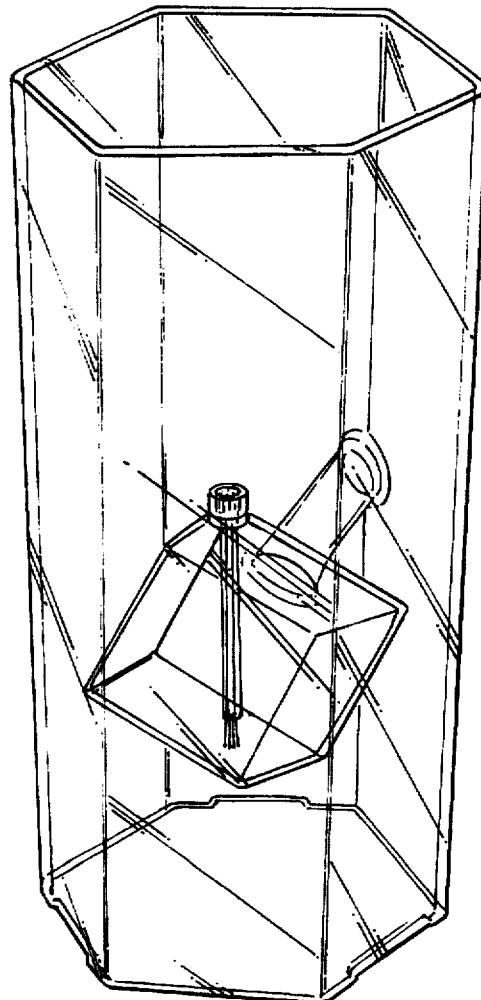
FIG. 4 is a rear elevational view thereof;

FIG. 5 is a right side elevational view thereof;

FIG. 6 is a left side elevational view thereof; and,

FIG. 7 is a bottom plan view thereof.

1 Claim, 2 Drawing Sheets



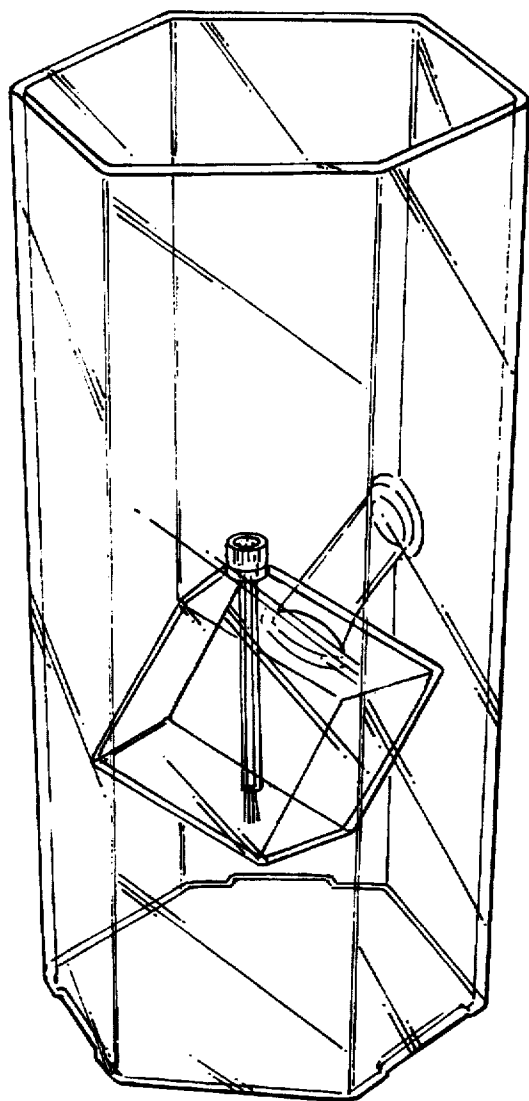


FIG. 1.

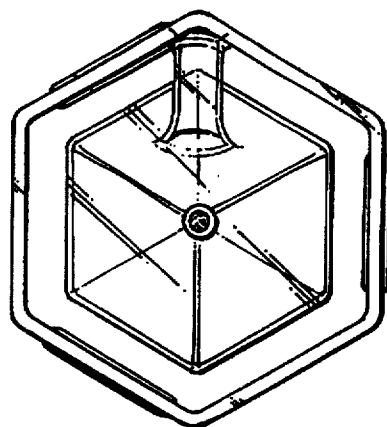


FIG. 2.

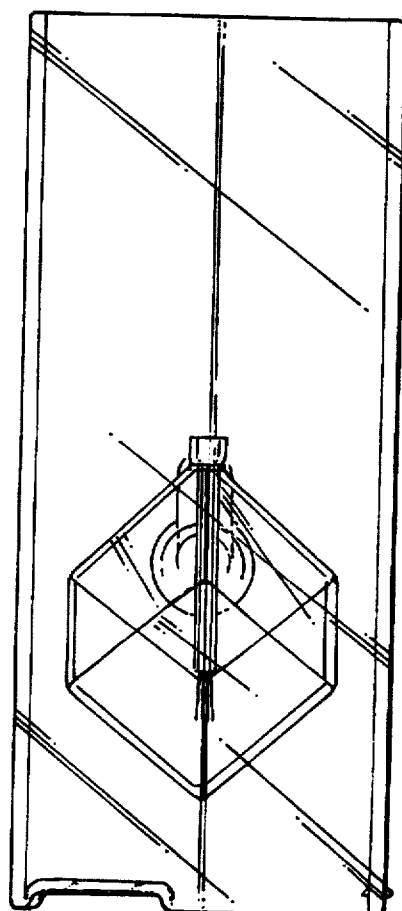


FIG. 3.

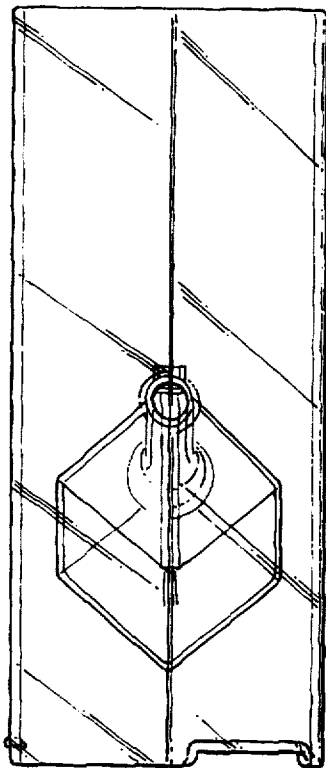


FIG. 4.

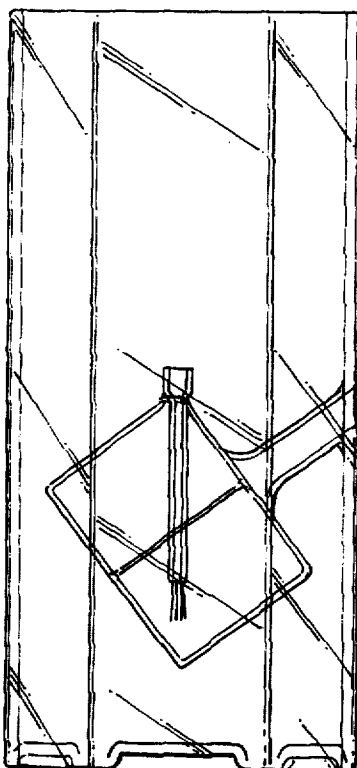


FIG. 5.

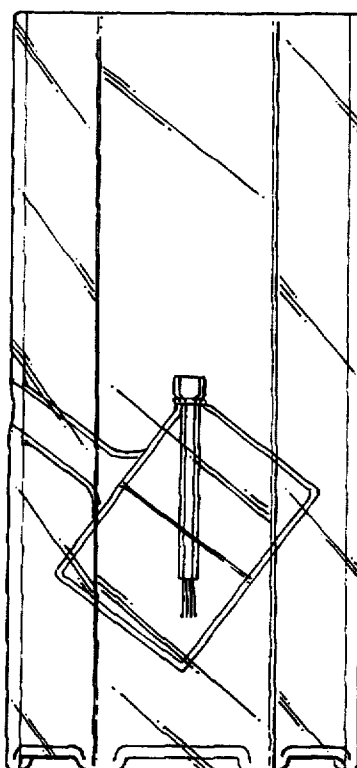


FIG. 6.

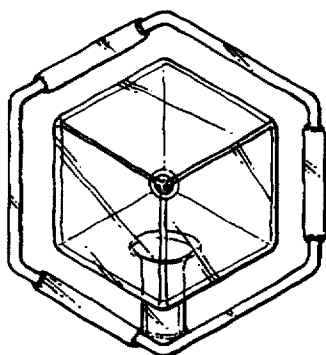


FIG. 7.