



US00D435105S

United States Patent [19]  
Dragan et al.

[11] Patent Number: Des. 435,105  
[45] Date of Patent: \*\* Dec. 12, 2000

- [54] **COMBINED APPLICATOR DEVICE AND DISCHARGE NOZZLE FOR DENTAL MATERIAL PLACEMENT**
- [75] Inventors: **William B. Dragan**, Easton; **John J. Discko, Jr.**, Trumbull, both of Conn.
- [73] Assignee: **Centrix, Inc.**, Shelton, Conn.
- [\*\*] Term: **14 Years**
- [21] Appl. No.: **29/091,149**
- [22] Filed: **Jul. 23, 1998**
- [51] **LOC (7) Cl.** ..... **24-02**
- [52] **U.S. Cl.** ..... **D24/152; D24/119; D24/176**
- [58] **Field of Search** ..... D24/119, 157, D24/156, 176; D4/114, 127, 128; 401/196, 123, 128, 286, 284; 433/89, 90

[56] **References Cited**

U.S. PATENT DOCUMENTS				
D. 377,216	1/1997	Mark	.....	D24/152
D. 403,768	1/1999	Mark et al.	.....	D24/152
D. 408,080	4/1999	Mark	.....	D24/119
D. 413,381	8/1999	Mark	.....	D24/152
4,391,590	7/1983	Dougherty	.	
4,578,055	3/1986	Fischer	.	
4,963,093	10/1990	Dragan	.	
4,969,816	11/1990	Drumm	.	
4,997,371	3/1991	Fischer	.	
5,001,803	3/1991	Discko, Jr.	.	
5,052,927	10/1991	Discko, Jr.	.	
5,150,495	9/1992	Discko, Jr.	.	
5,246,371	9/1993	Fischer	.	
5,286,257	2/1994	Fischer	.....	433/90
5,707,234	1/1998	Bender	.	
5,816,804	10/1998	Fischer	.....	433/90

FOREIGN PATENT DOCUMENTS

39 37 030 C2 11/1995 Germany .

*Primary Examiner*—Ian Simmons  
*Attorney, Agent, or Firm*—Fattibene & Fattibene; Arthur T. Fattibene; Paul A. Fattibene

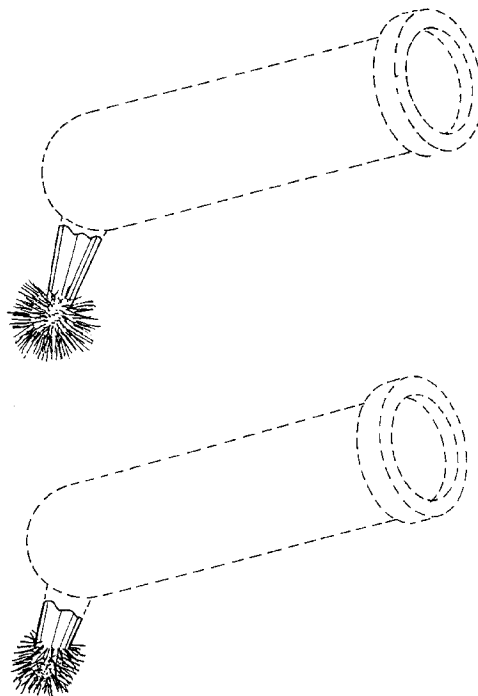
[57] **CLAIM**

The ornamental design for a combined applicator device and discharge nozzle for dental material placement, as shown and described.

**DESCRIPTION**

FIG. 1 is a perspective view of a combined applicator device and discharge nozzle for dental material placement showing our new design. The broken line showing is for illustrative purposes only and forms no part of the claimed design; FIG. 2 is a side elevational view thereof, the opposite side elevational view being the same; FIG. 3 is a top plan view thereof; FIG. 4 is a bottom plan view thereof; FIG. 5 is a rear elevational view thereof; FIG. 6 is a front elevational view thereof; FIG. 7 is a perspective view of a second embodiment of a combined applicator device and discharge nozzle for dental material placement showing our new design. The broken line showing is for illustrative purposes only and forms no part of the claimed design; FIG. 8 is a side elevational view thereof, the opposite side elevational view being the same; FIG. 9 is a top plan view thereof; FIG. 10 is a bottom plan view thereof; FIG. 11 is a rear elevational view thereof; and, FIG. 12 is a front elevational view thereof.

1 Claim, 2 Drawing Sheets



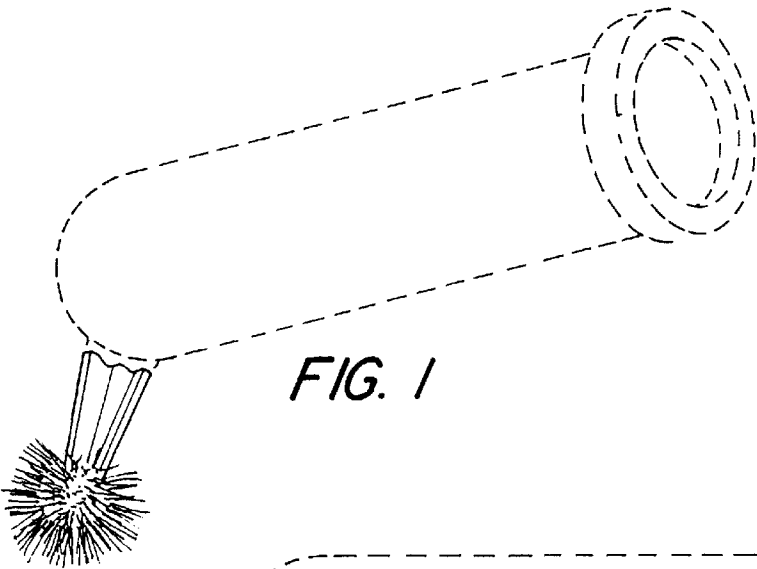


FIG. 1

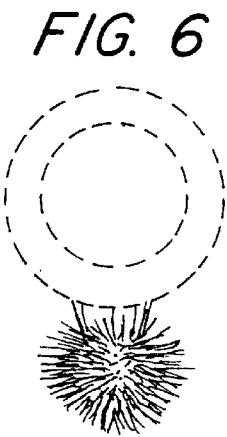


FIG. 6

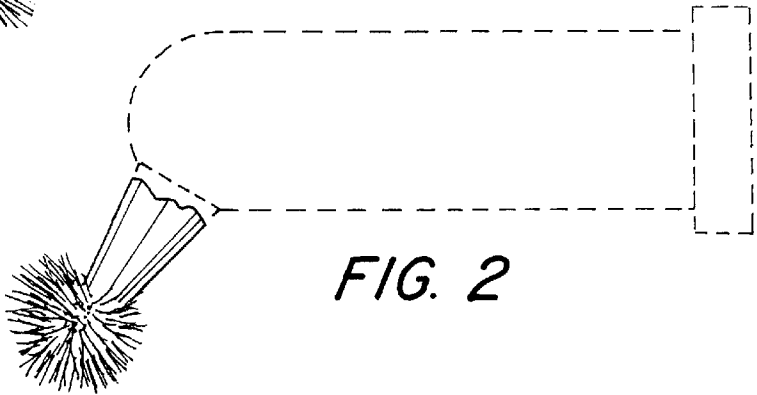


FIG. 2



FIG. 3

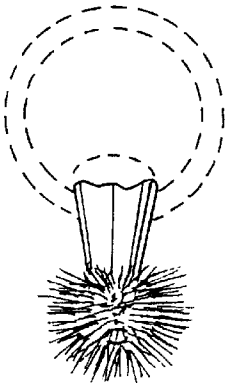


FIG. 5




FIG. 4

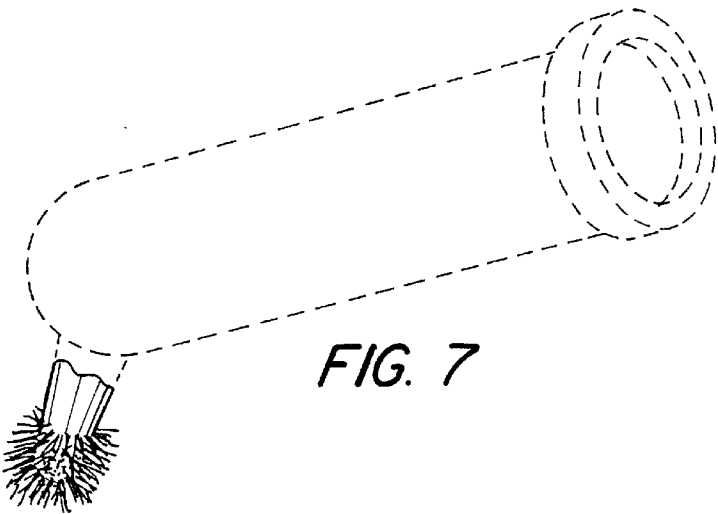


FIG. 7

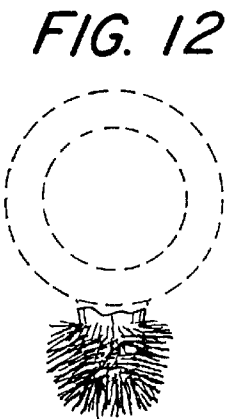


FIG. 12

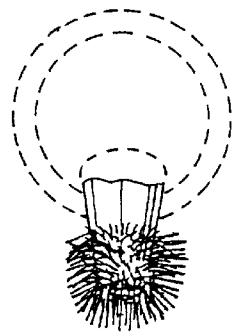


FIG. 11

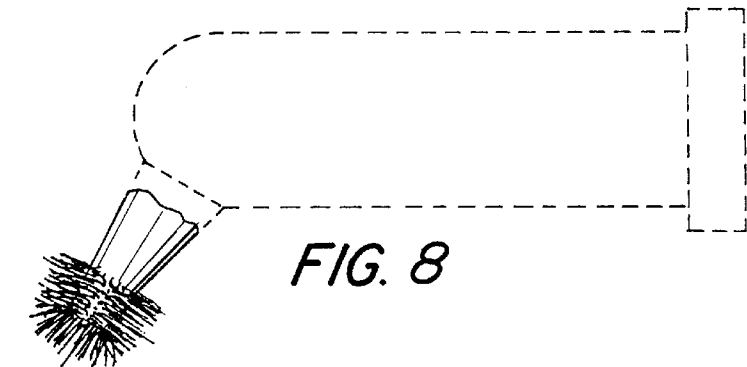


FIG. 8




FIG. 9




FIG. 10