



US00D722897S

(12) **United States Design Patent**
Silberberg

(10) **Patent No.:** **US D722,897 S**

(45) **Date of Patent:** **** Feb. 24, 2015**

- (54) **TWO VIAL LEVELING DEVICE WITH THUMB SCREW**
- (71) Applicant: **Mark L. Silberberg**, Fallbrook, CA (US)
- (72) Inventor: **Mark L. Silberberg**, Fallbrook, CA (US)
- (**) Term: **14 Years**
- (21) Appl. No.: **29/478,916**
- (22) Filed: **Jan. 9, 2014**
- (51) **LOC (10) Cl.** **10-04**
- (52) **U.S. Cl.**
USPC **D10/69**
- (58) **Field of Classification Search**
CPC G01C 9/18; G01C 9/24; G01C 9/26;
G01C 9/28; G01C 9/32; G10C 9/34
USPC D10/69; 33/365, 366.11-366.27,
33/367-391
See application file for complete search history.

D409,100 S	5/1999	Brimer	
D411,470 S	6/1999	Webb	
D463,298 S *	9/2002	Webb	D10/69
D504,834 S	5/2005	DeBoer et al.	
D538,186 S	3/2007	Silberberg	
D539,679 S	4/2007	Silberberg	
D590,280 S	4/2009	Allemand	
D597,871 S	8/2009	Liao	
D597,873 S	8/2009	Gofer	
D613,194 S	4/2010	Silberberg	
7,802,372 B1	9/2010	Silberberg	
7,946,045 B2	5/2011	Allemand	
D646,597 S	10/2011	Allemand	
8,061,051 B2 *	11/2011	Allemand	33/371
D694,136 S *	11/2013	Silberberg	D10/69
2008/0271331 A1 *	11/2008	Allemand	33/371
2013/0340270 A1 *	12/2013	Silberberg	33/379
2014/0007438 A1 *	1/2014	Silberberg	33/371

* cited by examiner

Primary Examiner — Antoine D Davis

(74) *Attorney, Agent, or Firm* — James E. Brunton

(57) **CLAIM**

The ornamental design for a “two vial leveling device with thumb screw”, as shown and described.

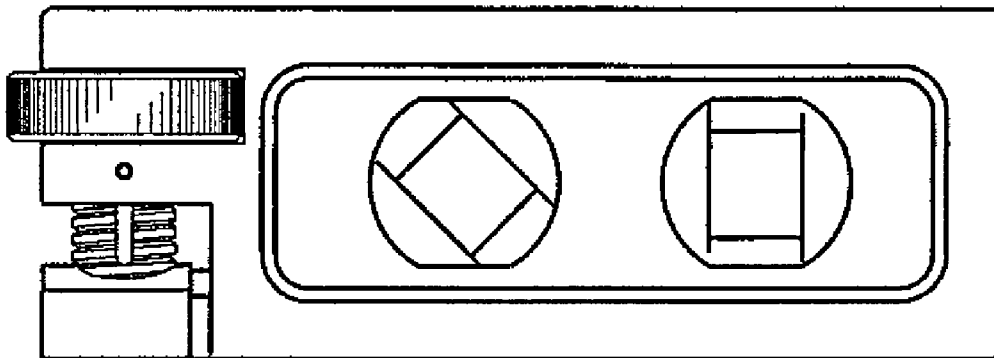
DESCRIPTION

FIG. 1 is a side elevational view of a leveling device showing my new design;
 FIG. 2 is a left end view thereof;
 FIG. 3 is a right end view thereof;
 FIG. 4 is a top plan view thereof; and,
 FIG. 5 is a bottom plan view thereof.

1 Claim, 1 Drawing Sheet

(56) **References Cited**
U.S. PATENT DOCUMENTS

3,584,212 A	6/1971	Hansen
4,593,475 A	6/1986	Mayes
D301,553 S	6/1989	Makofsky et al.
D332,226 S	1/1993	Hutchins et al.
D355,134 S	2/1995	Kennedy
D371,309 S	7/1996	Webb
D389,758 S	1/1998	Motamed
D395,013 S	6/1998	Webb



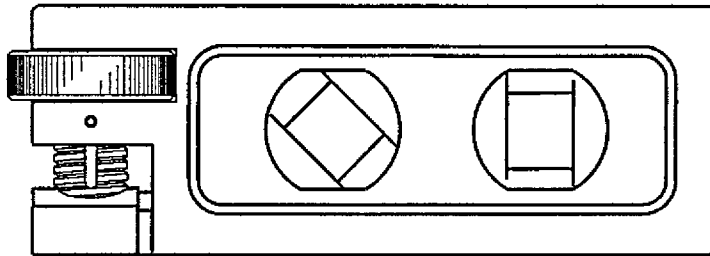


Fig. 1

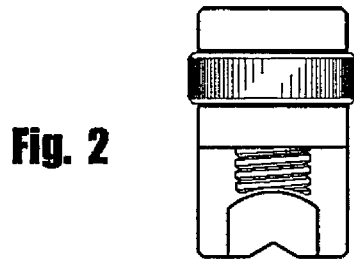


Fig. 2

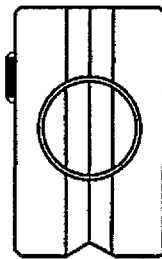


Fig. 3

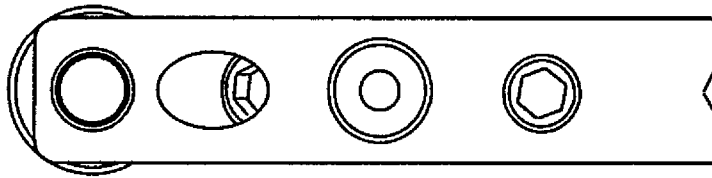


Fig. 4

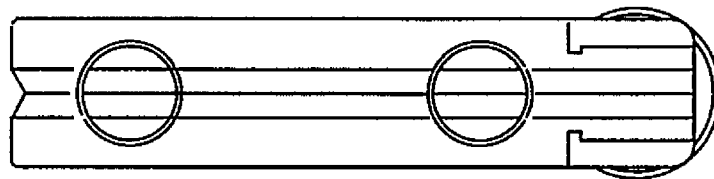


Fig. 5