



US00D365918S

# United States Patent [19]

[11] Patent Number: **Des. 365,918**

Izegbu et al.

[45] Date of Patent: **\*\*Jan. 9, 1996**

[54] **HEAD BAND**

[76] Inventors: **Chukwudi J. Izegbu; Unochukwu O. Izegbu**, both of 6671 McLean Dr., McLean, Va. 22101

[\*\*] Term: **14 Years**

[21] Appl. No.: **22,136**

[22] Filed: **May 2, 1994**

[52] U.S. Cl. .... **D2/894; D2/875; D28/41**

[58] **Field of Search** ..... D2/500, 501, 502, D2/865, 894, 867, 875, 625, 626, 627; 2/171, 62, 172, 24, 181, 174, 209.11; D29/102, 105, 106, 108, 110, 120, 121; D16/301; D28/9, 44, 41

[56] **References Cited**

**U.S. PATENT DOCUMENTS**

D. 235,788	7/1975	Eberhardt	.....	D2/627 X
D. 302,167	7/1989	Sherrman	.....	D16/301
D. 351,052	10/1994	Russell	.....	D2/894
696,779	4/1902	Weil	.....	2/62
1,991,982	2/1935	Hodges	.....	D2/894 X

2,211,184	8/1940	Varell	.....	D28/41 X
2,794,982	6/1957	Kay	.....	2/24
3,357,027	12/1967	Feil	.....	2/209.11
3,516,180	6/1970	Thurston	.....	D29/120 X
4,742,581	5/1988	Rosenthal	.....	D2/894 X
5,265,280	11/1993	Walsh	.....	2/172 X

*Primary Examiner*—Ted Shooman  
*Assistant Examiner*—Paula Mortimer  
*Attorney, Agent, or Firm*—Donald W. Marks

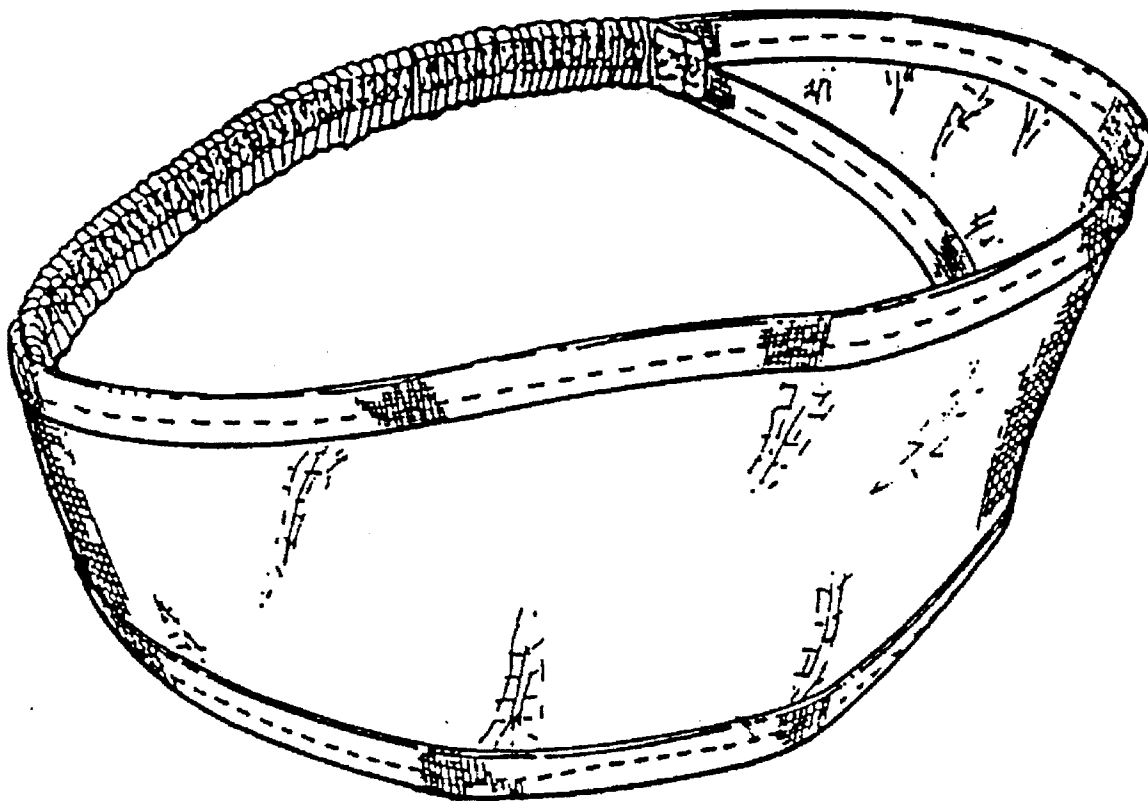
[57] **CLAIM**

The ornamental design for a head band, as shown and described.

**DESCRIPTION**

FIG. 1 is a front perspective view taken from above and the right side of a head band showing my new design; FIG. 2 is a rear perspective view taken from below and the left side of the head band of FIG. 1; FIG. 3 is a side elevation view taken from the right side of the head band of FIGS. 1 and 2; FIG. 4 is a front view of the head band of FIGS. 1-3; and, FIG. 5 is a rear view of the head band of FIGS. 1-4.

**1 Claim, 2 Drawing Sheets**



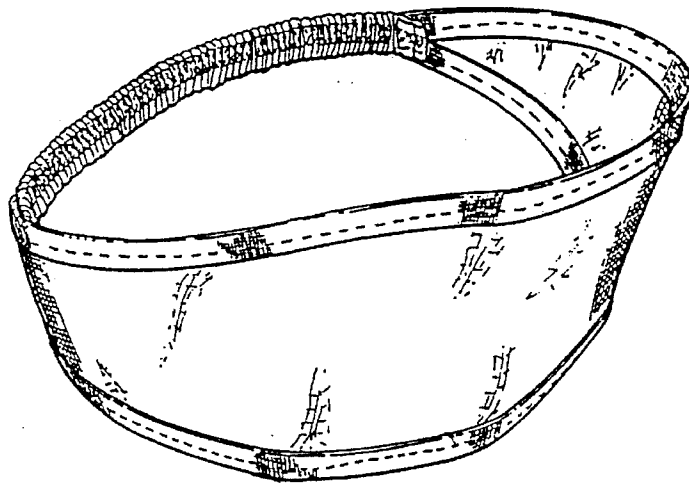


FIG. 1

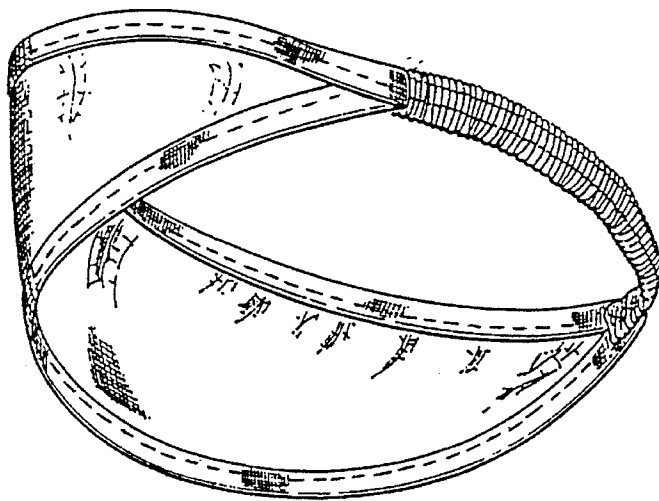


FIG. 2

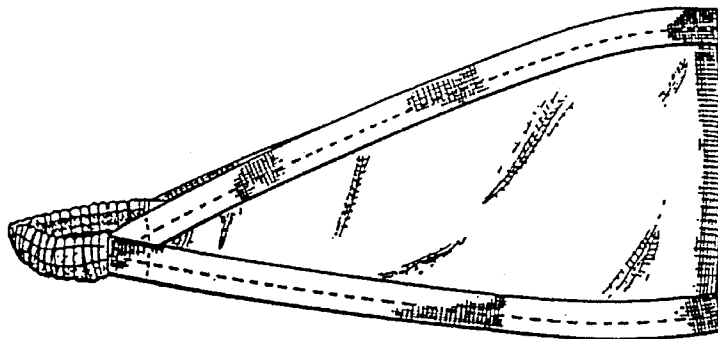


FIG. 3

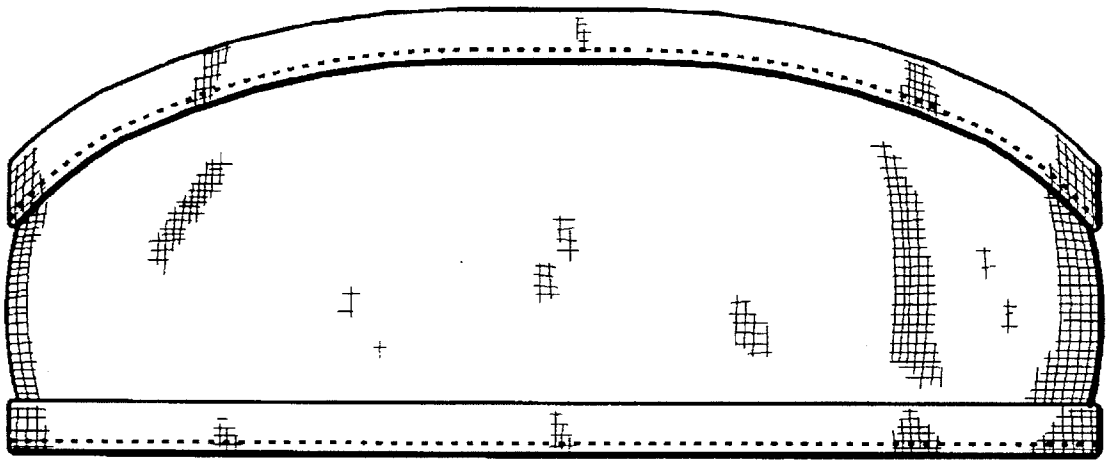


FIG. 4

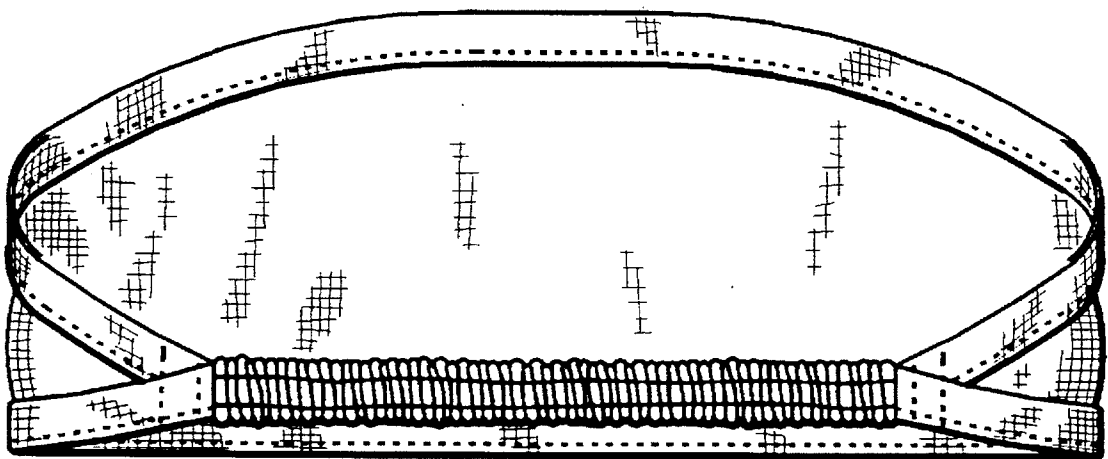


FIG. 5