



US00D612648S

(12) **United States Design Patent**
Guindi

(10) **Patent No.:** **US D612,648 S**

(45) **Date of Patent:** **** Mar. 30, 2010**

(54) **BATHROOM BASKET**

(75) Inventor: **Henry V. Guindi**, Brooklyn, NY (US)

(73) Assignee: **HDS Trading Corp.**, Brunswick, NJ (US)

(**) Term: **14 Years**

(21) Appl. No.: **29/344,413**

(22) Filed: **Sep. 29, 2009**

(51) **LOC (9) Cl.** **23-02**

(52) **U.S. Cl.** **D6/542; D6/525; D6/537; D6/566**

(58) **Field of Classification Search** D6/524, D6/525, 566, 536-537, 540; 211/13.1, 74, 211/71.01, 86.01, 75, 88.01, 90.01, 90.03, 211/106, 119, 126.1, 133.5, 181.1, 134

See application file for complete search history.

(56) **References Cited**

U.S. PATENT DOCUMENTS

- D449,480 S * 10/2001 Snell D6/566
- D453,651 S * 2/2002 Snell D6/537
- D543,403 S * 5/2007 Tau D6/540

- D559,024 S * 1/2008 Tau D6/566
- D563,708 S * 3/2008 Snell D6/566

* cited by examiner

Primary Examiner—Brian N Vinson

(74) *Attorney, Agent, or Firm*—Rankin, Hill & Clark LLP

(57) **CLAIM**

The ornamental design for a bathroom basket, as shown and described.

DESCRIPTION

FIG. 1 is a front perspective view of a bathroom basket.

FIG. 2 is a front elevational view of the bathroom basket of FIG. 1.

FIG. 3 is a top plan view of the bathroom basket of FIG. 1.

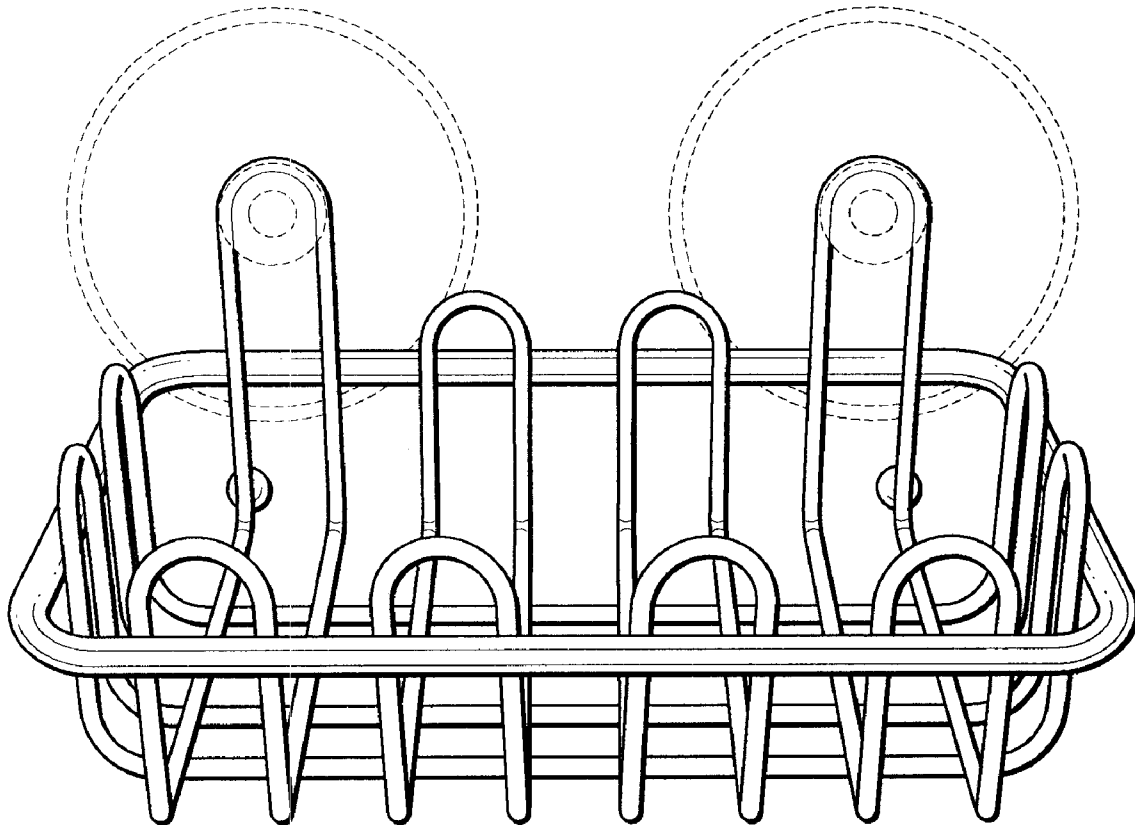
FIG. 4 is a rear elevational view of the bathroom basket of FIG. 1.

FIG. 5 is a bottom plan view of the bathroom basket of FIG. 1; and,

FIG. 6 is a side elevational view of the bathroom basket of FIG. 1.

The dash lines in FIGS. 1-6 are for illustrative purposes only showing environmental subject matter and form no part of the claimed designs.

1 Claim, 3 Drawing Sheets



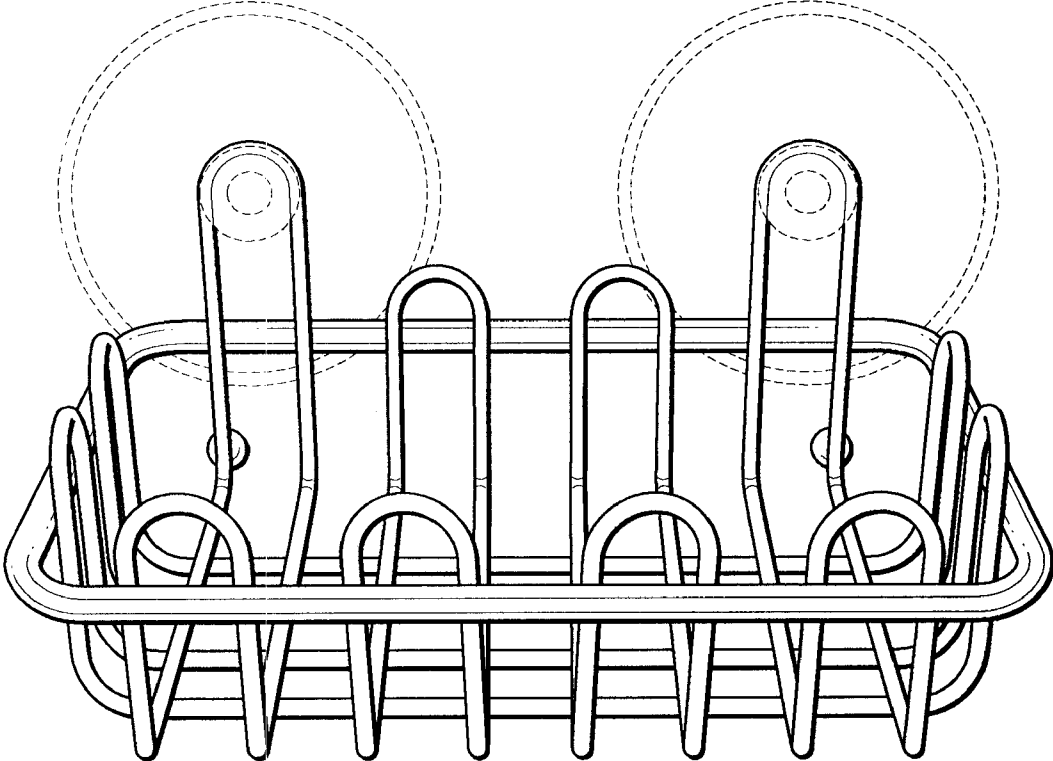


FIG. 1

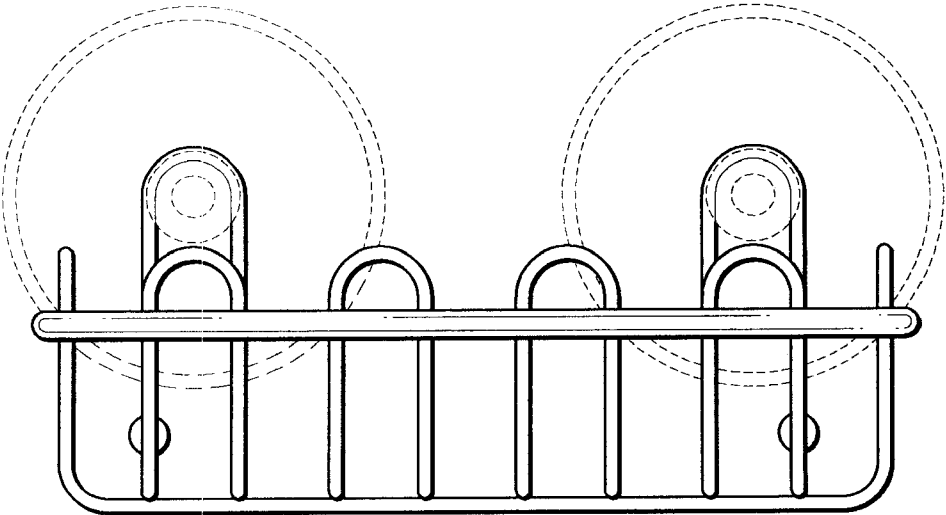


FIG. 2

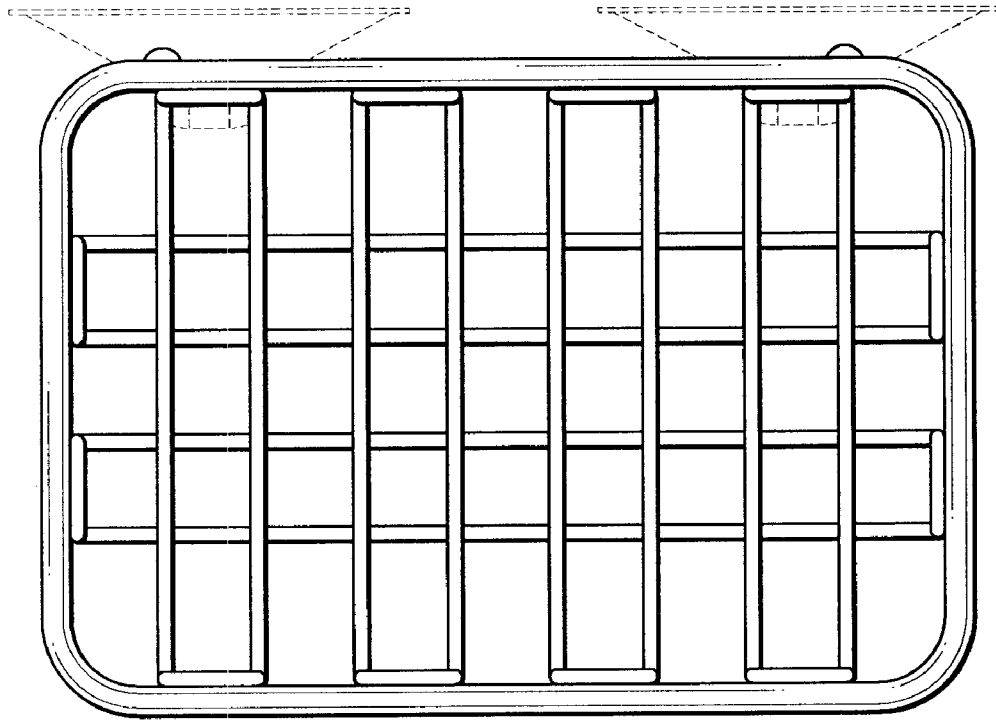


FIG. 3

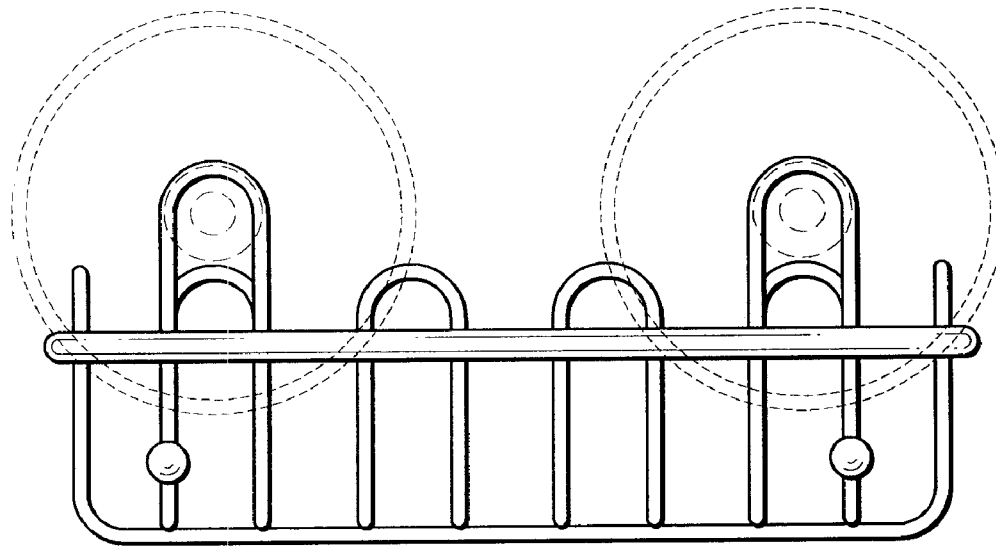


FIG. 4

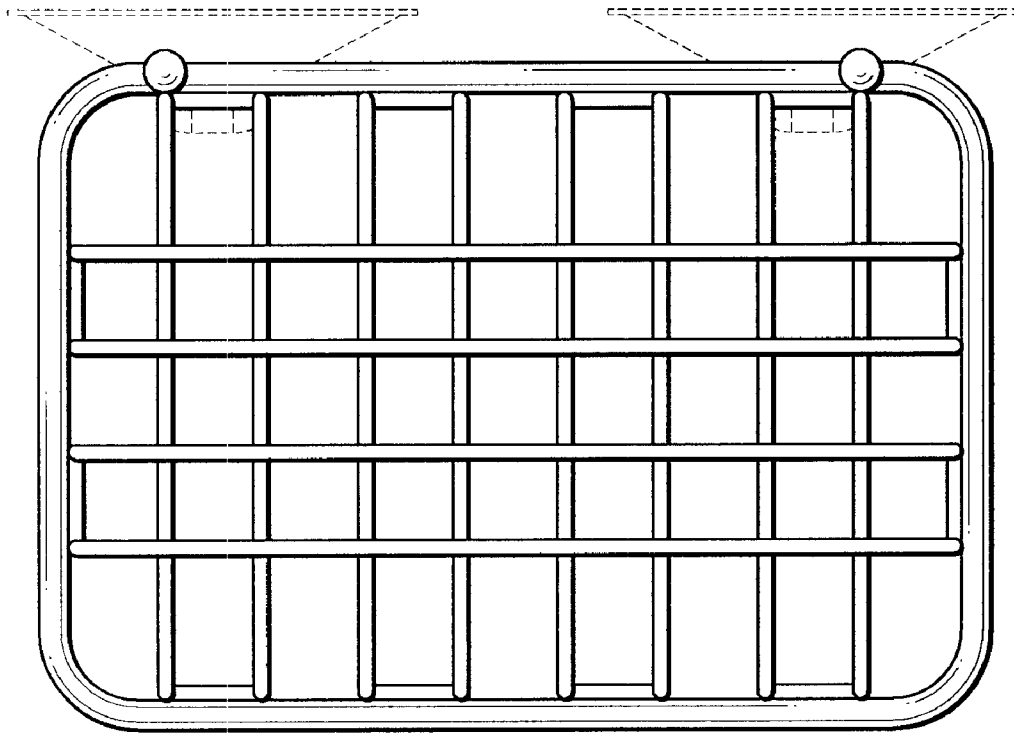


FIG. 5

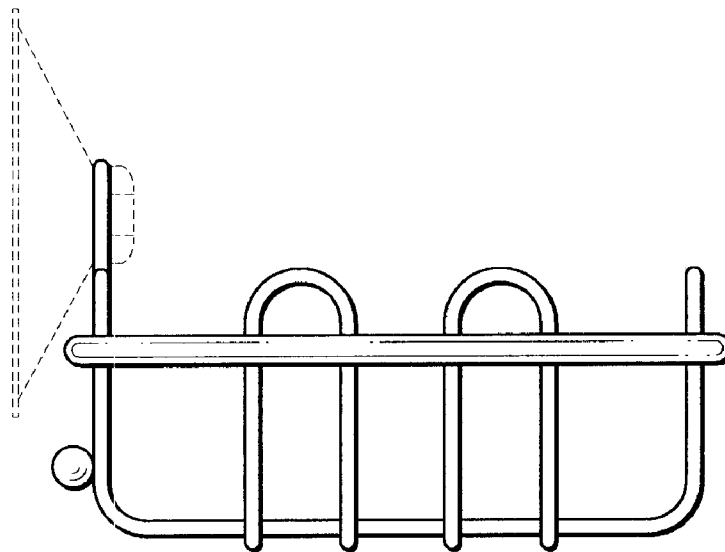


FIG. 6