



US00D572327S

(12) **United States Design Patent**  
**Diaz et al.**

(10) **Patent No.:** **US D572,327 S**

(45) **Date of Patent:** **\*\* Jul. 1, 2008**

- (54) **IRON GOLF CLUB HEAD CAVITY**
- (75) Inventors: **Tomas Diaz**, Winchester, CA (US);  
**Christopher R. Kays**, San Marcos, CA  
(US); **Peter J. Gilbert**, Carlsbad, CA  
(US)
- (73) Assignee: **Acushnet Company**, Fairhaven, MA  
(US)

D475,107 S *	5/2003	Madore .....	D21/759
D479,568 S *	9/2003	Rodgers et al. ....	D21/747
D486,543 S *	2/2004	Gilbert et al. ....	D21/759
D487,127 S *	2/2004	Madore .....	D21/759
D517,626 S *	3/2006	Gilbert et al. ....	D21/747
D523,917 S *	6/2006	Wolfe et al. ....	D21/747
D526,037 S	8/2006	Kelley	
D526,038 S	8/2006	Kelley	
D561,285 S *	2/2008	Llewellyn et al. ....	D21/759

\* cited by examiner

*Primary Examiner*—Mitchell I Siegel

(74) *Attorney, Agent, or Firm*—Kristin D. Wheeler

- (\*\*) Term: **14 Years**
- (21) Appl. No.: **29/281,609**
- (22) Filed: **Jun. 27, 2007**

(57) **CLAIM**

The ornamental design for an iron golf club head cavity, as shown and described.

- (51) **LOC (8) Cl.** ..... **21-02**
- (52) **U.S. Cl.** ..... **D21/759**
- (58) **Field of Classification Search** ..... D21/747-751,  
D21/753, 759; 473/324-331, 350  
See application file for complete search history.

**DESCRIPTION**

FIG. 1 is a toe heel side perspective view of our new iron golf club head cavity;

FIG. 2 is a back view thereof; and,

FIG. 3 is a back heel side perspective view thereof.

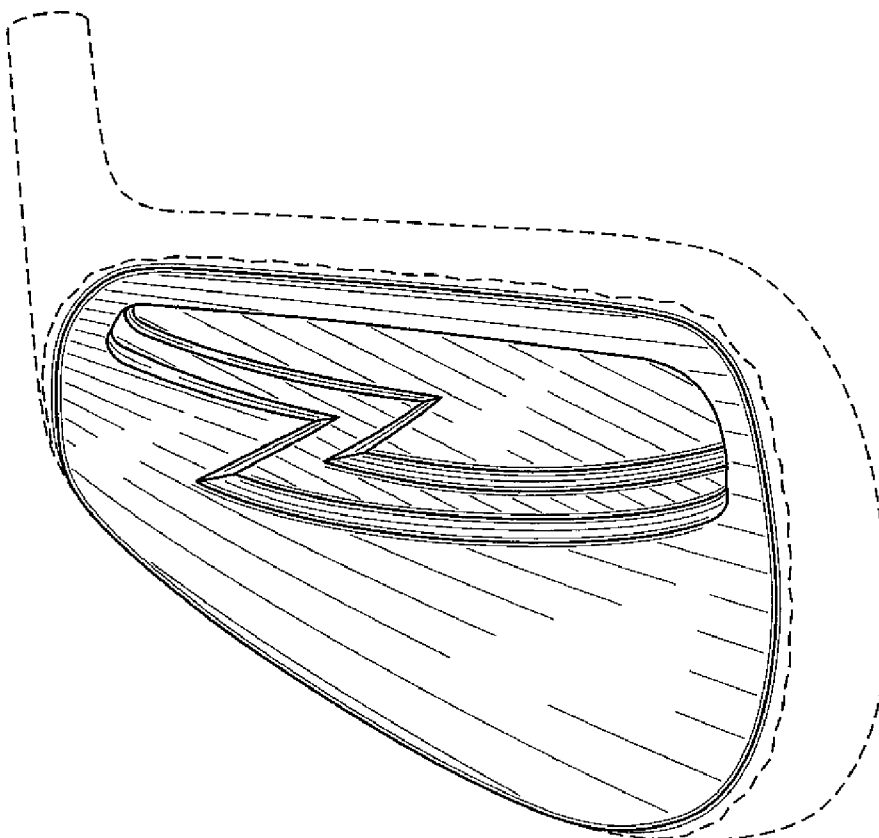
The portion of the club head shown in phantom does not form any portion of the present invention.

(56) **References Cited**

U.S. PATENT DOCUMENTS

D353,644 S *	12/1994	Hirsch et al. ....	D21/748
D432,611 S *	10/2000	McCabe et al. ....	D21/759
D442,246 S *	5/2001	McCabe et al. ....	D21/759
D469,836 S *	2/2003	Mendralla et al. ....	D21/759

**1 Claim, 2 Drawing Sheets**



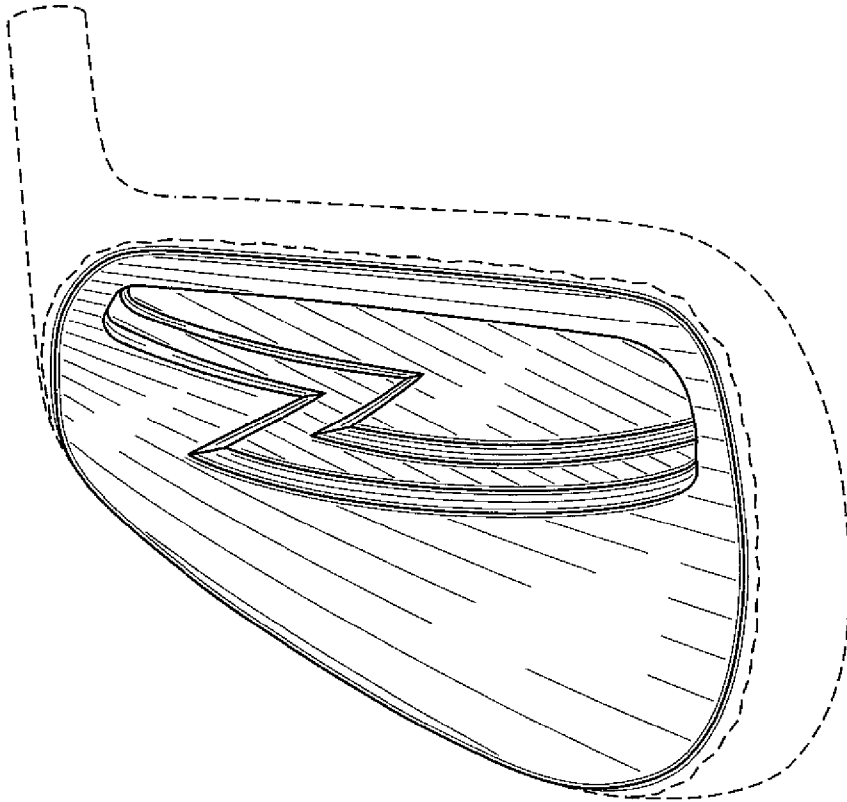


FIG. 1




FIG. 2

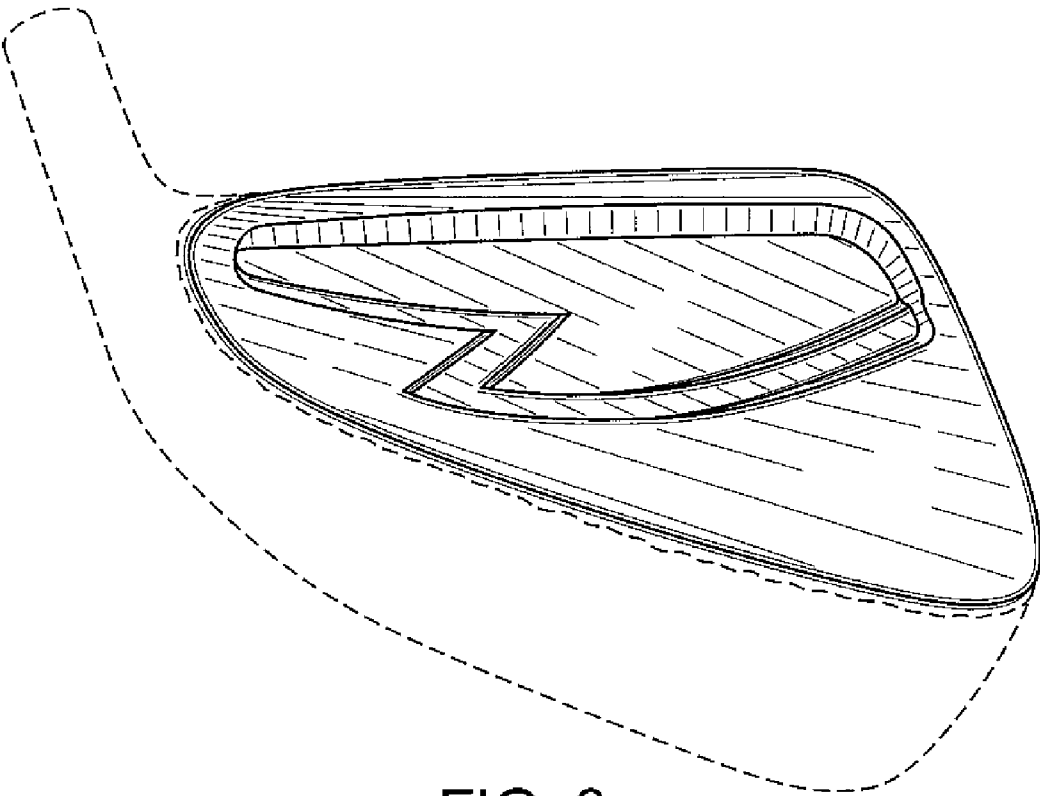


FIG. 3