



US00D972741S

(12) **United States Design Patent**  
**Sedic**

(10) **Patent No.:** **US D972,741 S**

(45) **Date of Patent:** **\*\* Dec. 13, 2022**

- (54) **PERSONAL MASSAGER**
- (71) Applicant: **Filip Sedic**, Stockholm (SE)
- (72) Inventor: **Filip Sedic**, Stockholm (SE)
- (\*\*) Term: **15 Years**
- (21) Appl. No.: **29/813,600**
- (22) Filed: **Oct. 29, 2021**

D893,739 S *	8/2020	Li .....	D24/215
D936,852 S *	11/2021	Dumler .....	D24/215
D936,853 S *	11/2021	Dumler .....	D24/215
D938,606 S *	12/2021	Dumler .....	D24/215
D949,388 S *	4/2022	Sedic .....	D24/215
D952,177 S *	5/2022	Jiang .....	D24/215

**Related U.S. Application Data**

- (63) Continuation of application No. 29/726,941, filed on Mar. 6, 2020, now Pat. No. Des. 949,388.
- (51) **LOC (13) CL.** ..... **28-03**
- (52) **U.S. Cl.**  
USPC ..... **D24/215**
- (58) **Field of Classification Search**  
USPC ..... D24/133, 200, 211, 212, 213, 214, 215;  
D30/160; D14/228  
CPC ..... A61H 19/34; A61H 19/40; A61H 19/50;  
A61H 19/30; A61H 2205/087; A61H  
19/00  
See application file for complete search history.

**References Cited**

**U.S. PATENT DOCUMENTS**

D653,349 S *	1/2012	Chong .....	D24/215
D681,219 S *	4/2013	Chen .....	D24/215
D681,223 S *	4/2013	Chen .....	D24/215
D702,363 S *	4/2014	Tai .....	D24/215
D712,054 S *	8/2014	Tai .....	A61H 19/40 D24/215
D771,830 S *	11/2016	Sedic .....	D24/215
D838,377 S *	1/2019	Hu .....	D24/215
D882,813 S *	4/2020	Lee .....	D24/215

**OTHER PUBLICATIONS**

Youtube, "Lelo Sorayo Wave Demo", Jul. 22, 2020. <https://www.youtube.com/watch?v=GZHjOrMuuAI> (Year: 2020).\*

Amazon, "Lelo 77116: Soraya Wave Deep Rose", Date First Available: Jul. 21, 2020. <https://www.amazon.com/Lelo-77116-Soraya-Wave-Deep/dp/B08BX2XTZ3> (Year: 2020).\*

Lelo, "Soraya," lelo.com, accessed Mar. 6, 2020, <https://www.lelo.com/soraya>.

\* cited by examiner

*Primary Examiner* — Michael A Maharajh  
(74) *Attorney, Agent, or Firm* — Evan Feldstein

(57) **CLAIM**

I claim the ornamental design for a personal massager, as shown and described.

**DESCRIPTION**

FIG. 1 is a perspective view of a personal massager, showing my new design.

FIG. 2 is a right side view of the personal massager.

FIG. 3 is a left side view of the personal massager.

FIG. 4 is a front view of the personal massager.

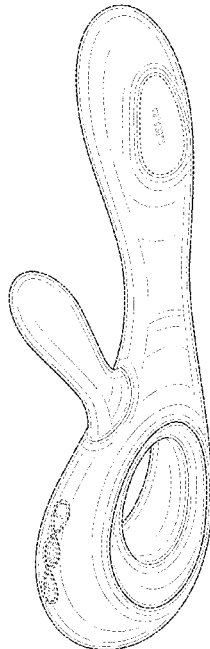
FIG. 5 is a rear view of the personal massager.

FIG. 6 is a top view of the personal massager; and,

FIG. 7 is a bottom view of the personal massager.

The broken lines shown in the drawings are for the purposes of illustrating environmental structure, which form no part of the claimed design.

**1 Claim, 4 Drawing Sheets**



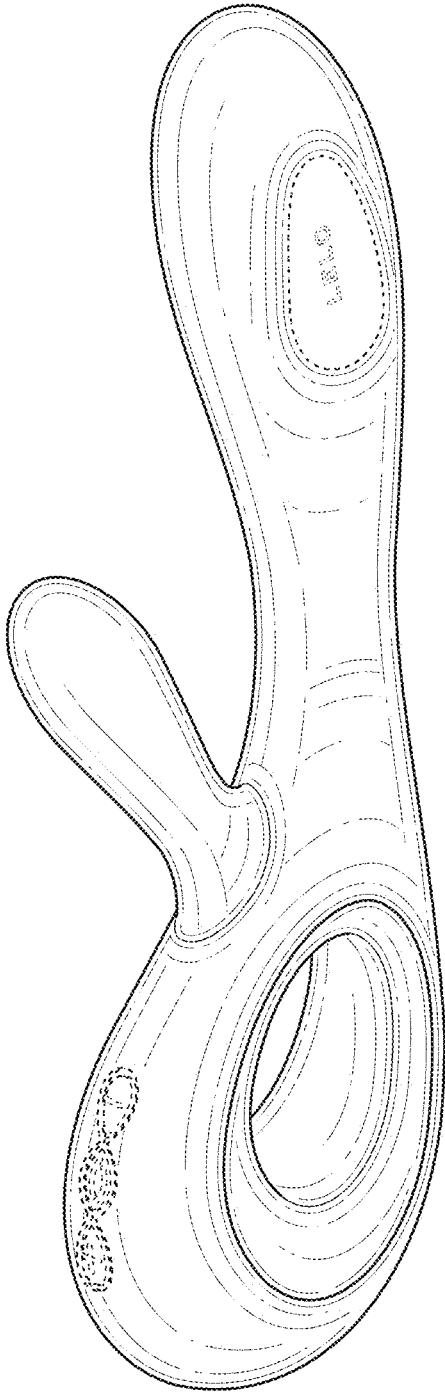


FIG. 1

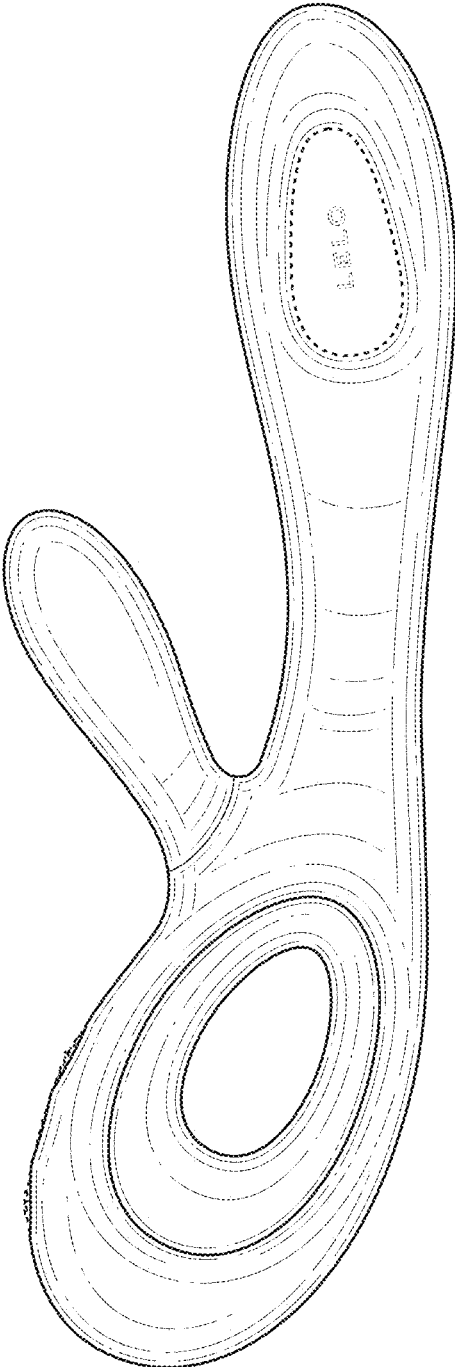


FIG. 2

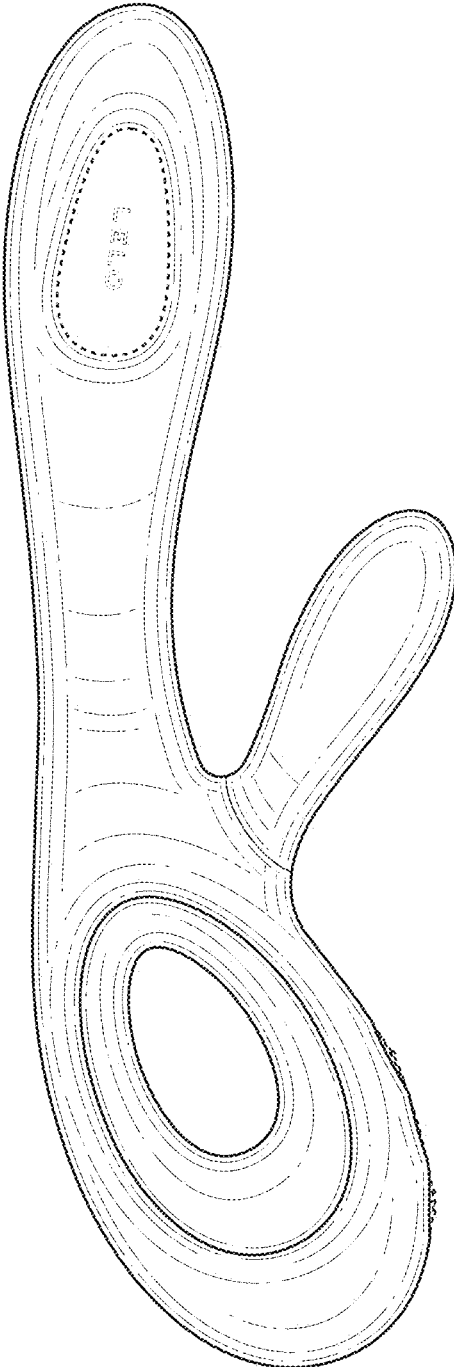


FIG. 3

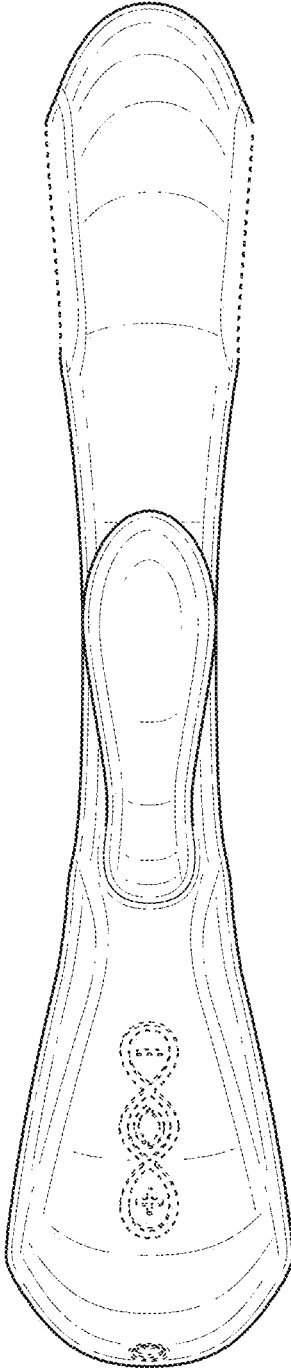


FIG. 4

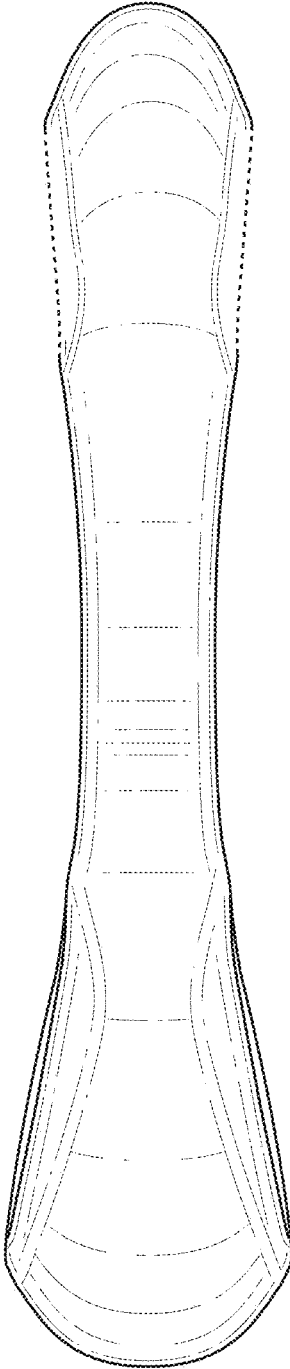


FIG. 5

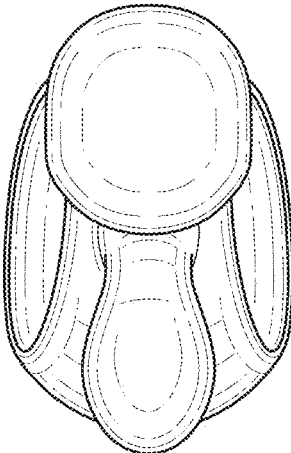


FIG. 6

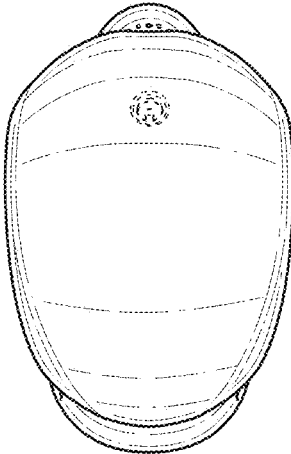


FIG. 7