



US00D722889S

(12) **United States Design Patent**
Cline et al.

(10) **Patent No.:** **US D722,889 S**

(45) **Date of Patent:** **** Feb. 24, 2015**

(54) **CONTAINER**

(71) Applicants: **Carrie Cline**, Milford, CT (US);
Cynthia Mockler, North Haven, CT
(US); **Craig Bures**, Prospect, CT (US)

(72) Inventors: **Carrie Cline**, Milford, CT (US);
Cynthia Mockler, North Haven, CT
(US); **Craig Bures**, Prospect, CT (US)

(**) Term: **14 Years**

(21) Appl. No.: **29/461,416**

(22) Filed: **Jul. 23, 2013**

(51) **LOC (10) Cl.** **09-01**

(52) **U.S. Cl.**
USPC **D9/672**; D11/125

(58) **Field of Classification Search**
USPC D9/600, 617, 672; 206/494, 457, 527,
206/540, 830; 215/400; 220/260, 890;
229/116.1, 116.2; D7/514-517, 519,
D7/604, 606, 628; D11/121, 125, 129
See application file for complete search history.

(56) **References Cited**

U.S. PATENT DOCUMENTS

D26,297 S *	11/1896	Myers	D9/672
D159,393 S *	7/1950	Roche	D9/672
D167,095 S *	6/1952	Pennebaker	D9/672
3,224,660 A *	12/1965	Willis et al.	D9/617
D264,282 S *	5/1982	Blavat	D11/125

D281,212 S *	11/1985	Appleby	D11/125
D283,147 S *	3/1986	Yang	D11/129
D337,899 S *	8/1993	Mattikow	D6/407
D536,747 S *	2/2007	Barnes et al.	D7/619.2
D628,119 S *	11/2010	Sandberg	D11/121
D690,225 S *	9/2013	DuBow	D11/125

* cited by examiner


Primary Examiner — Sandra Morris

(57) **CLAIM**
The ornamental design for a container, as shown and described.

DESCRIPTION

FIG. 1 is a front perspective view of a container according to the present invention;
FIG. 2 is a front view of a container according to the present invention;
FIG. 3 is a rear view of a container according to the present invention;
FIG. 4 is a right view of a container according to the present invention;
FIG. 5 is a left view of a container according to the present invention;
FIG. 6 is a top view of a container according to the present invention;
FIG. 7 is a bottom view of a container according to the present invention; and,
FIG. 8 is a rear prospective view of a container according to the present invention.

1 Claim, 7 Drawing Sheets



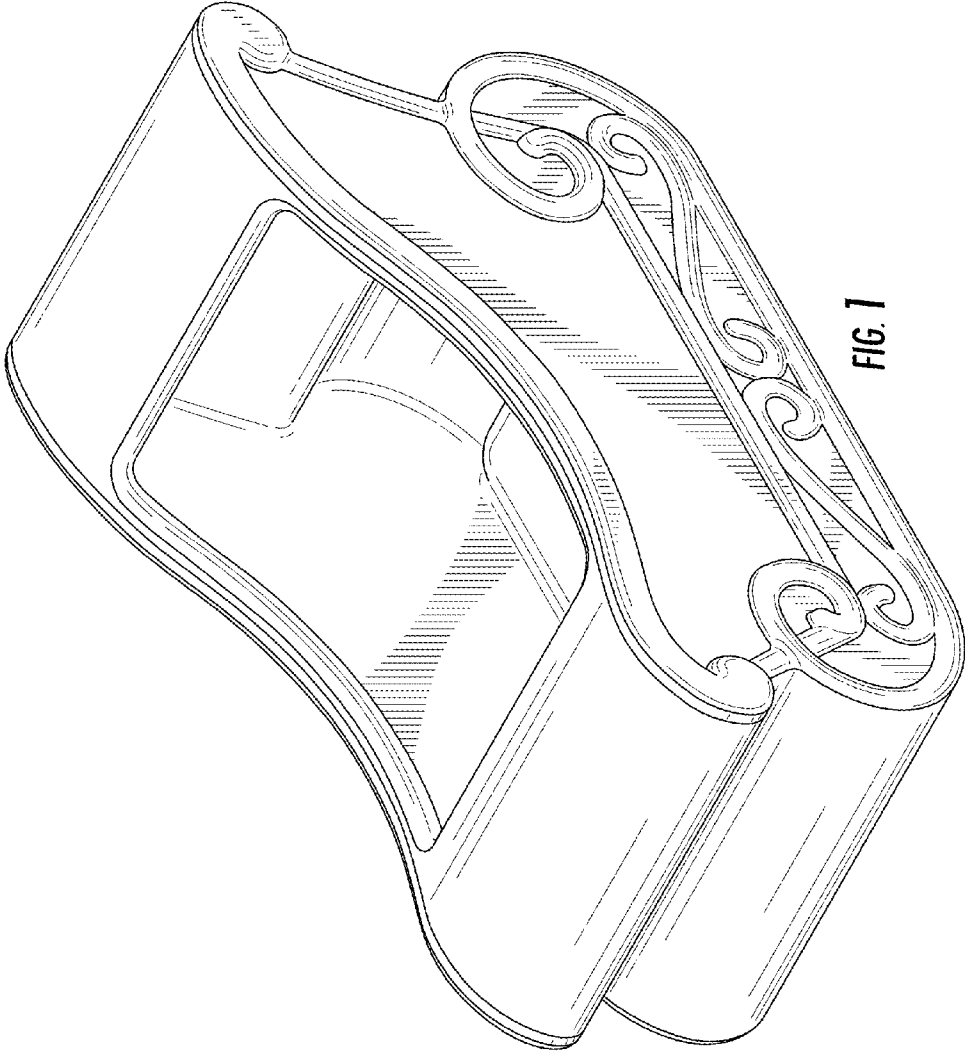


FIG. 1




FIG. 2




FIG. 3




FIG. 4




FIG. 5

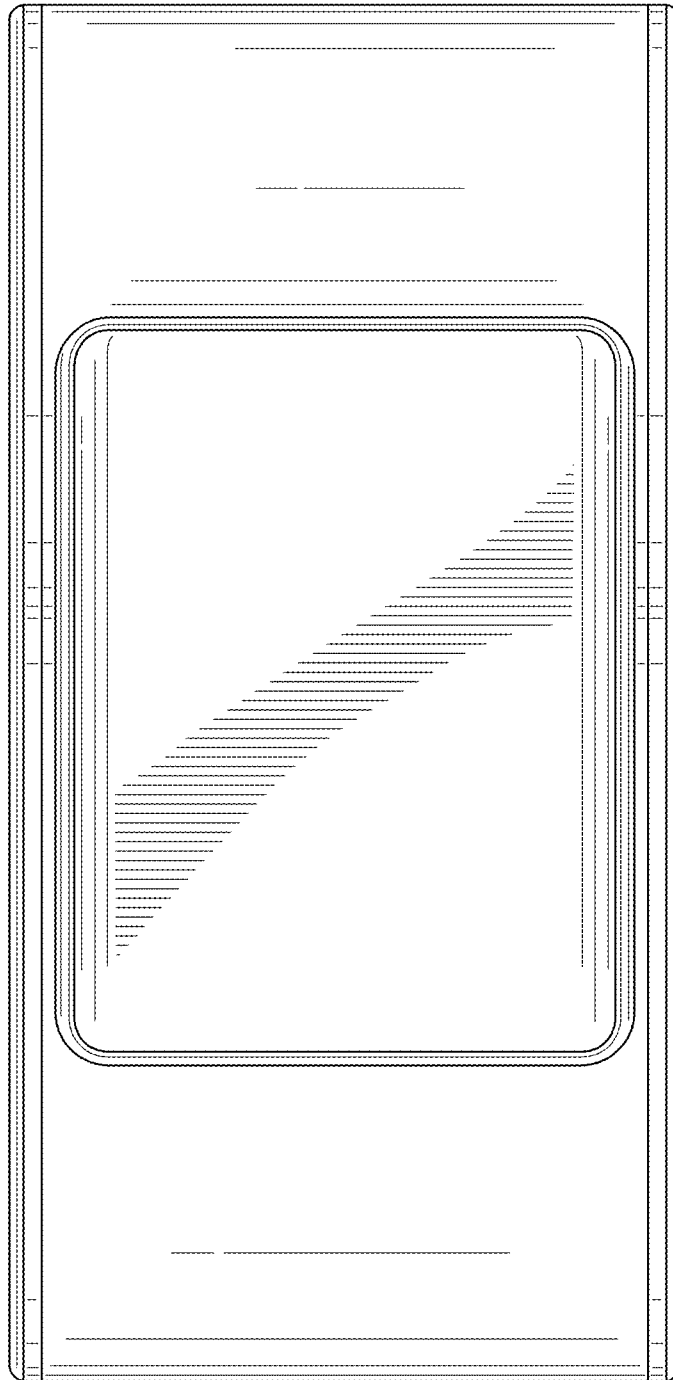


FIG. 6




FIG. 7

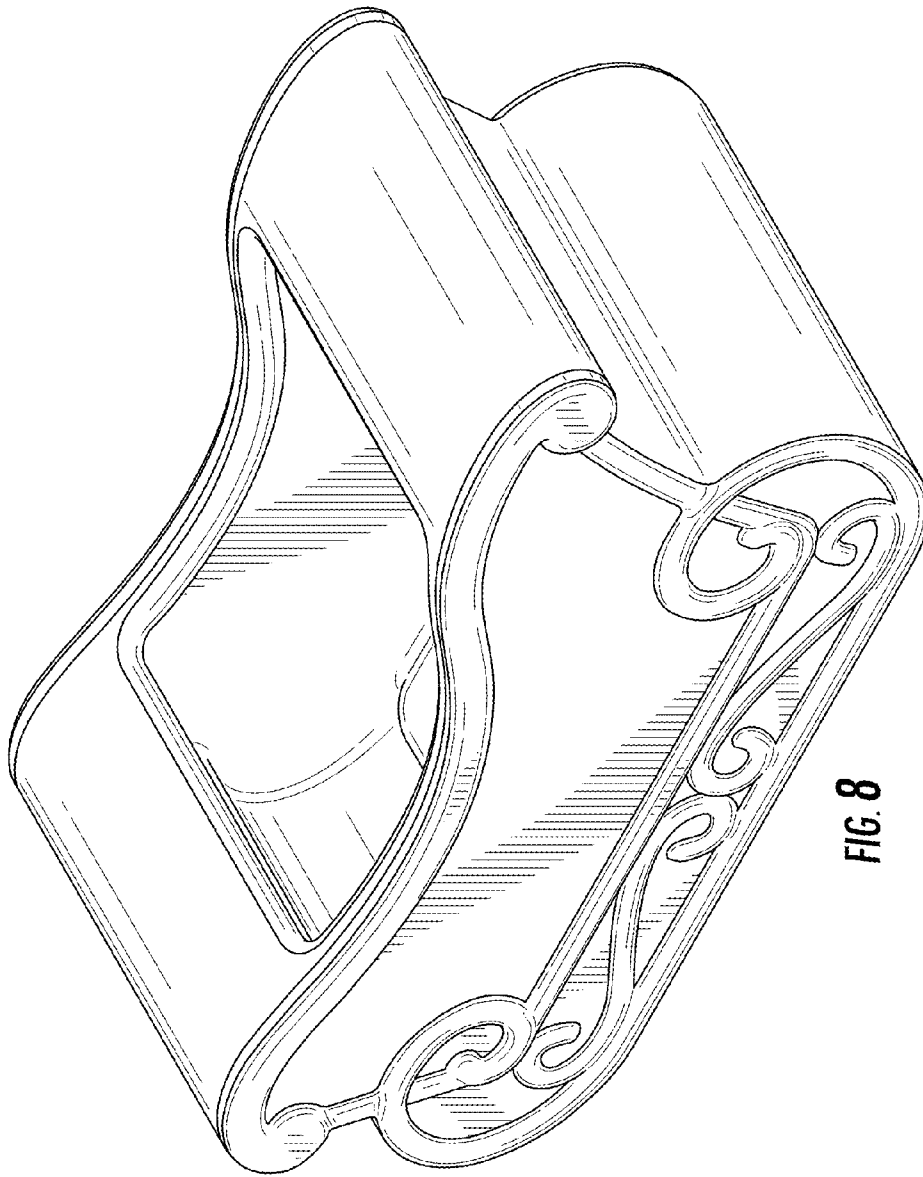


FIG. 8