



US00D484338S

(12) **United States Design Patent** (10) **Patent No.:** **US D484,338 S**
Lenger (45) **Date of Patent:** **** Dec. 30, 2003**

(54) **SOFA TRIM**

(75) **Inventor:** **Sidney A. Lenger**, Kernersville, NC (US)

(73) **Assignee:** **American Signature, Inc.**, Columbus, OH (US)

(**) **Term:** **14 Years**

(21) **Appl. No.:** **29/163,514**

(22) **Filed:** **Jul. 5, 2002**

(51) **LOC (7) Cl.** **06-06**

(52) **U.S. Cl.** **D6/500**

(58) **Field of Search** D6/334, 335, 336,
D6/364, 371, 381, 492, 500, 501, 502;
297/232

(56) **References Cited**

U.S. PATENT DOCUMENTS

D106,798 S	*	11/1937	Kaufman	D6/334
D267,447 S	*	1/1983	Friedman	D6/381
D428,725 S	*	8/2000	Lee	D6/381
D447,883 S	*	9/2001	Meier et al.	D6/381
D455,023 S	*	4/2002	Lee	D6/381
D459,607 S	*	7/2002	Gibson	D6/381

OTHER PUBLICATIONS

Karpen Furniture, p. 19, sofa # 50690-R at bottom right, c 1925.*

Furniture/Today, p. 133, Leathertrend sofa as marked Apr. 15, 2002.*

* cited by examiner

Primary Examiner—Gary D. Watson

(74) *Attorney, Agent, or Firm*—Wood, Herron & Evans, L.L.P.

CLAIM

(57)

The ornamental design for a sofa trim, as shown and described.

DESCRIPTION

FIG. 1 is a front elevational view of a sofa trim incorporating my new design;

FIG. 2 is a rear elevational view thereof;

FIG. 3 is a top plan view thereof;

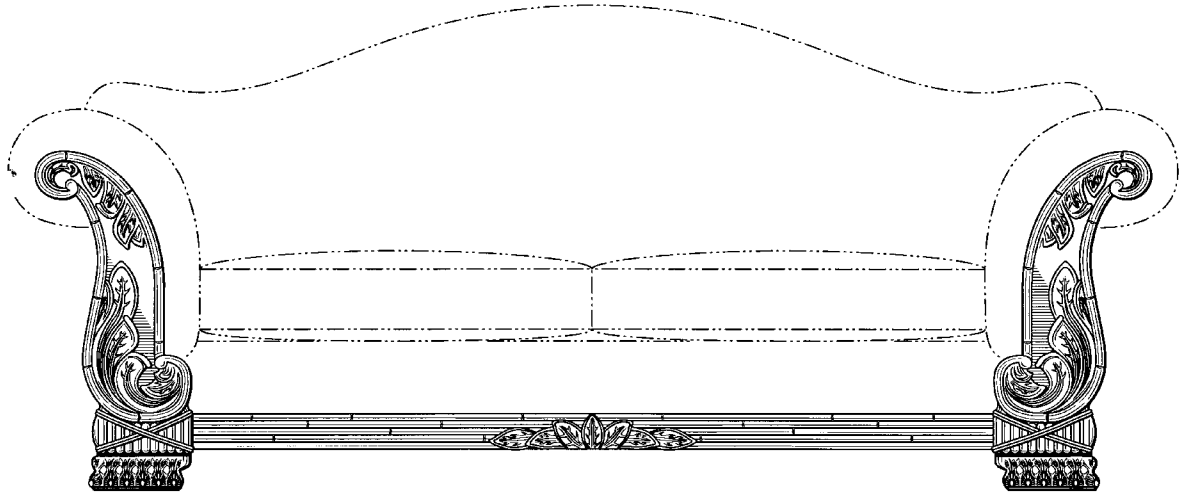
FIG. 4 is a bottom plan view thereof;

FIG. 5 is a right-side elevational view thereof; and,

FIG. 6 is a left-side elevational view thereof.

The broken lines, shown in FIG. 1 and FIG. 2, are for illustrative purposes only and form no part of the claimed design.

1 Claim, 3 Drawing Sheets



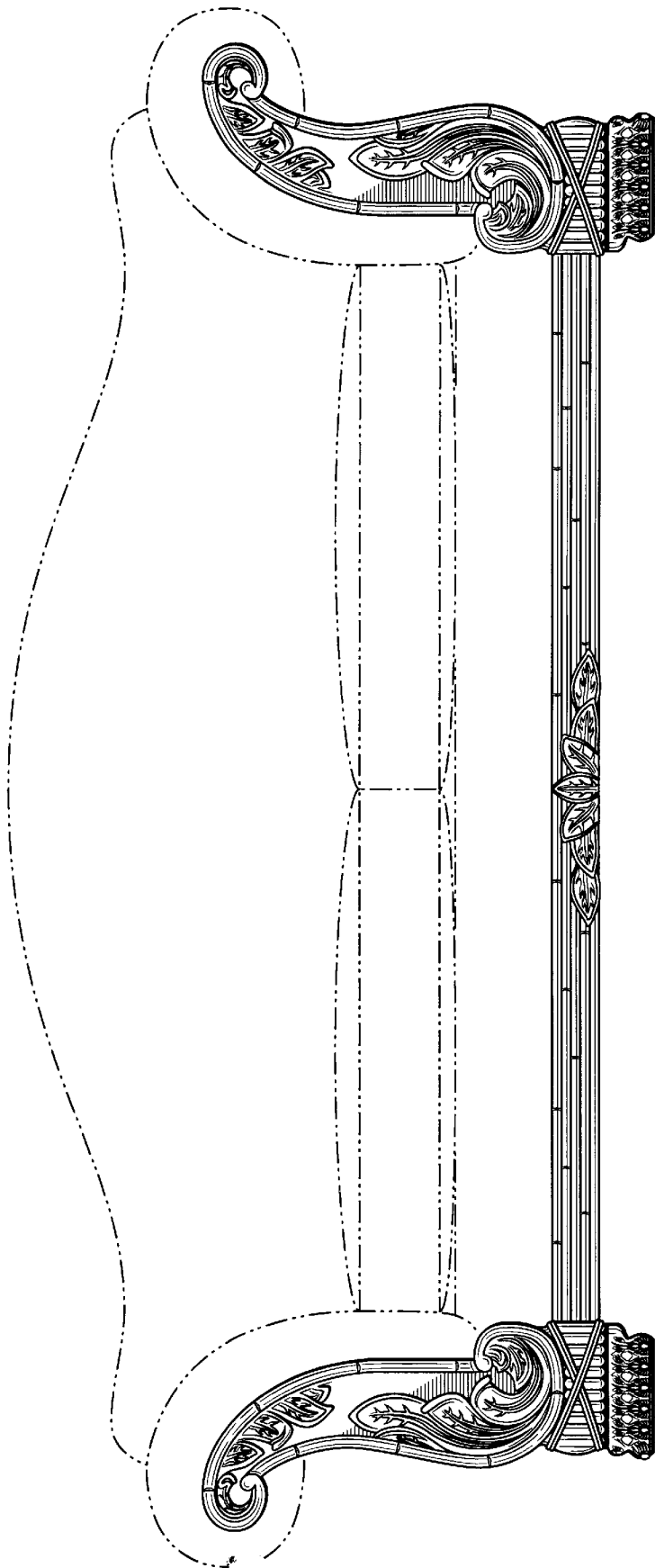


FIG. 1




FIG. 3

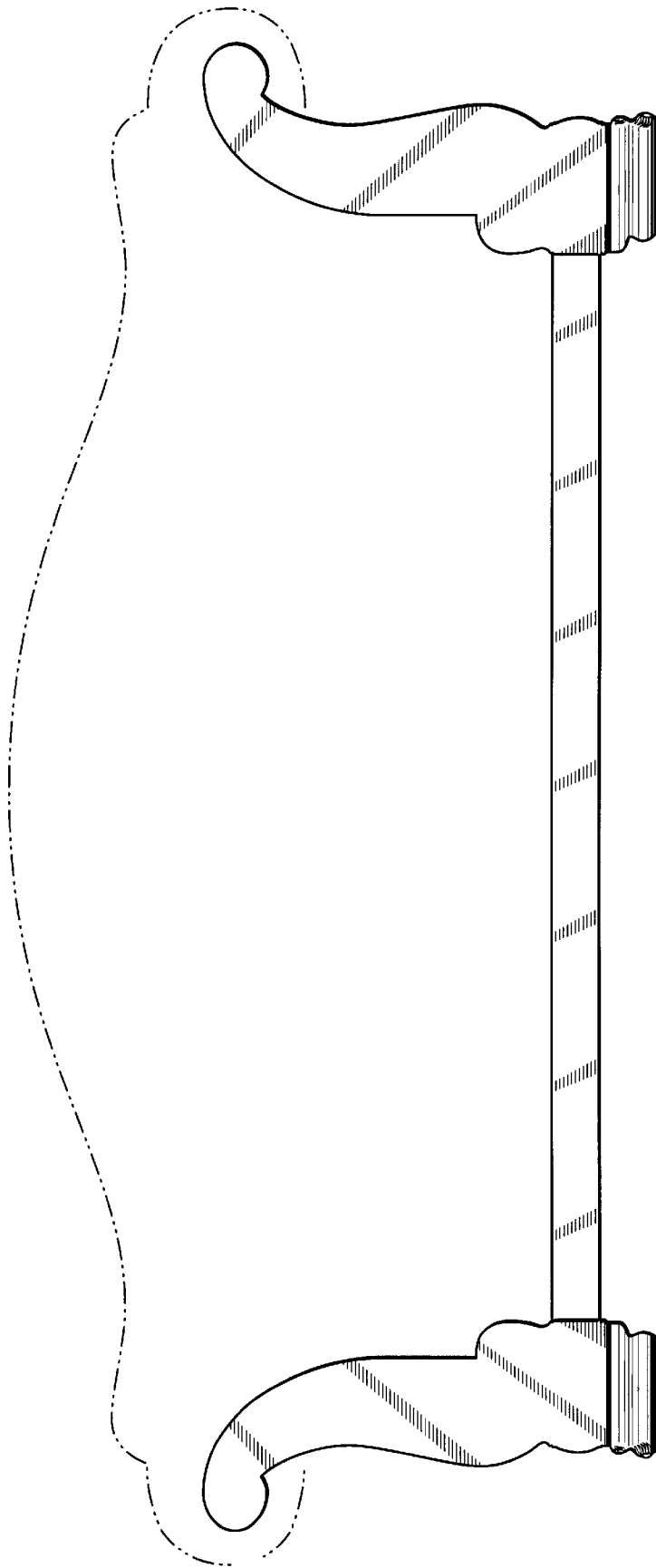


FIG. 2




FIG. 4

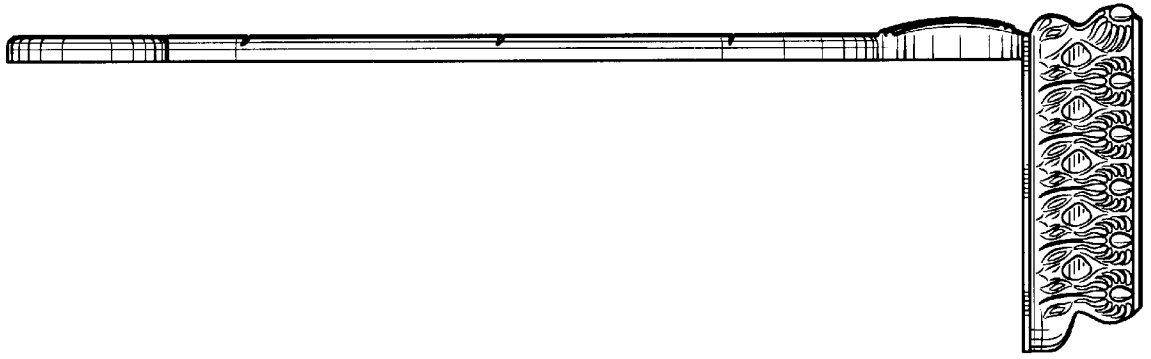


FIG. 6

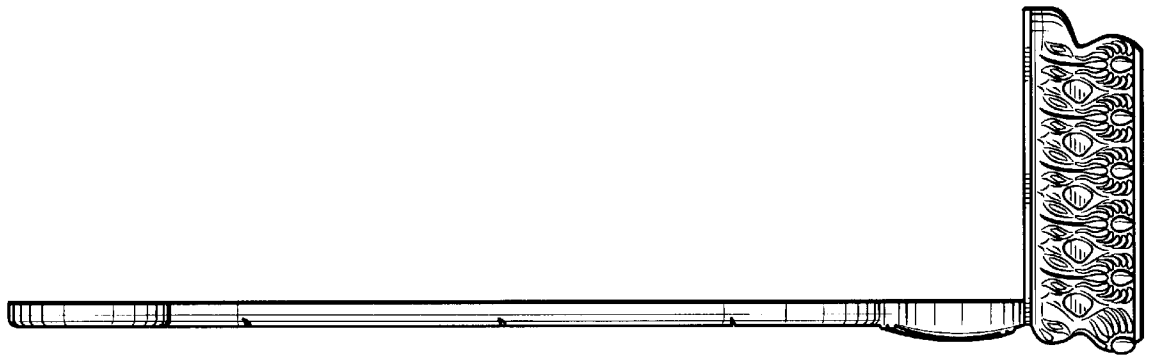


FIG. 5