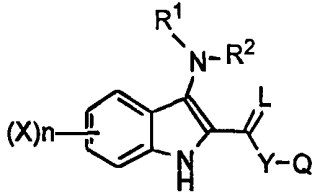




## INTERNATIONAL APPLICATION PUBLISHED UNDER THE PATENT COOPERATION TREATY (PCT)

<p>(51) International Patent Classification <sup>6</sup> : C07D 209/40, A61K 31/40, C07D 409/12, 409/06, 405/06, 401/06, 401/12, 413/12, 403/12, 417/12, 417/06, 413/06, 403/06, 405/12</p>	A1	<p>(11) International Publication Number: <b>WO 99/05104</b></p> <p>(43) International Publication Date: 4 February 1999 (04.02.99)</p>
<p>(21) International Application Number: PCT/IB98/01026</p> <p>(22) International Filing Date: 3 July 1998 (03.07.98)</p> <p>(30) Priority Data: PCT/IB97/00917 23 July 1997 (23.07.97) IB</p> <p>(71) Applicant (for JP only): PFIZER PHARMACEUTICALS INC. [JP/JP]; Mitsui Building, 1-1, Nishi-shinjuku 2-chome, Shinjuku-ku, Tokyo 163 (JP).</p> <p>(71) Applicant (for all designated States except JP US): PFIZER INC. [US/US]; 235 East 42nd Street, New York, NY 10017 (US).</p> <p>(72) Inventors; and (75) Inventors/Applicants (for US only): STEVENS, Rodney, William [AU/JP]; Pfizer Pharmaceuticals Inc., Nagoya Central Research, 2, Aza 5-gochi, Taketoyo-cho, Chita-gun, Aichi-ken 470-2393 (JP). NAKAO, Kazunari [JP/JP]; Pfizer Pharmaceuticals Inc., Nagoya Central Research, 2, Aza 5-gochi, Taketoyo-cho, Chita-gun, Aichi-ken 470-2393 (JP). KAWAMURA, Kiyoshi [JP/JP]; Pfizer Pharmaceuticals Inc., Nagoya Central Research, 2, Aza</p>	<p>5-gochi, Taketoyo-cho, Chita-gun, Aichi-ken 470-2393 (JP). UCHIDA, Chikara [JP/JP]; Pfizer Pharmaceuticals Inc., Nagoya Central Research, 2, Aza 5-gochi, Taketoyo-cho, Chita-gun, Aichi-ken 470-2393 (JP). FUJIWARA, Shinya [JP/JP]; Pfizer Pharmaceuticals Inc., Nagoya Central Research, 2, Aza 5-gochi, Taketoyo-cho, Chita-gun, Aichi-ken 470-2393 (JP).</p> <p>(74) Agents: SPIEGEL, Allen, J. et al.; c/o Green, Mark, Charles, Urquhart-Dykes &amp; Lord, 91 Wimpole Street, London W1M 8AH (GB).</p> <p>(81) Designated States: AL, AM, AT, AU, AZ, BA, BB, BG, BR, BY, CA, CH, CN, CU, CZ, DE, DK, EE, ES, FI, GB, GE, GH, HR, HU, ID, IL, IS, JP, KE, KG, KP, KR, KZ, LC, LK, LR, LS, LT, LU, LV, MD, MG, MK, MN, MW, MX, NO, NZ, PL, PT, RO, RU, SD, SE, SG, SI, SK, SL, TJ, TM, TR, TT, UA, UG, US, UZ, VN, YU, ZW, ARIPO patent (GH, GM, KE, LS, MW, SD, SZ, UG, ZW), Eurasian patent (AM, AZ, BY, KG, KZ, MD, RU, TJ, TM), European patent (AT, BE, CH, CY, DE, DK, ES, FI, FR, GB, GR, IE, IT, LU, MC, NL, PT, SE), OAPI patent (BF, BJ, CF, CG, CI, CM, GA, GN, ML, MR, NE, SN, TD, TG).</p> <p><b>Published</b> With international search report.</p>	
<p>(54) Title: INDOLE COMPOUNDS AS COX-2 INHIBITORS</p>		
<p>(57) Abstract</p> <p>This invention provides a compound of formula (I) and the pharmaceutically acceptable salts thereof, wherein L is oxygen or sulfur; Y is a direct bond or C<sub>1-4</sub> alkylidene; Q is C<sub>1-6</sub> alkyl, C<sub>3-7</sub> cycloalkyl, phenyl, naphthyl, heteroaryl or the like; R<sup>1</sup> is hydrogen, C<sub>1-6</sub> alkyl or the like; R<sup>2</sup> is hydrogen, C<sub>1-4</sub> alkyl, C(O)R<sup>5</sup> wherein R<sup>5</sup> is C<sub>1-22</sub> alkyl or C<sub>2-22</sub> alkenyl, halosubstituted C<sub>1-8</sub> alkyl, halosubstituted C<sub>2-8</sub> alkenyl, -Y-C<sub>3-7</sub> cycloalkyl, -Y-C<sub>3-7</sub> cycloalkenyl, phenyl, naphthyl, heteroaryl or the like; X is halo, C<sub>1-4</sub> alkyl, hydroxy, C<sub>1-4</sub> alkoxy or the like; and n is 0, 1, 2 or 3, with the proviso that a group of formula -Y-Q is not methyl or ethyl when X is hydrogen; L is oxygen; R<sup>1</sup> is hydrogen; and R<sup>2</sup> is acetyl. This invention also provides a pharmaceutical composition useful for the treatment of a medical condition in which prostaglandins are implicated as pathogens. The indole compounds of the present invention exhibit inhibition of COX activity. Preferably compounds of this invention exhibit inhibitory activity against COX-2, with more preferable compounds having COX-2 selectivity.</p> <div style="text-align: right; margin-right: 100px;">  <p>(I)</p> </div>		

**FOR THE PURPOSES OF INFORMATION ONLY**

Codes used to identify States party to the PCT on the front pages of pamphlets publishing international applications under the PCT.

AL	Albania	ES	Spain	LS	Lesotho	SI	Slovenia
AM	Armenia	FI	Finland	LT	Lithuania	SK	Slovakia
AT	Austria	FR	France	LU	Luxembourg	SN	Senegal
AU	Australia	GA	Gabon	LV	Latvia	SZ	Swaziland
AZ	Azerbaijan	GB	United Kingdom	MC	Monaco	TD	Chad
BA	Bosnia and Herzegovina	GE	Georgia	MD	Republic of Moldova	TG	Togo
BB	Barbados	GH	Ghana	MG	Madagascar	TJ	Tajikistan
BE	Belgium	GN	Guinea	MK	The former Yugoslav Republic of Macedonia	TM	Turkmenistan
BF	Burkina Faso	GR	Greece	ML	Mali	TR	Turkey
BG	Bulgaria	HU	Hungary	MN	Mongolia	TT	Trinidad and Tobago
BJ	Benin	IE	Ireland	MR	Mauritania	UA	Ukraine
BR	Brazil	IL	Israel	MW	Malawi	UG	Uganda
BY	Belarus	IS	Iceland	MX	Mexico	US	United States of America
CA	Canada	IT	Italy	NE	Niger	UZ	Uzbekistan
CF	Central African Republic	JP	Japan	NL	Netherlands	VN	Viet Nam
CG	Congo	KE	Kenya	NO	Norway	YU	Yugoslavia
CH	Switzerland	KG	Kyrgyzstan	NZ	New Zealand	ZW	Zimbabwe
CI	Côte d'Ivoire	KP	Democratic People's Republic of Korea	PL	Poland		
CM	Cameroon	KR	Republic of Korea	PT	Portugal		
CN	China	KZ	Kazakstan	RO	Romania		
CU	Cuba	LC	Saint Lucia	RU	Russian Federation		
CZ	Czech Republic	LI	Liechtenstein	SD	Sudan		
DE	Germany	LK	Sri Lanka	SE	Sweden		
DK	Denmark	LR	Liberia	SG	Singapore		
EE	Estonia						

## INDOLE COMPOUNDS AS COX-2 INHIBITORS

### Technical Field

This invention relates to novel indoles cyclooxygenase inhibitors. The  
5 compounds of this invention inhibit the biosynthesis of prostaglandins by intervention  
of the action of the enzyme cyclooxygenase on arachidonic acid, and are therefore  
useful in the treatment or alleviation of inflammation and other inflammation  
associated disorders in mammals. This invention also relates to pharmaceutical  
compositions comprising such compounds.

10

### Background Art

Nonsteroidal antiinflammatory drugs (NSAIDs) are widely used in treating pain  
and the signs and symptoms of arthritis because of their analgesic and anti-  
inflammatory activity. It is accepted that common NSAIDs work by blocking the  
activity of cyclooxygenase (COX), also known as prostaglandin G/H synthase (PGHS),  
15 the enzyme that converts arachidonic acid into prostanoids. Prostaglandins, especially  
prostaglandin E<sub>2</sub> (PGE<sub>2</sub>), which is the predominant eicosanoid detected in  
inflammation conditions, are mediators of pain, fever and other symptoms associated  
with inflammation. Inhibition of the biosynthesis of prostaglandins has been a  
therapeutic target of anti-inflammatory drug discovery. The therapeutic use of  
20 conventional NSAIDs is, however, limited due to drug associated side effects,  
including life threatening ulceration and renal toxicity. An alternative to NSAIDs is  
the use of corticosteroids, however, long term therapy can also result in severe side  
effects.

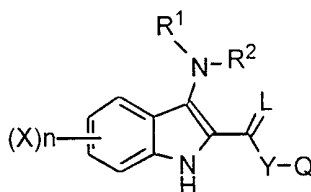
Recently, two forms of COX were identified, a constitutive isoform (COX-1)  
25 and an inducible isoform (COX-2) of which expression is upregulated at sites of  
inflammation (Vane, J. R.; Mitchell, J. A.; Appleton, I.; Tomlinson, A.; Bishop-Bailey,  
D.; Croxtoll, J.; Willoughby, D. A. *Proc. Natl. Acad. Sci. USA*, **1994**, *91*, 2046).  
COX-1 is thought to play a physiological role and to be responsible for gastrointestinal  
and renal protection. On the otherhand, COX-2 appears to play a pathological role  
30 and to be the predominant isoform present in inflammation conditions. A  
pathological role for prostaglandins has been implicated in a number of human disease

states including rheumatoid and osteoarthritis, pyrexia, asthma, bone resorption, cardiovascular diseases, nephrotoxicity, atherosclerosis, hypotension, shock, pain, cancer, and Alzheimer disease. The NSAIDs currently on market inhibit both isoforms of COX with little variation for selectivity, explaining their beneficial (inhibition of COX-2) and deleterious effects (inhibition of COX-1). It is believed that compounds that would selectively inhibit the biosynthesis of prostaglandins by intervention of the induction phase of the inducible enzyme cyclooxygenase-2 and/or by intervention of the activity of the enzyme cyclooxygenase-2 on arachidonic acid would provide alternate therapy to the use of NSAIDs or corticosteroids in that such compounds would exert anti-inflammatory effects without the adverse side effects associated with COX-1 inhibition.

A variety of indole compounds are known and are disclosed in several patent applications. Specifically, the International Publication Numbers WO 96/37467 and WO 96/37469 disclose N-benzylindole compounds as cyclooxygenase-2 inhibitors. Also, a variety of indole compounds are disclosed in Khim. Geterotsikl. Soedin. **1990**, *11*, 1569 by Tolkunov et.al.

### **Brief Disclosure of the Invention**

The present invention provides a compound of the following formula:



(I)

and the pharmaceutically acceptable salts thereof wherein

**L is** oxygen or sulfur; **Y is** a direct bond or C<sub>1-4</sub> alkylidene;

**Q is** (a) C<sub>1-6</sub> alkyl or halosubstituted C<sub>1-6</sub> alkyl, said alkyl being optionally substituted with up to three substituents independently selected from hydroxy, C<sub>1-4</sub>alkoxy, amino and mono- or di-(C<sub>1-4</sub>alkyl)amino,

(b) C<sub>3-7</sub> cycloalkyl optionally substituted with up to three substituents independently selected from hydroxy, C<sub>1-4</sub> alkyl and C<sub>1-4</sub> alkoxy,

(c) phenyl or naphthyl, said phenyl or naphthyl being optionally substituted

with up to four substituents independently selected from

(c-1) halo, C<sub>1-4</sub> alkyl, halosubstituted C<sub>1-4</sub> alkyl, hydroxy, C<sub>1-4</sub> alkoxy, halosubstituted C<sub>1-4</sub> alkoxy, S(O)<sub>m</sub>R<sup>3</sup>, SO<sub>2</sub> NH<sub>2</sub>, SO<sub>2</sub> N(C<sub>1-4</sub> alkyl)<sub>2</sub>, amino, mono- or di-(C<sub>1-4</sub> alkyl)amino, NHSO<sub>2</sub>R<sup>3</sup>, NHC(O)R<sup>3</sup>, CN, CO<sub>2</sub>H, CO<sub>2</sub>(C<sub>1-4</sub> alkyl), C<sub>1-4</sub> alkyl-OH, C<sub>1-4</sub> alkylOR<sup>3</sup>, CONH<sub>2</sub>, CONH(C<sub>1-4</sub> alkyl), CON(C<sub>1-4</sub> alkyl)<sub>2</sub> and -O-Y-phenyl, said phenyl being optionally substituted with one or two substituents independently selected from halo, C<sub>1-4</sub> alkyl, CF<sub>3</sub>, hydroxy, OR<sup>3</sup>, S(O)<sub>m</sub>R<sup>3</sup>, amino, mono- or di-(C<sub>1-4</sub> alkyl)amino and CN,

(d) a monocyclic aromatic group of 5 atoms, said aromatic group having one heteroatom selected from O, S and N and optionally containing up to three N atoms in addition to said heteroatom, and said aromatic group being substituted with up to three substituents independently selected from

(d-1) halo, C<sub>1-4</sub> alkyl, halosubstituted C<sub>1-4</sub> alkyl, hydroxy, C<sub>1-4</sub> alkoxy, halosubstituted C<sub>1-4</sub> alkoxy, C<sub>1-4</sub> alkyl-OH, S(O)<sub>m</sub>R<sup>3</sup>, SO<sub>2</sub> NH<sub>2</sub>, SO<sub>2</sub> N(C<sub>1-4</sub> alkyl)<sub>2</sub>, amino, mono- or di-(C<sub>1-4</sub> alkyl)amino, NHSO<sub>2</sub>R<sup>3</sup>, NHC(O)R<sup>3</sup>, CN, CO<sub>2</sub>H, CO<sub>2</sub>(C<sub>1-4</sub> alkyl), C<sub>1-4</sub> alkyl-OR<sup>3</sup>, CONH<sub>2</sub>, CONH(C<sub>1-4</sub> alkyl), CON(C<sub>1-4</sub> alkyl)<sub>2</sub>, phenyl, and mono-, di- or tri-substituted phenyl wherein the substituent is independently selected from halo, CF<sub>3</sub>, C<sub>1-4</sub> alkyl, hydroxy, C<sub>1-4</sub> alkoxy, OCF<sub>3</sub>, SR<sup>3</sup>, SO<sub>2</sub>CH<sub>3</sub>, SO<sub>2</sub>NH<sub>2</sub>, amino, C<sub>1-4</sub> alkylamino and NHSO<sub>2</sub>R<sup>3</sup>,

(e) a monocyclic aromatic group of 6 atoms, said aromatic group having one heteroatom which is N and optionally containing up to three atoms in addition to said heteroatom, and said aromatic group being substituted with up to three substituents independently selected from the above group (d-1);

R<sup>1</sup> is hydrogen or C<sub>1-6</sub> alkyl optionally substituted with a substituent selected

independently from hydroxy, OR<sup>3</sup>, nitro, amino, mono- or di-(C<sub>1-4</sub> alkyl)amino, CO<sub>2</sub>H, CO<sub>2</sub>(C<sub>1-4</sub> alkyl), CONH<sub>2</sub>, CONH(C<sub>1-4</sub> alkyl) and CON(C<sub>1-4</sub> alkyl)<sub>2</sub>;

R<sup>2</sup> is (a) hydrogen,

(b) C<sub>1-4</sub> alkyl,

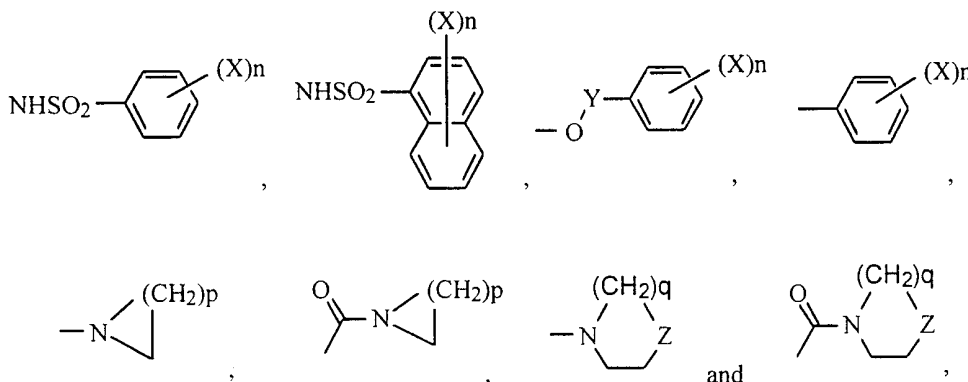
5

(c) C(O)R<sup>5</sup> wherein R<sup>5</sup> is selected from

(c-1) C<sub>1-22</sub> alkyl or C<sub>2-22</sub> alkenyl, said alkyl or alkenyl being optionally substituted with up to four substituents independently selected from

10

(c-1-1) halo, hydroxy, OR<sup>3</sup>, S(O)<sub>m</sub>R<sup>3</sup>, nitro, amino, mono- or di-(C<sub>1-4</sub> alkyl)amino, NHSO<sub>2</sub>R<sup>3</sup>, CO<sub>2</sub>H, CO<sub>2</sub>(C<sub>1-4</sub> alkyl), CONH<sub>2</sub>, CONH(C<sub>1-4</sub> alkyl), CON(C<sub>1-4</sub> alkyl)<sub>2</sub>, OC(O)R<sup>3</sup>, thienyl, naphthyl and groups of the following formulae:



15

(c-2) C<sub>1-22</sub> alkyl or C<sub>2-22</sub> alkenyl, said alkyl or alkenyl being optionally substituted with five to forty-five halogen atoms,

(c-3) -Y-C<sub>3-7</sub> cycloalkyl or -Y-C<sub>3-7</sub> cycloalkenyl, said cycloalkyl or cycloalkenyl being optionally substituted with up to three substituent independently selected from

20

(c-3-1) C<sub>1-4</sub> alkyl, hydroxy, OR<sup>3</sup>, S(O)<sub>m</sub>R<sup>3</sup>, amino, mono- or di-(C<sub>1-4</sub> alkyl)amino, CONH<sub>2</sub>, CONH(C<sub>1-4</sub> alkyl) and CON(C<sub>1-4</sub>alkyl)<sub>2</sub>,

(c-4) phenyl or naphthyl, said phenyl or naphthyl being optionally substituted with up to seven (preferably up to seven)

25

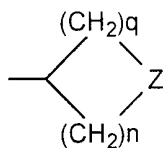
substituents independently selected from

(c-4-1) halo, C<sub>1-8</sub> alkyl, C<sub>1-4</sub> alkyl-OH, hydroxy, C<sub>1-8</sub>alkoxy, halosubstituted C<sub>1-8</sub> alkyl, halosubstituted C<sub>1-8</sub> alkoxy, CN, nitro, S(O)<sub>m</sub>R<sup>3</sup>, SO<sub>2</sub>NH<sub>2</sub>, SO<sub>2</sub>NH(C<sub>1-4</sub> alkyl), SO<sub>2</sub>N(C<sub>1-4</sub> alkyl)<sub>2</sub>, amino, C<sub>1-4</sub> alkylamino, di-(C<sub>1-4</sub> alkyl)amino, CONH<sub>2</sub>, CONH(C<sub>1-4</sub> alkyl), CON(C<sub>1-4</sub> alkyl)<sub>2</sub>, OC(O)R<sub>3</sub>, and phenyl optionally substituted with up to three substituents independently selected from halo, C<sub>1-4</sub> alkyl, hydroxy, OCH<sub>3</sub>, CF<sub>3</sub>, OCF<sub>3</sub>, CN, nitro, amino, mono- or di-(C<sub>1-4</sub> alkyl)amino, CO<sub>2</sub> H, CO<sub>2</sub> (C<sub>1-4</sub> alkyl) and CONH<sub>2</sub>,

(c-5) a monocyclic aromatic group as defined in (d) and (e) above, said aromatic group being optionally substituted with up to three substituents independently selected from

(c-5-1) halo, C<sub>1-8</sub> alkyl, C<sub>1-4</sub> alkyl-OH, hydroxy, C<sub>1-8</sub> alkoxy, CF<sub>3</sub>, OCF<sub>3</sub>, CN, nitro, S(O)<sub>m</sub>R<sup>3</sup>, amino, mono- or di-(C<sub>1-4</sub> alkyl)amino, CONH<sub>2</sub>, CONH(C<sub>1-4</sub> alkyl), CON(C<sub>1-4</sub> alkyl)<sub>2</sub>, CO<sub>2</sub> H and CO<sub>2</sub> (C<sub>1-4</sub> alkyl), and -Y-phenyl, said phenyl being optionally substituted with up to three substituents independently selected halogen, C<sub>1-4</sub> alkyl, hydroxy, C<sub>1-4</sub> alkoxy, CF<sub>3</sub>, OCF<sub>3</sub>, CN, nitro, S(O)<sub>m</sub>R<sup>3</sup>, amino, mono- or di-(C<sub>1-4</sub> alkyl)amino, CO<sub>2</sub> H, CO<sub>2</sub> (C<sub>1-4</sub> alkyl), CONH<sub>2</sub>, CONH(C<sub>1-4</sub> alkyl) and CON(C<sub>1-4</sub> alkyl)<sub>2</sub>,

(c-6) a group of the following formula:



**X is** halo, C<sub>1-4</sub> alkyl, hydroxy, C<sub>1-4</sub> alkoxy, halosubstituted C<sub>1-4</sub> alkoxy, S(O)<sub>m</sub>R<sup>3</sup>,

amino, mono- or di-(C<sub>1-4</sub> alkyl)amino, NHSO<sub>2</sub> R<sup>3</sup>, nitro, halosubstituted C<sub>1-4</sub> alkyl, CN, CO<sub>2</sub> H, CO<sub>2</sub> (C<sub>1-4</sub> alkyl), C<sub>1-4</sub> alkyl-OH, C<sub>1-4</sub> alkylOR<sup>3</sup>, CONH<sub>2</sub>, CONH(C<sub>1-4</sub> alkyl) or CON(C<sub>1-4</sub> alkyl)<sub>2</sub>;

**R<sup>3</sup> is** C<sub>1-4</sub> alkyl or halosubstituted C<sub>1-4</sub> alkyl;

5 **m is** 0, 1 or 2; **n is** 0, 1, 2 or 3; **p is** 1, 2, 3, 4 or 5; **q is** 2 or 3;

**Z is** oxygen, sulfur or NR<sup>4</sup>; and

**R<sup>4</sup> is** hydrogen, C<sub>1-6</sub> alkyl, halosubstituted C<sub>1-4</sub> alkyl or -Y-phenyl, said phenyl being optionally substituted with up to two substituents independently selected from halo, C<sub>1-4</sub> alkyl, hydroxy, C<sub>1-4</sub> alkoxy, S(O)<sub>m</sub>R<sup>3</sup>, amino, mono- or di-(C<sub>1-4</sub> alkyl)amino, CF<sub>3</sub>, OCF<sub>3</sub>, CN and nitro;

10

**with the proviso that** a group of formula -Y-Q is not methyl or ethyl when X is hydrogen; L is oxygen; R<sup>1</sup> is hydrogen; and R<sup>2</sup> is acetyl.

The indole compounds of the present invention exhibit inhibition of COX activity. Preferably compounds of this invention exhibit inhibitory activity against  
15 COX-2, with more preferable compounds having COX-2 selectivity.

Accordingly, the present invention also provides a pharmaceutical composition, useful for the treatment of a medical condition in which prostaglandins are implicated as pathogens, which comprises a compound of the formula (I): wherein L, Y, X, Q, R<sup>1</sup>, R<sup>2</sup>, R<sup>3</sup>, R<sup>4</sup>, R<sup>5</sup>, m, n, p, q and z are as defined above, and the pharmaceutically  
20 acceptable salts thereof.

Further, the present invention provides a method for the treatment of a medical condition in which prostaglandins are implicated as pathogens, in a mammalian subject, which comprises administering to said subject a therapeutically effective amount of said pharmaceutical composition.

25 The medical conditions in which prostaglandins are implicated as pathogens, include the relief of pain, fever and inflammation of a variety of conditions including rheumatic fever, symptoms associated with influenza or other viral infections, common cold, low back and neck pain, dysmenorrhea, headache, toothache, sprains and strains, myositis, neuralgia, synovitis, arthritis including rheumatoid arthritis, degenerative  
30 joint disease (osteoarthritis), gout and ankylosing spondylitis, bursitis, burns, injuries following surgical and dental procedures.

The compounds and pharmaceutical composition of this invention may inhibit cellular neoplastic transformations and metastatic tumor growth and thus may be used in the treatment of cancer. The compounds and pharmaceutical composition of this invention were used in the treatment and/or prevention of cyclooxygenase-mediated proliferation disorders such as which occur in diabetic retinopathy and tumor angiogenesis.

The compounds and pharmaceutical composition of this invention may be of use in the treatment of dysmenorrhea, premature labor, asthma and eosinophil related disorders, use in the treatment of Alzheimer's disease, and for the treatment of bone loss (treatment of osteoarthritis) by their ability to inhibit prostanoiod-induced smooth muscle contraction by preventing the synthesis of contractile prostanoids.

Furthermore, such compounds and pharmaceutical compositions which show specificity for COX-2 over COX-1, will prove useful as an alternative to conventional NSAIDs particularly where such NSAIDs may be contra-indicated such as in patients with peptic ulcers, gastritis, regional enteritis, ulcerative colitis, diverticulitis or with a redurrent history of GI lesions, GI bleeding, coagulation disorders including anemia such as hypoprothrombinemia, haemophilia or other bleeding problems; kidney disease; prior to surgery of taking of anticoagulants.

#### **Detailed Disclosure of the Invention**

As used herein, " halo" is fluoro, chloro, bromo or iodo.

As used herein, the term " alkyl" means straight or branched chain saturated radicals of 1 to 22 carbon atoms, including, but not limited to methyl, ethyl, *n*-propyl, *isopropyl*, *n*-butyl, *iso*-butyl, *secondary*-butyl, *tertiary*-butyl, pentyl, hexyl, octyl, nonyl, undecyl, dodecyl, tridecyl, tetradecyl, pentadecyl, eicosyl, and the like.

As used herein, the term " halosubstituted alkyl" refers to an alkyl radical as described above substituted with one or more halogens included, but not limited to, chloromethyl, fluoromethyl, difluoromethyl, trifluoromethyl, 2,2,2-trichloroethyl, and the like.

As used herein, the term " alkenyl" means straight or branched chain unsaturated radicals of 2 to 22 carbon atoms, including, but not limited to 1-ethenyl, 1-propenyl, 2-propenyl, 1-butenyl, 2-butenyl, 2-methyl-1-propenyl and the like.

As used herein, the term " cycloalkyl" means carbocyclic radicals, of 3 to 8 carbon atoms, including, but not limited to cyclopropyl, cyclobutyl, cyclopentyl, cyclohexyl, and the like.

As used herein, the term " cycloalkenyl" means carbocyclic unsaturated radicals,  
5 of 3 to 8 carbon atoms, including, but not limited to cyclopropenyl, cyclobutenyl, cyclopentenyl, cyclohexenyl, and the like.

As used herein, a monocyclic aromatic group of 5 atoms (in the ring) usually has one heteroatom selected from O, S and N (in the ring). In addition to said heteroatom, the monocyclic aromatic group may optionally have up to three N atoms (in the ring).  
10 For example, the monocyclic group of 5 atoms includes thienyl, furyl, thiazolyl (e.g., 1,3-thiazolyl), imidazolyl, pyrrolyl, oxazolyl (e.g., 1,3-oxazolyl, 1,2-oxazolyl), thiazolyl (e.g., 1,2-thiazolyl), pyrazolyl, tetrazolyl, triazolyl (e.g., 1,2,3-triazolyl, 1,2,4-triazolyl), oxadiazolyl (e.g., 1,2,3-oxadiazolyl), thiadiazolyl (e.g., 1,3,4-thiadiazolyl), isothiazolyl and the like.

15 As used herein, a monocyclic aromatic group of 6 atoms (in the ring) usually has one heteroatom which is N (in the ring). In addition to said heteroatom, the monocyclic aromatic group may optionally have up to three N atoms (in the ring). For example, the monocyclic group of 6 atoms includes pyridyl, pyrazinyl, pyrimidinyl, pyridazinyl, triazinyl (e.g., 1,3,5-triazinyl), tetrazinyl, and the like.

20 Preferred compounds of this invention are those of the formula (I) wherein

**Y is** a direct bond, methylene or ethylene;

**Q is** (a) C<sub>1-6</sub> alkyl or halosubstituted C<sub>1-6</sub> alkyl, said alkyl being optionally substituted with up to two substituents independently selected from hydroxy, C<sub>1-4</sub>alkoxy, amino and mono- or di-(C<sub>1-4</sub>alkyl)amino,

25 (b) C<sub>3-7</sub> cycloalkyl optionally substituted with up to two substituents independently selected from hydroxy, C<sub>1-4</sub> alkyl and C<sub>1-4</sub> alkoxy,

(c) phenyl or naphthyl, said phenyl or naphthyl being optionally substituted with up to four substituents independently selected from

30 (c-1) halo, C<sub>1-4</sub> alkyl, halosubstituted C<sub>1-4</sub> alkyl, hydroxy, C<sub>1-4</sub> alkoxy, halosubstituted C<sub>1-4</sub> alkoxy, S(O)<sub>m</sub>R<sup>3</sup>, SO<sub>2</sub> NH<sub>2</sub>, SO<sub>2</sub> N(C<sub>1-4</sub> alkyl)<sub>2</sub> , amino, mono- or di-(C<sub>1-4</sub> alkyl)amino,

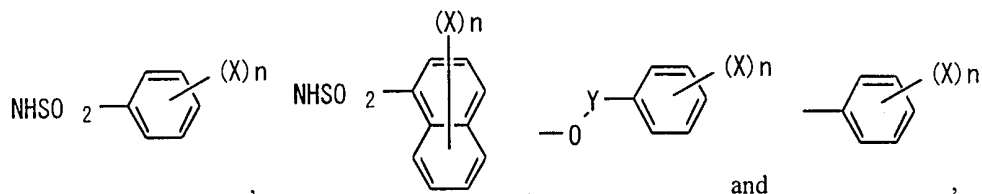
NHSO<sub>2</sub>R<sup>3</sup>, NHC(O)R<sup>3</sup>, CN, CO<sub>2</sub> H, CO<sub>2</sub> (C<sub>1-4</sub> alkyl), C<sub>1-4</sub> alkyl-OH, C<sub>1-4</sub> alkylOR<sup>3</sup>, CONH<sub>2</sub>, CONH(C<sub>1-4</sub> alkyl) and CON(C<sub>1-4</sub> alkyl)<sub>2</sub>,

- (d) a monocyclic aromatic group of 5 atoms, said aromatic group having one heteroatom selected from O, S and N and optionally containing an N atom in addition to said heteroatom, and said aromatic group being substituted with up to three substituents independently selected from
- (d-1) halo, C<sub>1-4</sub> alkyl, halosubstituted C<sub>1-4</sub> alkyl, hydroxy, C<sub>1-4</sub> alkoxy, halosubstituted C<sub>1-4</sub> alkoxy, S(O)<sub>m</sub>R<sup>3</sup>, SO<sub>2</sub> NH<sub>2</sub>, SO<sub>2</sub> N(C<sub>1-4</sub> alkyl)<sub>2</sub>, amino, mono- or di-(C<sub>1-4</sub> alkyl)amino, NHSO<sub>2</sub> R<sup>3</sup>, NHC(O)R<sup>3</sup>, CN, CO<sub>2</sub> H, CO<sub>2</sub> (C<sub>1-4</sub> alkyl), C<sub>1-4</sub> alkylOH, C<sub>1-4</sub> alkylOR<sup>3</sup>, CONH<sub>2</sub>, CONH(C<sub>1-4</sub> alkyl), CON(C<sub>1-4</sub> alkyl)<sub>2</sub>, phenyl, and mono-, di- or tri-substituted phenyl wherein the substituent is independently selected from halo, CF<sub>3</sub>, C<sub>1-4</sub> alkyl, hydroxy, C<sub>1-4</sub> alkoxy, OCF<sub>3</sub>, SR<sub>3</sub>, SO<sub>2</sub> CH<sub>3</sub>, SO<sub>2</sub> NH<sub>2</sub>, amino, mono- or di-(C<sub>1-4</sub> alkyl)amino and NHSO<sub>2</sub> R<sup>3</sup>,
- (e) a monocyclic aromatic group of 6 atoms, said aromatic group having one heteroatom which is N and optionally containing one or two N atoms in addition to said heteroatom, and said aromatic group being substituted with up to three substituents independently selected from the above group (d-1);

**R<sup>1</sup> is** hydrogen or C<sub>1-6</sub> alkyl optionally substituted with a substituent selected independently from hydroxy, OR<sup>3</sup>, nitro, amino, mono- or di-(C<sub>1-4</sub> alkyl)amino and CO<sub>2</sub> H;

- R<sup>2</sup> is** (a) hydrogen,  
 (b) C<sub>1-4</sub> alkyl,  
 (c) C(O)R<sup>5</sup> wherein R<sup>5</sup> is selected from
- (c-1) C<sub>1-17</sub> alkyl or C<sub>2-17</sub> alkenyl, said alkyl or alkenyl being optionally substituted with up to four substituents independently selected from
- (c-1-1) halo, hydroxy, OR<sub>3</sub>, S(O)<sub>m</sub>R<sup>3</sup>, nitro, amino, mono- or di-

(C<sub>1-4</sub> alkyl)amino, NHSO<sub>2</sub> R<sup>3</sup>, CO<sub>2</sub> H, CO<sub>2</sub> (C<sub>1-4</sub> alkyl), CONH<sub>2</sub>, CONH(C<sub>1-4</sub> alkyl), CON(C<sub>1-4</sub> alkyl)<sub>2</sub>, OC(O)R<sup>3</sup>, and groups of the following formulae:



5

(c-2) C<sub>1-17</sub> alkyl or C<sub>2-17</sub> alkenyl, said alkyl or alkenyl being optionally substituted with five to twenty halogen atoms,

(c-3) -Y-C<sub>3-7</sub> cycloalkyl or -Y-C<sub>3-7</sub> cycloalkenyl, said cycloalkyl or cycloalkenyl being optionally substituted with a substituent independently selected from C<sub>1-4</sub> alkyl, hydroxy and OR<sup>3</sup>,

10

(c-4) phenyl or naphthyl, said phenyl or naphthyl being optionally substituted with up to three substituents independently selected from halo, C<sub>1-8</sub> alkyl, C<sub>1-4</sub> alkyl-OH, hydroxy, C<sub>1-8</sub> alkoxy, halosubstituted C<sub>1-8</sub> alkyl, halosubstituted C<sub>1-8</sub> alkoxy, CN, nitro, amino and mono- or di-(C<sub>1-4</sub> alkyl)amino,

15

(c-5) a monocyclic aromatic group as defined in (d) and (e) above, said aromatic group being optionally substituted with up to three substituents independently selected from halo, C<sub>1-8</sub> alkyl, C<sub>1-4</sub> alkyl OH, hydroxy, C<sub>1-8</sub> alkoxy, CF<sub>3</sub>, OCF<sub>3</sub>, CN, nitro, amino and mono- or di-(C<sub>1-4</sub> alkyl)amino,

20

(c-6) tetrahydrofuryl, tetrahydropyrrolyl, tetrahydrothienyl or 1-methyl-tetrahydropyrrolyl;

**X** is halo, C<sub>1-4</sub> alkyl, hydroxy, C<sub>1-4</sub> alkoxy, halosubstituted C<sub>1-4</sub> alkoxy, amino, mono- or di-(C<sub>1-4</sub> alkyl)amino, NHSO<sub>2</sub>R<sup>3</sup>, nitro, halosubstituted C<sub>1-4</sub> alkyl, CN or CO<sub>2</sub> H; and

25

**R<sup>3</sup>** is C<sub>1-4</sub> alkyl or halosubstituted C<sub>1-4</sub> alkyl.

Further preferred compounds of this invention are those of the formula (I) wherein **L** is oxygen; **Y** is a direct bond or methylene;

- Q is**
- (b) C<sub>3-7</sub> cycloalkyl optionally substituted with C<sub>1-4</sub> alkyl or C<sub>1-4</sub> alkoxy,
  - (c) phenyl or naphthyl, said phenyl or naphthyl being optionally substituted with up to three substituents independently selected from
    - (c-1) halo, C<sub>1-4</sub> alkyl, halosubstituted C<sub>1-4</sub> alkyl, hydroxy,
    - 5 C<sub>1-4</sub> alkoxy, halosubstituted C<sub>1-4</sub> alkoxy, amino, mono- or di-(C<sub>1-4</sub> alkyl)amino, CN, CO<sub>2</sub>H and -SR<sub>3</sub>,
  - (d) a monocyclic aromatic group of 5 atoms, said aromatic group having one heteroatom selected from O, S or N and optionally containing an N atom in addition to said heteroatom, and said aromatic group being substituted with up to three substituents independently selected from
    - 10 (d-1) halo, C<sub>1-4</sub> alkyl, halosubstituted C<sub>1-4</sub> alkyl, hydroxy, C<sub>1-4</sub> alkoxy, halosubstituted C<sub>1-4</sub> alkoxy, amino, mono- or di-(C<sub>1-4</sub> alkyl)amino and C<sub>1-4</sub> alkyl-OH,
  - (e) a monocyclic aromatic group of 6 atoms, said aromatic group having one heteroatom which is N and optionally containing an N atom in addition to said heteroatom, and said aromatic group being substituted with up to three substituents independently selected from the above group (d-1);
- R<sup>1</sup> is** hydrogen or C<sub>1-4</sub> alkyl;
- R<sup>2</sup> is**
- (a) hydrogen,
  - 20 (c) C(O)R<sup>5</sup> wherein R<sup>5</sup> is selected from
    - (c-1) C<sub>1-8</sub> alkyl or C<sub>2-8</sub> alkenyl, said alkyl or alkenyl being optionally substituted with up to three substituents independently selected from
      - 25 (c-1-1) halo, hydroxy, OR<sub>3</sub>, SOR<sup>3</sup>, nitro, amino, mono- or di-(C<sub>1-4</sub> alkyl)amino, NHSO<sub>2</sub> R<sup>3</sup>, CO<sub>2</sub>H, CO<sub>2</sub>(C<sub>1-4</sub> alkyl), CONH<sub>2</sub>, CONH(C<sub>1-4</sub> alkyl), CON(C<sub>1-4</sub> alkyl)<sub>2</sub> and OC(O)R<sup>3</sup>,
    - (c-2) C<sub>1-8</sub> alkyl or C<sub>2-8</sub> alkenyl, said alkyl or alkenyl being optionally substituted with five to seventeen halogen atoms,
    - 30 (c-3) -Y-C<sub>3-7</sub> cycloalkyl or -Y-C<sub>3-7</sub> cycloalkenyl, said cycloalkyl or cycloalkenyl being optionally substituted with a substituent

independently selected independently from C<sub>1-4</sub> alkyl, hydroxy and OR<sup>3</sup>,

- (c-4) phenyl optionally substituted with up to three substituents independently selected from halo, C<sub>1-4</sub> alkyl and hydroxy,
- 5 (c-5) heteroaryl selected from pyridyl, quinolyl, thienyl, thiazolyl, pyrimidyl and indolyl, said heteroaryl being optionally substituted with up to two substituents independently selected from halo, C<sub>1-4</sub> alkyl, hydroxy, C<sub>1-4</sub> alkoxy and CF<sub>3</sub>,
- (c-6) tetrahydrofuryl or tetrahydrothienyl;

- 10 **X is** halo, C<sub>1-4</sub> alkyl, hydroxy, C<sub>1-4</sub> alkoxy, amino, nitro or CN; and  
**R<sup>3</sup> is** C<sub>1-3</sub> alkyl or CF<sub>3</sub>.

Further preferred compounds of this invention are those of the formula (I) wherein **Y is** a direct bond;

- Q is** phenyl, cyclohexyl optionally substituted with methyl, ethyl or methoxy, or a  
 15 monocyclic aromatic group selected from pyridyl, pyrazinyl, thienyl, furyl, thiazolyl, imidazolyl and pyrrolyl, said phenyl or aromatic group being optionally substituted with up to two substituents independently selected from halo, methyl, methoxy, amino and hydroxymethyl,

**R<sup>1</sup> is** hydrogen or methyl;

- 20 **R<sup>2</sup> is** (a) hydrogen,  
 (c) C(O)R<sup>5</sup> wherein R<sup>5</sup> is selected from
- (c-1) C<sub>1-6</sub> alkyl optionally substituted with up to two substituents independently selected from hydroxy, OR<sup>3</sup>, SOR<sup>3</sup>, nitro, amino, mono- or di-(C<sub>1-4</sub> alkyl)amino, NHSO<sub>2</sub> R<sup>3</sup>, CO<sub>2</sub> H, CO<sub>2</sub> (C<sub>1-4</sub> alkyl),  
 25 CONH<sub>2</sub>, CONH(C<sub>1-4</sub> alkyl), CON(C<sub>1-4</sub> alkyl)<sub>2</sub>, OC(O)R<sup>3</sup> and phenyl,
- (c-2) trifluoromethyl or trichloromethyl,  
 (c-3) cyclopropyl or cyclohexyl,  
 (c-4) phenyl or halophenyl,
- 30 (c-5) thienyl,  
 (c-6) tetrahydrofuryl;

**X** is chloro, fluoro or cyano; and **R<sup>3</sup>** is methyl, ethyl, propyl or CF<sub>3</sub>.

Further preferred compounds of this invention are those of the formula (I) wherein **Y** is a direct bond;

**Q** is phenyl, 3-methoxyphenyl, 3-methylphenyl, 2-chlorophenyl, 3-chlorophenyl, 3-bromophenyl, 2-pyridyl, 4-chloro-2-pyridyl, 4-methyl-2-pyridyl, 4-methoxy-2-pyridyl, 2-pyrazinyl, cyclohexyl, 3-methyl-cyclohexyl, 3-NH<sub>2</sub>-phenyl, 3-methylcyclohexyl, 3-hydroxymethyl-2-furyl or 3-fluorophenyl;

**R<sup>1</sup>** is hydrogen or methyl;

**R<sup>2</sup>** is hydrogen, CH<sub>3</sub>-C(O)-, (CH<sub>3</sub>)<sub>2</sub> C(O)-, phenyl-C(O)-, C<sub>2</sub>H<sub>5</sub>-C(O)-, C<sub>3</sub>H<sub>7</sub>-C(O)-, cyclohexyl-C(O)-, (CH<sub>3</sub>)<sub>2</sub>CH-CH<sub>2</sub>-C(O)-, cyclopropyl-C(O)-, CH<sub>3</sub>-O-CH<sub>2</sub>-C(O)-, 2-chlorophenyl-C(O)-, C<sub>2</sub>H<sub>5</sub>-O-C(O)-CH<sub>2</sub>-C(O)-, (CH<sub>3</sub>)<sub>2</sub>CH-C(O)-, 2-tetrahydrofuryl-C(O)-, (CH<sub>3</sub>O)(CH<sub>3</sub>)C-C(O)-, CF<sub>3</sub>-CH<sub>2</sub>-C(O)-, cyclopropyl-CH<sub>2</sub>-C(O)-, CH<sub>3</sub>S-CH<sub>2</sub>-C(O)-, (CH<sub>3</sub>)<sub>2</sub> N-CH<sub>2</sub>-C(O)- or (CH<sub>3</sub>)<sub>2</sub>C(OH)-C(O)-;

**X** is 6-chloro, 6-fluoro, 6-cyano or 6-nitro; and **n** is 1.

Preferred individual compounds of this invention are:

3-amino-2-benzoyl-6-chloroindole; 3-acetylamino-2-benzoyl-6-chloroindole;  
 2-benzoyl-6-chloro-3-(isobutyrylamino)indole; 3-(benzamido)-2-benzoyl-6-chloroindole; 2-benzoyl-6-chloro-3-(propionylamino)indole; 2-benzoyl-3-(butyrylamino)-6-chloroindole; 2-benzoyl-6-chloro-3-(cyclohexylcarboxamido)indole;  
 2-benzoyl-6-chloro-3-(isovalerylamino)indole; 2-benzoyl-6-chloro-3-(cyclopropylcarboxamido)indole; 2-benzoyl-6-chloro-3-(methoxyacetylamino)indole;  
 3-amino-6-chloro-2-(3-methoxybenzoyl)indole; 3-acetylamino-6-chloro-2-(3-methoxybenzoyl)indole; 3-amino-6-chloro-2-(3-methylbenzoyl)indole;  
 3-acetylamino-6-chloro-2-(3-methylbenzoyl)indole; 6-chloro-2-(3-methylbenzoyl)-3-(propionylamino)indole; 6-chloro-3-(methoxyacetylamino)-2-(3-methylbenzoyl)indole;  
 3-amino-6-chloro-2-(3-chlorobenzoyl)indole; 3-acetylamino-6-chloro-2-(3-chlorobenzoyl)indole; 6-chloro-2-(3-chlorobenzoyl)-3-(propionylamino)indole;  
 3-(butyrylamino)-6-chloro-2-(3-chlorobenzoyl)indole; 6-chloro-2-(3-chlorobenzoyl)-3-(isovalerylamino)indole; 6-chloro-2-(3-chlorobenzoyl)-3-(methoxyacetylamino)indole;  
 3-acetylamino-6-chloro-2-(3-fluorobenzoyl)indole; 3-amino-2-(3-bromobenzoyl)-6-chloroindole; 3-acetylamino-2-(3-bromobenzoyl)-6-chloroindole; 2-benzoyl-6-chloro-

- 3-(2-chlorobenzamido)indole; 2-benzoyl-6-chloro-3-[(3-ethoxycarbonyl)propionylamino] indole; (s)-(+)-2-benzoyl-6-chloro-3-[(2-hydroxypropionyl)amino]indole; 3-amino-6-chloro-2-(4-chloropyridine-2-carbonyl)indole; 3-acetylamino-6-chloro-2-(4-chloropyridine-2-carbonyl)indole;
- 5 3-amino-6-chloro-2-(4-methylpyridine-2-carbonyl)indole; 3-acetylamino-6-chloro-2-(4-methylpyridine-2-carbonyl)indole; 3-amino-6-chloro-2-(4-methoxypyridine-2-carbonyl)indole; 3-acetylamino-6-chloro-2-(4-methoxypyridine-2-carbonyl)indole; 6-chloro-3-isovaleryl-amino-2-(4-methoxypyridine-2-carbonyl)indole; 3-acetylamino-6-chloro-2-(pyrazine-2-carbonyl)indole; 3-acetylamino-6-chloro-2-
- 10 (cyclohexanecarbonyl)indole; 3-acetylamino-2-benzoyl-6-fluoroindole; 3-acetylamino-2-benzoyl-6-cyanoindole; 2-benzoyl-6-chloro-3-[(2-tetrahydrofuryl)carboxamido]indole; 2-benzoyl-6-chloro-3-[(2-methoxypropionyl)amino]indole; 2-benzoyl-6-chloro-3-(3,3,3-trifluoropropionylamino)indole; 2-benzoyl-6-chloro-3-
- 15 (cyclopropaneacetylamino)indole; 2-benzoyl-6-chloro-3-(methylthioacetylamino)indole; 2-benzoyl-6-chloro-3-[(N,N-dimethylaminoacetyl)amino]indole; 3-amino-6-chloro-2-(pyridine-2-carbonyl)indole; 3-acetylamino-6-chloro-2-(pyridine-2-carbonyl)indole; 3-acetylamino-2-(3-aminobenzoyl)-6-chloroindole hydrochloride; 3-acetylamino-6-chloro-2-(3-
- 20 methylcyclohexylcarbonyl)indole; 3-(N-acetyl-N-methylamino)-6-chloro-2-(3-chlorobenzoyl)indole; 2-benzoyl-6-chloro-3-(N,N-dimethylamino)indole; 3-acetylamino-2-benzoyl-6-nitroindole; 3-acetylamino-6-chloro-2-(3-hydroxymethyl-2-furoyl)indole; 6-chloro-2-(4-chloropyridine-2-carbonyl)-3-(propionylamino)indole; 6-chloro-2-(4-chloropyridine-2-carbonyl)-3-(2-hydroxyisobutyrylamino)indole;
- 25 3-acetylamino-6-chloro-2-[2-(5-methylthiazoyl)]indole; 3-(2-acetoxyisobutyrylamino)-6-chloro-2-(4-chloropyridine-2-carbonyl)indole; 6-chloro-2-(4-chloropyridine-2-carbonyl)-3-(isovaleryl-amino)indole; 6-chloro-2-(4-chloropyridine-2-carbonyl)-3-[[S]-2-hydroxypropionyl]amino]indole; 3-(N-acetyl-N-methylamino)-6-chloro-2-(4-chloropyridine-2-carbonyl)indole; and 2-(4-aminopyridine-2-carbonyl)-6-chloro-3-
- 30 (propionylamino)indole hydrochloride.

More preferred individual compounds are:

- 3-acetylamino-2-benzoyl-6-chloroindole; 2-benzoyl-6-chloro-3-(isovaleryl-amino)indole; 3-acetylamino-6-chloro-2-(3-methylbenzoyl)indole; 3-acetylamino-6-chloro-2-(3-chlorobenzoyl)indole; 6-chloro-2-(3-chlorobenzoyl)-3-(propionyl-amino)indole; 3-acetylamino-6-chloro-2-(4-chloropyridine-2-carbonyl)indole; 3-acetylamino-6-chloro-2-(4-methylpyridine-2-carbonyl)indole; 2-benzoyl-6-chloro-3-(methylthioacetyl-amino)indole; 6-chloro-2-(4-chloropyridine-2-carbonyl)-3-(propionyl-amino)indole; 3-acetylamino-6-chloro-2-(3-hydroxymethyl-2-furoyl)indole; and 6-chloro-2-(4-chloropyridine-2-carbonyl)-3-(2-hydroxyisobutyl-amino)indole;
- 10 3-acetylamino-6-chloro-2-[2-(5-methylthiazoyl)]indole.

Most preferred individual compounds are:

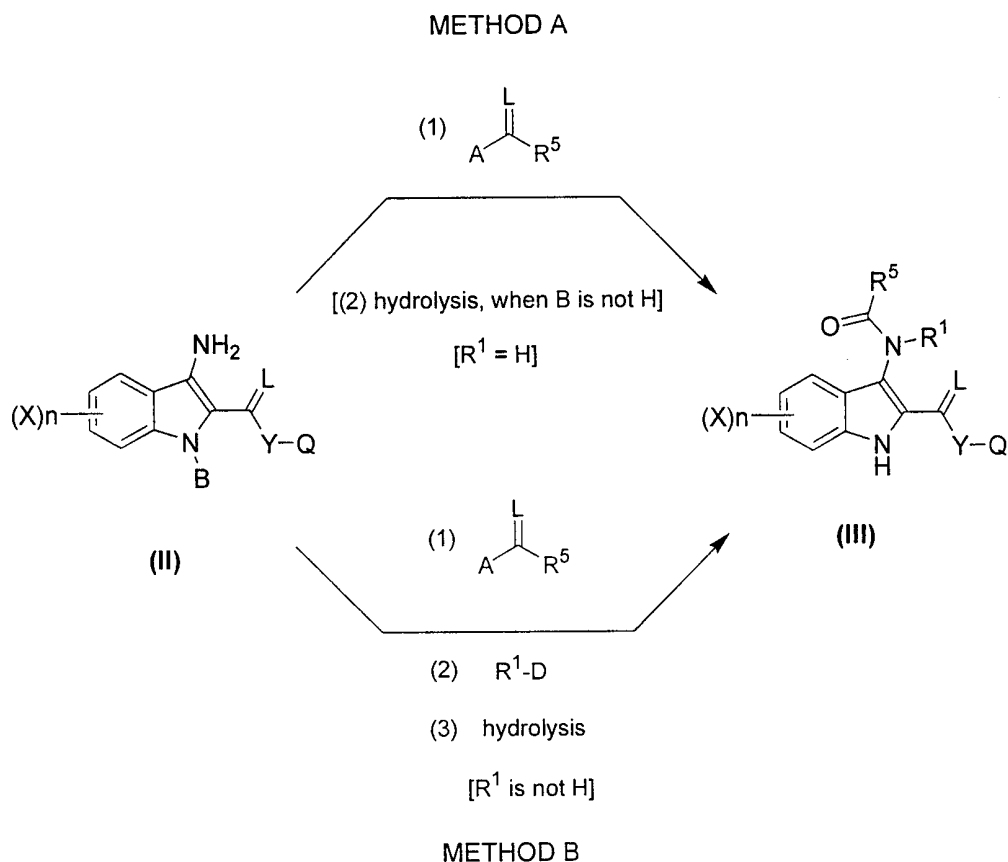
- 3-acetylamino-2-benzoyl-6-chloroindole; 2-benzoyl-6-chloro-3-(isovaleryl-amino)indole; 3-acetylamino-6-chloro-2-(3-methylbenzoyl)indole; 3-acetylamino-6-chloro-2-(3-chlorobenzoyl)indole; 6-chloro-2-(3-chlorobenzoyl)-3-(propionyl-amino)indole; 3-acetylamino-6-chloro-2-(4-methylpyridine-2-carbonyl)indole; 2-benzoyl-6-chloro-3-(methylthioacetyl-amino)indole; 6-chloro-2-(4-chloropyridine-2-carbonyl)-3-(propionyl-amino)indole; and 6-chloro-2-(4-chloropyridine-2-carbonyl)-3-(2-hydroxyisobutyl-amino)indole.
- 15

### General Synthesis

- 20 A compound of general formula (I) may be prepared by any synthetic procedure applicable to structure-related compounds known to those skilled in the art. The following representative examples as described hereinafter are illustrative of the invention in which, unless otherwise stated, L, Q, X, Y, R<sup>1</sup>, R<sup>2</sup>, R<sup>3</sup>, R<sup>4</sup>, R<sup>5</sup>, Z, m, n, p, q and n are as defined herein before.

### 25 Scheme 1

In one embodiment, a compound of the formula (III) is prepared according to the reaction steps outlined in Scheme 1. The compounds of the formula (III) corresponds to those of the formula (I) wherein R<sup>2</sup> is -C(O)-R<sup>5</sup>.



### Scheme 1

In the formula (II), B is hydrogen or a suitable protecting group, for example, methoxycarbonyl, ethoxycarbonyl, tert-butoxycarbonyl (Boc), benzyloxycarbonyl, phenylsulfonyl or p-toluenesulfonyl, or the like.

For example, in step 1 of Method A or Method B, a compound of formula (II) is reacted with a compound of formula A<sup>1</sup>-C(O)-O-C(O)-A<sup>2</sup> or R<sup>5</sup>C(O)-A wherein A<sup>1</sup> and A<sup>2</sup> are independently C<sub>1-4</sub> alkyl, or A<sup>1</sup> and A<sup>2</sup> together form C<sub>1-4</sub> alkylenes or C<sub>2-4</sub> alkenylene, and A is defined such that the compound of R<sup>5</sup>C(O)-A is, for example, a carboxylic acid halide (ex., chloride and bromide), acyl halide, carboxylic acid, carboxylic acid ester (ex., R<sup>5</sup>C(O)-O-C<sub>1-4</sub> alkyl and R<sup>5</sup>C(O)-O-aryl [an example of the aryl is phenyl, naphthyl, furyl and thienyl], a carboxylic acid anhydride, or the like. In the instant example, when a compound of formula R<sup>5</sup>C(O)-A is, for example, a carboxylic acid halide (ex., chloride and bromide) or carboxylic acid anhydride the reactants may be heated together in the absence or presence of a reaction inert solvent.

Preferred reaction inert solvents include, but are not limited to, benzene, toluene, xylene, *o*-dichlorobenzene, nitrobenzene, 1,2-dichloroethane, or the like. Preferably, the reaction conducted in the presence of base. A preferred base is selected from, for example, but not limited to, an alkali or alkaline earth metal hydroxide, alkoxide, carbonate, or hydride, such as sodium hydroxide, potassium hydroxide, sodium methoxide, sodium ethoxide, potassium *tert*-butoxide, sodium carbonate, potassium carbonate, sodium hydride or potassium hydride, or an amine such as triethylamine, tributylamine, diisopropylethylamine, pyridine or dimethylaminopyridine in the presence or absence of a reaction inert solvent.

10 Preferred reaction inert solvents include, but are not limited to, benzene, toluene, xylene, *o*-dichlorobenzene, nitrobenzene, pyridine, dichloromethane, 1,2-dichloroethane, tetrahydrofuran, or mixtures thereof.

Reaction temperatures are generally in the range of -100 to 250 °C, preferably in the range of 0 to 150 °C, but if necessary, lower or higher temperature can be employed. Reaction times are, in general, from several minutes to a day, preferably from 20 minutes to 5 hours, however shorter or longer reaction times, if necessary, can be employed.

Alternatively, when a compound of formula  $R^5C(O)-A$  is, for example, a carboxylic acid the intermediate amide obtained from step 1 in either Method A or Method B can be readily prepared by treating the requisite carboxylic acid with a compound of formula (II) in the presence of a coupling reagent such as, but not limited to, 1-(dimethylaminopropyl)-3-ethylcarbodiimide (WSC),  $N,N'$ -dicyclohexylcarbodiimidazole (DCC), carbonyldiimidazole, cyanophosphonic acid diethyl ester, or the like. Preferred reaction inert solvents include, but are not limited to, acetone, acetonitrile, dichloromethane, 1,2-dichloroethane,  $N,N$ -dimethylformamide,  $N,N$ -dimethylacetamide, dimethylsulfoxide, dioxane, tetrahydrofuran or pyridine. Or, for example, under Mitsunobu-type reaction conditions. A suitable condensing reagent in the Mitsunobu reaction is a di-( $C_{1-4}$ )alkyl azodicarboxylate in the presence of a triarylphosphine, for example, diethyl azodicarboxylate in the presence of triphenylphosphine. Reaction inert solvents of choice include tetrahydrofuran, dichloromethane, dimethylformamide, benzene, toluene, or the like. The reaction

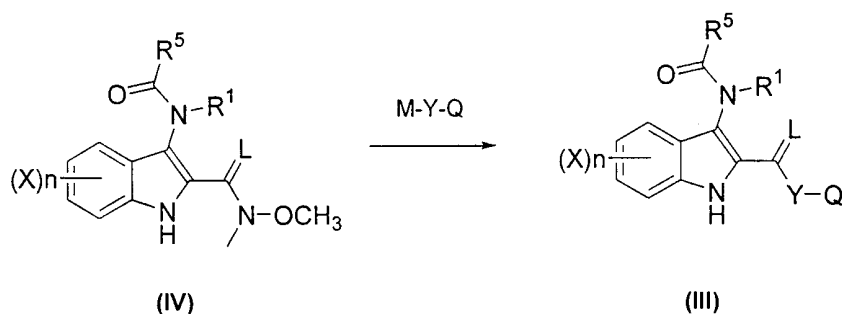
temperature is preferably in the range of 0 °C to reflux temperature of the solvent, e.g. 0 to 100 °C, but if necessary, temperatures lower or higher can be adopted. Reaction times are, in general, from several minutes to a day, preferably from 20 minutes to 5 hours, however shorter or longer reaction times, if necessary, can be employed.

5           In step 2 of Method B, the intermediate amide (the group B is a suitable protecting group as defined herein above) is reacted with a compound of formula R<sup>1</sup>-D wherein D is a selected from a suitable displaceable group, for example, a halo or sulfonyloxy group, for example, fluoro, chloro, bromo, iodo, trifluoromethanesulfonyloxy, methanesulfonyloxy, benzenesulfonyloxy or *p*-  
10    toluenesulfonyloxy group. Preferably, the instant reaction is conducted in the presence of a suitable base, for example, an alkali or alkaline earth metal alkoxide, carbonate, or hydride, such as, but not limited to, sodium methoxide, sodium ethoxide, potassium *tert*-butoxide, sodium carbonate, potassium carbonate, sodium hydride or potassium hydride. Preferred reaction inert solvents include, but are not limited to,  
15    acetone, acetonitrile, N,N-dimethylformamide, N,N-dimethylacetamide, dimethylsulfoxide, dioxane, tetrahydrofuran or pyridine. Reaction temperatures are preferably in the range of -100 to 250 °C, usually in the range of 0 °C to reflux temperature of solvent, but if necessary, lower or higher temperature can be employed. Reaction time is in general from several minutes to a day, preferably from 30 minutes  
20    to 5 hours, however shorter or longer reaction times, if necessary, can be employed.

          In step 2 of Method A or step 3 of Method B (the group B is a suitable protecting group as defined herein above) the group B may be removed by a number of standard procedures known to those skilled in the art (for example, see "Protection of the Amino Group", in *Protective Groups in Organic Synthesis*, 2nd Edition, T. W.  
25    Greene and P.G. M. Wuts, Ed., John Wiley and Sons, Inc. 1991, pp. 309-405).

### Scheme 2

A compound of formula (III) may also be prepared according to the reaction step outlined in Scheme 2.

**Scheme 2**

5            In Scheme 2, X, Y, Q, R<sup>1</sup>, R<sup>5</sup> and n are as defined herein before. The compound of formula (IV) (amide) is used for illustrative purposes only and is not meant to limit the scope of the present invention. Thus, for example, a compound of formula (IV) is treated with a compound of formula M-Y-Q in a reaction inert solvent. In a compound of formula M-Y-Q, M is defined such that compound of formula M-Y-Q is, for example, the corresponding Grignard or alkali metal reagent, for example, M

10            Q is, for example, the corresponding Grignard or alkali metal reagent, for example, M may be magnesium chloride (Q-Y-MgCl), magnesium bromide (Q-Y-MgBr), or magnesium iodide (Q-Y-MgI), lithium (Q-Y-Li), potassium (Q-Y-K) or sodium (Q-Y-Na). The suitable Grignard or alkali metal reagents may be readily prepared, *in situ*, prior to use from the appropriate starting materials by conventional methods known to those skilled in the art. Preferred reaction inert solvents include, but are not limited to,

15            diethyl ether, tetrahydrofuran, dimethoxyethane, dioxane, benzene, toluene, hexane or cyclohexane, or mixtures thereof. Reaction temperatures are preferably in the range of -100 to 150 °C, usually in the range of -70 °C to reflux temperature of solvent, preferably, -40 °C to room temperature, but if necessary, lower or higher temperature

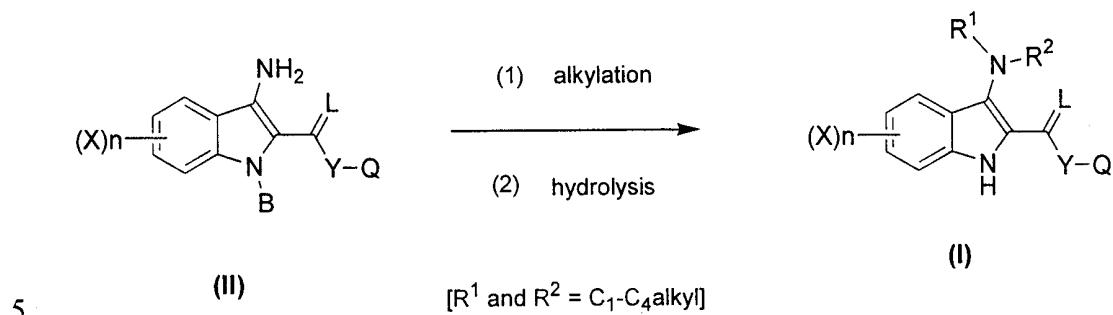
20            can be employed. Reaction time is in general from several minutes to a day, preferably from 30 minutes to 5 hours, however shorter or longer reaction times, if necessary, can be employed.

              The compound of formula (IV) is readily accessible by conventional synthetic methods known to those skilled in the art and, of which, are adequately described

25            within the accompanying non-limiting examples.

**Scheme 3**

In another embodiment, compounds of formula (I), wherein X, Y, Q and n are as defined as herein before, B is a suitable protecting group as herein before and R<sup>1</sup> and R<sup>2</sup> are both C<sub>1-4</sub>alkyl, are prepared according to the reaction steps outlined in Scheme 3.

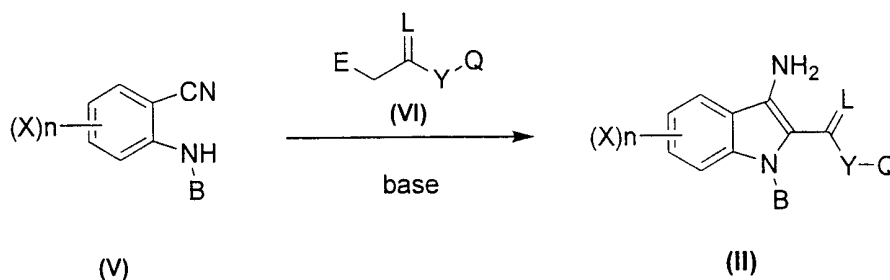


### Scheme 3

For example, a compound of formula (II) is reacted with a suitable  
 10 carbaldehyde (such as formaldehyde, acetaldehyde and propionaldehyde) in the  
 presence of a suitable reducing reagent such as, but not limited to, sodium  
 cyanoborohydride, sodium triacetoxyborohydride, 9-borabicyclo[3.3.1]nonane(9-BBN)  
 lithium triethylborohydride, or the like (P. C. Unangst, D. T. Connor and S. Russell  
 Stabler, *J. Heterocyclic Chem.*, **24**, 817 (1987); R.F. Borch and A. I. Hassid, *J. Org.*  
 15 *Chem.*, **37**, 1673 (1972)). Preferred reaction inert solvents include, but are not limited  
 to, acetic acid, N,N-dimethylformamide, N,N-dimethylacetamide, dimethylsulfoxide,  
 dioxane or tetrahydrofuran. Reaction temperatures are preferably in the range of -40  
 to 200 °C, usually in the range of 0 °C to reflux temperature of solvent, but if necessary,  
 lower or higher temperature can be employed. Reaction time is in general from  
 20 several minutes to a day, preferably from 30 minutes to 5 hours, however shorter or  
 longer reaction times, if necessary, can be employed.

### Scheme 4

A compound of formula (II) may be prepared by a number of synthetic  
 procedures known to those skilled in the art. The following representative examples  
 25 as described hereinafter are illustrative and are not meant to limit the scope of the  
 invention in anyway.



Scheme 4

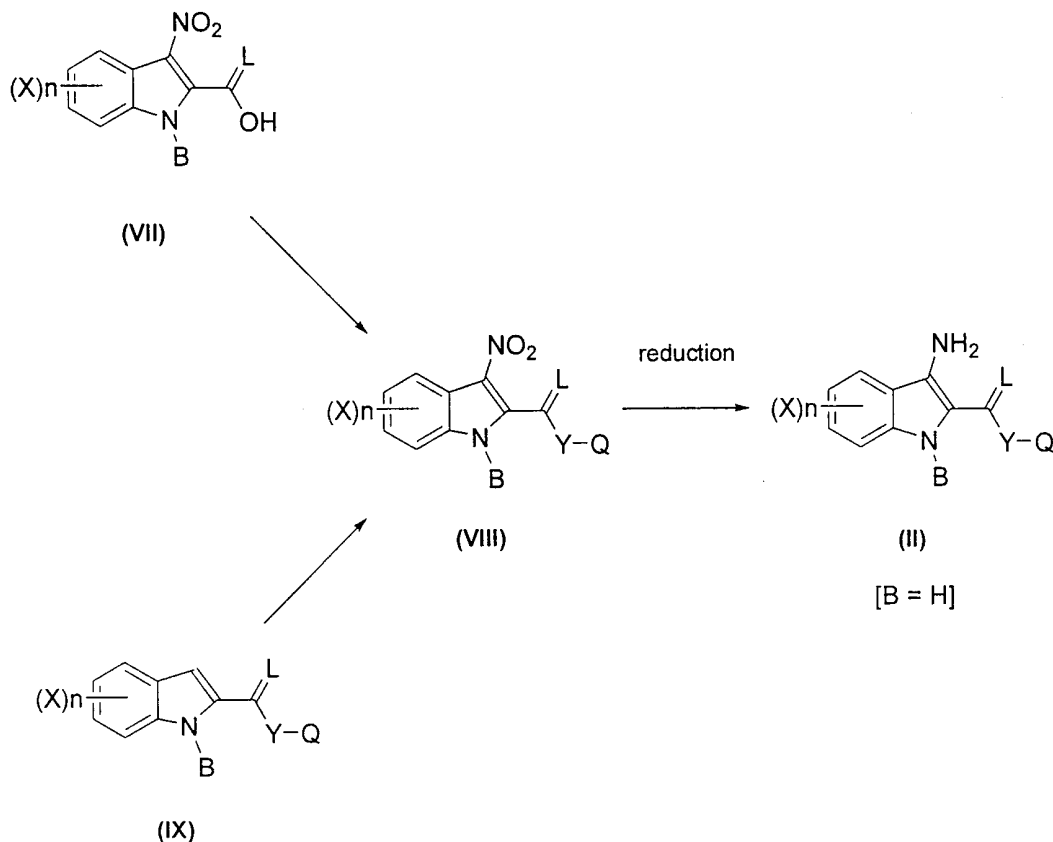
5

For example, a compound of formula (II), wherein B, X, Y, Q and n are as defined as herein before, is readily accessible from the appropriate 2-aminobenzonitrile (V) as illustrated in Scheme 4 (For example, see E. E. Garcia, L. E. Benjamin and R. Ian Fryer, *J. Heterocycl. Chem.*, **10**, 51 (1973)). Thus, the requisite 2-aminobenzonitrile (V) is reacted with a compound of formula (VI), wherein Y and Q are as defined as herein before and E is halogen, preferably, iodo, bromo or chloro, in the presence of a suitable base. A suitable base is, for example, an alkali or alkaline earth metal alkoxide, carbonate, or hydride, such as, but not limited to, sodium *tert*-butoxide, potassium *tert*-butoxide, sodium carbonate, potassium carbonate, sodium hydride or potassium hydride. Preferred reaction inert solvents include, but are not limited to, acetonitrile, N,N-dimethylformamide, N,N-dimethylacetamide, dimethylsulfoxide, dioxane or tetrahydrofuran. Reaction temperatures are preferably in the range of -40 to 250 °C, usually in the range of 0 °C to reflux temperature of solvent, but if necessary, lower or higher temperature can be employed. Reaction time is in general from several minutes to a day, preferably from 30 minutes to 5 hours, however shorter or longer reaction times, if necessary, can be employed.

**Scheme 5**

Alternatively, a compound of formula (II), wherein X, Y, Q and n are as defined as herein before and B is hydrogen, may be prepared according to the reaction steps depicted in Scheme 5.

25



Scheme 5

For example, the compound of formula (II) may be prepared from the requisite  
 5 nitro compound of formula (VIII) by reduction in the presence of suitable reducing  
 agent by conventional methods known to those skilled in the art. For example, tin (II)  
 chloride in ethanol (F. D. Bellamy and K. Ou, *Tetrahedron Lett.*, **25**, 839 (1984)), iron  
 - ammonium chloride in aqueous ethanol (K. Ramadas and N. Srinivasan, *Synth.*  
*Commun.*, **22**, 3189 (1992)), or zinc dust or iron in acetic acid (E. Wertheim, *Org.*  
 10 *Synth. Coll. Vol. 2.*, 160 (1943)), or by catalytic hydrogenolysis. Preferred catalysts  
 are, for example, palladium-on-charcoal or Raney-Nickel (C. F. H. Allen and J.  
 Vanallan, *Org. Synth. Coll. Vol. 3.*, 63 (1955)). The nitro compound of formula (VIII)  
 is readily accessible by conventional synthetic methods known to those skilled in the  
 art and, of which, are adequately described within the accompanying non-limiting  
 15 examples.

The starting material of the formulae II, IV, V, VI, VII and IX in the  
 aforementioned general syntheses may be obtained by conventional methods known to

those skilled in the art. The preparation of such starting materials is described within the accompanying non-limiting examples which are provided for the purpose of illustration only. Alternatively, requisite starting materials may be obtained by analogous procedures, or modifications thereof, to those described hereinafter.

5           The products which are addressed in the aforementioned general syntheses and illustrated in the experimental examples described herein after may be isolated by standard methods and purification can be achieved by conventional means known to those skilled in the art, such as distillation, crystallization or chromatography techniques.

10           The compounds of the present invention which contain one or more double bonds and/or asymmetric centers are capable of existing in various stereoisomeric forms. All such individual forms, and mixtures thereof, are included within the scope of the invention. The various isomers can be obtained by standard methods. For example, cis/trans mixtures can be separated into the individual stereoisomers by  
15 stereoselective synthesis, or by separation of the mixtures by fractional crystallization or chromatography techniques.

A number of the compounds of the present invention are capable of forming addition salts with inorganic and organic acids. The pharmaceutically acceptable acid salts of the compounds of the present invention are those which form non-toxic  
20 addition salts, such as, but not limited to, the hydrochloride, hydrobromide, hydroiodide, nitrate, sulfate or acetate, fumarate, tartrate, succinate, maleate, glucuronate, saccharate, benzoate, methanesulfonate, benzenesulfonate, *p*-toluenesulfonate and pamoate (i.e., 1,1'-methylene-*bis*-(2-hydroxy-3-naphthoate)) salts.

The compounds of the invention which have also acidic groups are capable of  
25 forming base salts with various pharmaceutically acceptable cations. Examples of such salts include the alkali metal or alkaline earth metal salts and particularly, the sodium or potassium salts. These salts are all prepared by conventional techniques. For example, these salts can be easily prepared by treating the aforementioned compounds with an aqueous solution containing the desired pharmaceutically  
30 acceptable cation, and then evaporating the resulting solution to dryness, preferable under reduce pressure. Alternatively, they may be also be prepared by mixing

together with a lower alkoxide, and then evaporating the resulting solution to dryness in the same manners as before. In either case, stoichiometric quantities of reagents are preferably employed in order to ensure completeness of reaction and maximum production of yields of the desired final product.

5 Also included within the scope of this invention are bioprecursors (also called pro-drugs) of the compounds of the formula (I). A bioprecursor of a compound of the formula (I) is a chemical derivative thereof which is readily converted back into the parent compound of the formula (I) in biological systems. In particular, a bioprecursor of a compound of the formula (I) is converted back to the parent  
10 compound of the formula (I) after the bioprecursor has been administered to, and absorbed by, a mammalian subject, e.g., a human subject. When the compounds of the formula (I) of this invention may form solvates such as hydrates, such solvates are included within the scope of this invention.

The compounds of the formula (I) of this invention can be administered via  
15 either the oral, parenteral or topical routes to mammals. In general, these compounds are most desirably administered to humans in doses ranging from 0.01 mg to 100 mg per kg of body weight per day, although variations will necessarily occur depending upon the weight, sex and condition of the subject being treated, the disease state being treated and the particular route of administration chosen. However, a dosage level  
20 that is in the range of from 0.1 mg to 10 mg per kg of body weight per day, single or divided dosage is most desirably employed in humans for the treatment of abovementioned diseases.

The compounds of the present invention may be administered alone or in combination with pharmaceutically acceptable carriers or diluents by either of the  
25 above routes previously indicated, and such administration can be carried out in single or multiple doses. More particularly, the novel therapeutic agents of the invention can be administered in a wide variety of different dosage forms, i.e., they may be combined with various pharmaceutically acceptable inert carriers in the form of tablets, capsules, lozenges, trochees, hard candies, powders, sprays, creams, salves, suppositories, jellies,  
30 gels, pastes, lotions, ointments, aqueous suspensions, injectable solutions, elixirs, syrups, and the like. Such carriers include solid diluents or fillers, sterile aqueous

media and various nontoxic organic solvents, etc. Moreover, oral pharmaceutical compositions can be suitably sweetened and/or flavored. In general, the therapeutically-effective compounds of this invention are present in such dosage forms at concentration levels ranging 5% to 70% by weight, preferably 10% to 50% by weight.

For oral administration, tablets containing various excipients such as microcrystalline cellulose, sodium citrate, calcium carbonate, dipotassium phosphate and glycine may be employed along with various disintegrants such as starch and preferably corn, potato or tapioca starch, alginic acid and certain complex silicates, together with granulation binders like polyvinylpyrrolidone, sucrose, gelatin and acacia. Additionally, lubricating agents such as magnesium stearate, sodium lauryl sulfate and talc are often very useful for tableting purposes. Solid compositions of a similar type may also be employed as fillers in gelatine capsules; preferred materials in this connection also include lactose or milk sugar as well as high molecular weight polyethylene glycols. When aqueous suspensions and/or elixirs are desired for oral administration, the active ingredient may be combined with various sweetening or flavoring agents, coloring matter or dyes, and, if so desired, emulsifying and/or suspending agents as well, together with such diluents as water, ethanol, propylene glycol, glycerin and various combinations thereof.

For parenteral administration, solutions of a compound of the present invention in either sesame or peanut oil or in aqueous propylene glycol may be employed. The aqueous solutions should be suitably buffered (preferably pH>8) if necessary and the liquid diluent first rendered isotonic. These aqueous solutions are suitable for intravenous injection purposes. The oily solutions are suitable for intra-articular, intra-muscular and subcutaneous injection purposes. The preparation of all these solutions under sterile conditions is readily accomplished by standard pharmaceutical techniques well-known to those skilled in the art. Additionally, it is also possible to administer the compounds of the present invention topically when treating inflammatory conditions of the skin and this may preferably be done by way of creams, jellies, gels, pastes, ointments and the like, in accordance with standard pharmaceutical practice.

Compounds of the present invention may also be used in co-administration, partially or completely, with other conventional anti-inflammatories, such as, steroids, conventional NSAIDS, 5-lipoxygenase inhibitors, LTD<sub>4</sub> antagonists, LTB<sub>4</sub> antagonists and LTA<sub>4</sub> hydrolase inhibitors. Suitable conventional anti-inflammatories include but are limited to, for example, indomethacin, diclofenac, piroxicam, nimesulide, tenidap, ebselen, masoprocol, zileuton, pranlukast, zafirlukast, montelukast, tepoxalin, rilopirox, fleznelastine hydrochloride, enazadrem phosphate, and bunaprolast.

### Biological evaluation

The activity of the compounds of the formula (I) of the present invention, is demonstrated by the following assays.

Human umbilical vein endothelial cells (HUVEC), which was characterized by positive staining with von Willibrand's factor and an uptake of acetylated low-density lipoproteins, was purchased from Morinaga Bioscience Lab., Yokohama, Japan. HUVEC was maintained in E-GM UV (from Kurashikibouseki Co., Neyagawa, Japan) in 5% CO<sub>2</sub>/95% air at 37 °C. PGE<sub>2</sub>, TXB<sub>2</sub> and 6-keto-PGF1 $\alpha$  were from Cayman Chemical Co. (Ann Arbor, USA). Recombinant human interleukin-1 $\beta$  (hIL-1 $\beta$ ) was from R&D Systems (Minneapolis, USA). RIA kits for PGE<sub>2</sub>, TXB<sub>2</sub> and 6-keto-PGF1 $\alpha$  were from Amersham (Tokyo, Japan). Indomethacin and other reagents were from Sigma Chemical Co. (St. Louis, USA). Dexamethasone (decadron[Trademark]) was from Banyu Pharmaceutical Co. (Tokyo, Japan). Vacutainer[Trademark] was from Becton Dickinson (Bedford, USA). Male Sprague-Dawley rats were purchased from Charles River (Hino, Japan).

#### Human cell based COX-1 assay

Human peripheral blood obtained from healthy volunteers was diluted to 1/10 volume with 3.8% sodium citrate solution. The platelet-rich plasma immediately obtained was washed with 0.14 M sodium chloride containing 12 mM Tris-HCl (pH 7.4) and 1.2 mM EDTA. Platelets were then washed with platelet buffer (Hanks buffer (Ca free) containing 0.2% BSA and 20 mM Hepes). Finally, the human washed platelets (HWP) were suspended in platelet buffer at the concentration of 2.85 x 10<sup>7</sup> cells/ml and stored at room temperature until use. The HWP suspension (70  $\mu$ l aliquots, final 2.0 x 10<sup>7</sup> cells/ml) was placed in a 96-well U bottom plate and 10  $\mu$ l

aliquots of 12.6 mM CaCl<sub>2</sub> added. Platelets were incubated with A23187 (final 10 μM, Sigma) with test compound (0.1 - 100 μM) dissolved in DMSO (final concentration; less than 0.01%) at 37 °C for 15 min. The reaction was stopped by addition of EDTA (final 7.7 mM) and TxB<sub>2</sub> in the supernatant quantitated by using a radioimmunoassay kit (Amersham) according to the manufacturer's procedure.

#### Human cell based COX-2 assay

##### Inhibition of COX-2 activity after induction of COX-2 by hIL-1β

The human cell based COX-2 assay was carried out as previously described (Moore *et al.*, 1996). Confluent human umbilical vein endothelial cells (HUVECs, Morinaga) in a 96-well U bottom plate were washed with 100 μl of RPMI1640 containing 2% FCS and incubated with hIL-1β (final concentration 300 U/ml, R & D Systems) at 37 °C for 24 hr. After washing, the activated HUVECs were stimulated with A23187 (final concentration 30 μM) in Hanks buffer containing 0.2% BSA, 20 mM Hepes and test compound (0.1 nM - 100 μM) dissolved in DMSO (final concentration; less than 0.01%) at 37 °C for 15 min. 6-Keto-PGF<sub>1α</sub>, stable metabolite of PGI<sub>2</sub>, in the supernatant was quantitated after adequate dilution by using a radioimmunoassay kit (Amersham) according to the manufacturer's procedure.

##### Inhibition of COX-2 during the induction phase

Confluent human umbilical vein endothelial cells (HUVECs, Morinaga) in a 96-well U bottom plate were washed with 100 μl of RPMI1640 containing 2% FCS and test compound (0.1 nM - 100 μM) dissolved in DMSO (final concentration; less than 0.01%), and incubated with hIL-1β (final concentration 300 U/ml, R & D Systems) at 37 °C for 24 hr. After washing, the HUVECs were stimulated with A23187 (final concentration 30 μM) in Hanks buffer containing 0.2% BSA and 20 mM Hepes at 37 °C for 15 min. 6-Keto-PGF<sub>1α</sub>, a stable metabolite of PGI<sub>2</sub>, in the supernatant was quantitated after adequate dilution by using a radioimmunoassay kit (Amersham) according to the manufacturer's procedure.

##### Carrageenan induced foot edema in rats

Male Sprague-Dawley rats (5 weeks old, Charles River Japan) were fasted overnight. A line was drawn using a marker above the ankle on the right hind paw and the paw volume (V<sub>0</sub>) was measured by water displacement using a

plethysmometer (Muromachi). Animals were given orally either vehicle (0.1% methyl cellulose or 5% Tween 80) or a test compound (2.5 ml per 100 g body weight). One hour later, the animals were then injected intradermally with  $\lambda$ -carrageenan (0.1 ml of 1% w/v suspension in saline, Zushikagaku) into right hind paw (Winter *et al.*, 5 1962; Lombardino *et al.*, 1975) and three hours later, the paw volume (V3) was measured and the increase in volume (V3-V0) calculated. Since maximum inhibition attainable with classical NSAIDs is 60-70%, ED<sub>30</sub> values were calculated.

#### Gastric ulceration in rats

The gastric ulcerogenicity of test compound was assessed by a modification by 10 the conventional method (Ezer *et al.*, 1976; Cashin *et al.*, 1977). Male Sprague-Dawley rats (5 weeks old, Charles River Japan), fasted overnight, were given orally either vehicle (0.1% methyl cellulose or 5% Tween 80) or a test compound (1 ml per 100 g body weight). Six hours after, the animals were sacrificed by cervical 15 dislocation. The stomachs were removed and inflated with 1% formalin solution (10 ml). Stomachs were opened by cutting along the greater curvature. From the number of rats that showed at least one gastric ulcer or haemorrhaging erosion (including ecchymosis), the incidence of ulceration was calculated. Animals did not have access to either food or water during the experiment.

#### Data Analysis

20 Statistical program packages, SYSTAT (SYSTAT, INC.) and StatView (Abacus Concepts, Inc.) for Macintosh were used. Differences between test compound treated group and control group were tested for using ANOVA. The IC<sub>50</sub> (ED<sub>30</sub>) values were calculated from the equation for the log-linear regression line of concentration (dose) versus percent inhibition.

25 Most compounds prepared in the Working Examples as described herein after were tested by these methods, and showed IC<sub>50</sub> values of 0.0001  $\mu$ M to 15  $\mu$ M with respect to inhibition of COX-2.

COX-2 selectivity can be determined by ratio in terms of IC<sub>50</sub> value of COX-1 inhibition to COX-2 inhibition. In general, it can be said that a compound showing a 30 COX-2/COX-1 inhibition ratio of more than 2 has good COX-2 selectivity.

Some compounds prepared in Examples showed COX-2/COX-1 inhibition ratio

of more than 10.

The following examples contain detailed descriptions of the methods of the preparation of compounds of formula (I). These detailed descriptions fall within the scope, and serve to exemplify, the above described General Synthetic Procedures which form part of the invention. These detailed descriptions are presented for illustrative purposes only and are not intended as a restriction in the scope of the invention.

### EXAMPLES

The invention is illustrated in the following non-limiting examples in which, unless stated otherwise: all operations were carried out at room or ambient temperature, that is, in the range of 18-25 °C; evaporation of solvent was carried out using a rotary evaporator under reduced pressure with a bath of up to 60 °C; reactions were monitored by thin layer chromatography (tlc) and reaction times are given for illustration only; melting points (m.p.) given are uncorrected (polymorphism may result in different melting points); structure and purity of all isolated compounds were assured by at least one of the following techniques: tlc (Merck silica gel 60 F-254 precoated plates), mass spectrometry, nuclear magnetic resonance (NMR) or microanalysis. Yields are given for illustrative purposes only. Flash column chromatography was carried out using Merck silica gel 60 (230-400 mesh ASTM). Optical rotations were measured using a JASCO DIP-370 Digital Polarimeter (Japan Spectroscopic Co, Ltd). NMR data was determined at 270 MHz (JEOL GX 270 spectrometer) using deuterated chloroform (99.8% D) or dimethylsulfoxide (99.9% D) as solvent unless indicated otherwise, relative to tetramethylsilane (TMS) as internal standard in parts per million (ppm); conventional abbreviations used are: s = singlet, d = doublet, t = triplet, q = quartet, m = multiplet, br = broad, Ex. = EXAMPLE, etc.

#### EX. 1: 3-Amino-2-benzoyl-6-chloroindole

##### Step 1. 4-chloro-2-(ethoxycarbonylamino)benzotrile

##### Method A:

To a solution of 2-amino-4-chlorobenzotrile (10.0 g, 65.5 mmol) in DMF (30 ml) cooled to 0 °C was added sodium hydride (60% w/w dispersion in mineral oil, 2.75 g, 68.7 mmol) portionwise over 10 min. The mixture was stirred for 1 h at 0 °C and

then ethyl chloroformate (6.6 ml, 68.7 mmol) slowly added. After stirring for an additional hour at this temperature, the mixture was poured into water (300 ml) and extracted with diethyl ether (250 ml x 2). The combined organic extracts were washed consecutively with water (500 ml), brine (500 ml), and then dried (MgSO<sub>4</sub>).

5 Removal of solvent gave 15.85 g (quant.) of the title compound as yellow solids.

Alternatively,

Method B:

To a suspension of 2-amino-4-chlorobenzonitrile (50 g, 0.33 mol) in a mixture of pyridine (40 ml, 0.50 mol) and dichloromethane (500 ml) cooled to 0 °C, was  
10 carefully added ethyl chloroformate (35 ml, 0.37 mol). The mixture was allowed to warm to room temperature and stirred overnight. The mixture was poured into 2N aqueous HCl (300 ml) and extracted with dichloromethane (300 ml x 2). Removal of solvent gave 75 g of crude product as a pale yellow solid. The solid was washed with minimal hexane to afford 64 g (86%) of the title compound as white solids.

15 <sup>1</sup>H-NMR (CDCl<sub>3</sub>) δ: 8.35 (1H, d, J=1.8 Hz), 7.47 (1H, d, J=8.4 Hz), 7.17 (1H, br s), 7.09 (1H, dd, J=8.4, 1.8 Hz), 4.28 (2H, q, J=7.0 Hz), 1.35 (3H, t, J=7.0 Hz)

Step 2. 3-Amino-2-benzoyl-6-chloro-1-(ethoxycarbonyl)indole

To a solution of 4-chloro-2-(ethoxycarbonylamino)benzonitrile (10.8 g) in DMF (50 ml) cooled to 0 °C was added sodium hydride (60% w/w dispersion in  
20 mineral oil, 2.0g, 50 mmol). The mixture was stirred for 30 min at 0 °C and then 2-bromoacetophenone (9.9 g, 50 mmol) was carefully added. After stirring for an additional 15 h at 0 °C, the mixture was poured into water (500 ml) and extracted with diethyl ether (500 ml x 2). After drying (MgSO<sub>4</sub>) and removal of solvent, the crude product was purified by flash chromatography eluting with ethyl acetate/hexane (1:5)  
25 to afford 11.8 g (72 %) of the title compound as a brown amorphous solid.

<sup>1</sup>H-NMR (CDCl<sub>3</sub>) δ: 8.26 (1H, d, J=1.8 Hz), 7.78-7.70 (2H, m), 7.54 (1H, d, J=8.4 Hz), 7.50-7.39 (3H, m), 7.31 (1H, dd, J=1.8, 8.4 Hz), 5.78 (2H, br s), 3.73 (2H, q, J=7.0 Hz), 0.84 (3H, t, J=7.0 Hz).

Step 3. 3-Amino-2-benzoyl-6-chloroindole

30 The product of step 2 (4.5 g, 13 mmol) and K<sub>2</sub>CO<sub>3</sub> (18 g, 130 mmol) was heated at reflux for 5 h in 50 % aqueous ethanol. The mixture was cooled and

concentrated, and the residue partitioned between water (50 ml) and dichloromethane (100 ml). The organic extract was dried (MgSO<sub>4</sub>) and solvent removed. The residual solid was recrystallized from hexane/ethyl acetate to afford 3.2 g (91 %) of the title compound. m.p.: 128-130 °C <sup>1</sup>H-NMR (CDCl<sub>3</sub>) δ: 7.85-7.76 (2H, m), 7.64 (1H, br s), 7.59-7.49 (4H, m), 7.22 (1H, d, J=1.8 Hz), 7.02 (1H, dd, J=1.8, 8.4 Hz), 5.60 (2H, br s).

**Ex. 2: 3-Acetylamino-2-benzoyl-6-chloroindole**

**Method A:**

**Step 1. 3-Acetylamino-2-benzoyl-6-chloro-1-(ethoxycarbonyl)indole**

10 To a solution of 3-amino-2-benzoyl-6-chloro-1-(ethoxycarbonyl)indole (300 mg, 0.88 mmol; example 1, step 2) in a mixture of dichloromethane (10 ml) and pyridine (0.08 ml, 0.96 mmol) was added acetyl chloride (0.07 ml, 0.96 mmol). After stirring for 4 h, the mixture was partitioned between 10% aqueous citric acid (50 ml) and diethyl ether (100 ml). The organic extract was washed consecutively with water  
15 (50 ml), saturated sodium bicarbonate (50 ml), water (50 ml) and brine (50 ml). After drying (MgSO<sub>4</sub>) and removal of solvent, the crude product was purified by flash chromatography eluting with ethyl acetate/hexane (1:1) to afford 183 mg (54 %) of the titled compound as a yellow oil.

<sup>1</sup>H-NMR (CDCl<sub>3</sub>) δ: 9.13 (1H, br s), 8.15 (1H, br), 7.90-7.70 (2H, m), 7.65-7.40 (4H, m), 7.30-7.20 (1H, m), 3.94 (2H, q, J=7.0 Hz), 2.22 (3H, s), 0.96 (3H, t, J=7.0 Hz).

**Step 2. 3-Acetylamino-2-benzoyl-6-chloroindole**

To a solution of 3-acetylamino-2-benzoyl-6-chloro-1-(ethoxycarbonyl)indole (556 mg, 1.4 mmol) in ethanol/water (3:1, 20 ml) was added KOH (85 % pellets, 480 mg, 7.2 mmol) and the mixture was heated at reflux temperature for 1 h. The mixture  
25 was cooled and concentrated, and the residue partitioned between water (50 ml) and diethyl ether (100 ml). The organic extract was washed with water (100 ml) and then brine (100 ml). After drying (MgSO<sub>4</sub>) and removal of solvent, the crude product was recrystallized from dichloromethane/hexane to afford 180 mg (41 %) of the title  
30 compound as a yellow powder. m.p.: 212-213 °C <sup>1</sup>H-NMR (CDCl<sub>3</sub>) δ: 9.90 (1H, br s), 8.29-8.15 (2H, m), 7.84-7.75 (2H, m), 7.70-7.52 (3H, m), 7.32-7.27 (1H, m), 7.12

(1H, dd, J=1.83, 9.16 Hz), 2.26 (3H, s). IR (KBr)  $\nu$ : 3400, 1680, 1640, 1520, 1320  $\text{cm}^{-1}$

Method B:

To a 0.2 M solution of pyridine in 1,2-dichloroethane (DCE, 62  $\mu\text{l}$ , 12.5  $\mu\text{mol}$ )  
5 was added a 0.1 M solution of 3-amino-2-benzoyl-6-chloroindole (Example 1) in DCE  
(50  $\mu\text{l}$ , 5.0  $\mu\text{mol}$ ), and then a 0.1 M solution of acetyl chloride in DCE (90  $\mu\text{l}$ , 9.0  
 $\mu\text{mol}$ ). The resulting homogeneous mixture was shaken for 4 h, and then left to stand  
overnight. After adding ethyl acetate (90  $\mu\text{l}$ ), the resulting mixture was filtered  
through a column of aminopropyl silica gel (Bond Elut®,  $\text{NH}_2$ , 100mg/1.0ml, 5010-  
10 1140) which had been treated with ethyl acetate (150  $\mu\text{l}$ ) prior to use. The reaction  
vessel was washed with ethyl acetate (150  $\mu\text{l}$  x 4), and each washing was filtered  
through the aminopropyl silica gel column. The combined filtrate was concentrated  
*in vacuo* to give the title compound in a quantitative yield (1.62 mg).

Ex. 3-Ex. 16

15 The compounds disclosed hereinafter were prepared from 3-amino-2-benzoyl-  
6-chloro-1-(ethoxycarbonyl)indole (Example 1, step 2) and the requisite commercially  
available acid chloride or acid anhydride according to the procedure described in  
Method A of Example 2.

Ex. 3: 2-Benzoyl-6-chloro-3-(isobutyrylamino)indole

20 m.p.: 197-198 °C (ethyl acetate/hexane)  $^1\text{H-NMR}$  ( $\text{CDCl}_3$ )  $\delta$ : 10.16 (1H, br s), 8.31  
(1H, d, J=8.8 Hz), 8.23 (1H, br s), 7.83-7.72 (2H, m), 7.69-7.50 (3H, m), 7.27 (1H, d,  
J=1.8 Hz), 7.08 (1H, dd, J=1.8, 8.8 Hz), 2.78-2.60 (1H, m), 1.32 (6H, d, J=7.0 Hz)  
IR (KBr)  $\nu$ : 3300, 1670, 1620, 1580, 1520, 1320, 1230, 980, 740  $\text{cm}^{-1}$

Ex. 4: 3-(Benzamido)-2-benzoyl-6-chloroindole

25 m.p.: 149-151 °C (ethyl acetate/hexane)  $^1\text{H-NMR}$  ( $\text{CDCl}_3$ )  $\delta$ : 11.25 (1H, s), 8.52 (1H,  
d, J=8.8 Hz), 8.26 (1H, br s), 8.11-8.04 (2H, m), 7.87-7.79 (2H, m), 7.68-7.48 (6H, m),  
7.31 (1H, d, J=1.8 Hz), 7.14 (1H, dd, J=1.8, 8.8 Hz)  
IR (KBr)  $\nu$ : 1660, 1600, 1580, 1540, 1460, 1345, 1250, 1050, 920, 705  $\text{cm}^{-1}$

Ex. 5: 2-Benzoyl-6-chloro-3-(propionylamino)indole

30 m.p.: 175-177 °C (ethyl acetate/hexane)  $^1\text{H-NMR}$  ( $\text{CDCl}_3$ )  $\delta$ : 10.02 (1H, br s), 8.31  
(1H, d, J=8.8 Hz), 8.18 (1H, br s), 7.83-7.76 (2H, m), 7.70-7.52 (3H, m), 7.30 (1H, d,

J=1.8 Hz), 7.11 (1H, dd, J=1.8, 8.8 Hz), 2.52 (2H, q, J=7.3 Hz), 1.30 (3H, t, J=7.3 Hz)

IR (KBr)  $\nu$ : 1660, 1620, 1570, 1540, 1320, 1240, 720  $\text{cm}^{-1}$

**Ex. 6:** 3-(Acryloylamino)-2-benzoyl-6-chloroindole

m.p.: 135-140 °C (ethyl acetate/hexane)  $^1\text{H-NMR}$  ( $\text{CDCl}_3$ )  $\delta$ : 10.29 (1H, br s), 8.69  
5 (1H, br s), 8.35-8.25 (1H, m), 7.81-7.73 (2H, m), 7.65-7.49 (3H, m), 7.25 (1H, d, J=1.8  
Hz), 7.05 (1H, dd, J=1.8, 8.8 Hz), 6.50-6.30 (2H, m), 5.81 (1H, dd, J=1.8, 9.5 Hz)

IR (KBr)  $\nu$ : 1660, 1620, 1570, 1540, 1320, 1240, 990, 720  $\text{cm}^{-1}$

**Ex. 7:** 2-Benzoyl-3-(butyrylamino)-6-chloroindole

m.p.: 158-161 °C (ethyl acetate/hexane)  $^1\text{H-NMR}$  ( $\text{CDCl}_3$ )  $\delta$ : 10.00 (1H, br s), 8.40-  
10 8.20 (2H, m), 7.88-7.75 (2H, m), 7.69-7.50 (3H, m), 7.28 (1H, s), 7.08 (1H, d, J=8.8  
Hz), 2.44 (2H, t, J=7.3 Hz), 1.90-1.70 (2H, m), 1.03 (3H, t, J=7.3 Hz)

IR (KBr)  $\nu$ : 1660, 1620, 1580, 1450, 1320, 1240, 1060, 920  $\text{cm}^{-1}$

**Ex. 8:** 2-Benzoyl-6-chloro-3-(cyclohexylcarboxamido)indole

m.p.: 171-174 °C (ethyl acetate/hexane)  $^1\text{H-NMR}$  ( $\text{CDCl}_3$ )  $\delta$ : 10.18 (1H, br s), 8.32  
15 (1H, d, J=8.8 Hz), 8.23 (1H, br s), 7.85-7.76 (2H, m), 7.69-7.52 (3H, m), 7.26 (1H, s),  
7.07 (1H, dd, J=1.8, 8.8 Hz), 2.52-1.20 (11H, m)

IR (KBr)  $\nu$ : 1660, 1620, 1580, 1540, 1320, 1250, 1230  $\text{cm}^{-1}$

**Ex. 9:** 2-Benzoyl-6-chloro-3-(trimethylacetyl-amino)indole

m.p.: 189-192 °C (ethyl acetate/hexane)  $^1\text{H-NMR}$  ( $\text{CDCl}_3$ )  $\delta$ : 10.49 (1H, br s), 8.35  
20 (1H, d, J=8.8 Hz), 8.21 (1H, br s), 7.85-7.74 (2H, m), 7.68-7.52 (3H, m), 7.27 (1H, d,  
J=1.8 Hz), 7.08 (1H, dd, J=1.8, 8.8 Hz), 1.40 (9H, s)

IR (KBr)  $\nu$ : 1655, 1600, 1580, 1490, 1480, 1350, 1250, 1200, 1010, 920  $\text{cm}^{-1}$

**Ex. 10:** 2-Benzoyl-6-chloro-3-(isovaleryl-amino)indole

m.p.: 187-190 °C (ethyl acetate/hexane)  $^1\text{H-NMR}$  ( $\text{CDCl}_3$ )  $\delta$ : 10.01 (1H, br s), 8.28  
25 (1H, d, J=8.8 Hz), 8.25 (1H, br s), 7.86-7.76 (2H, m), 7.70-7.52 (3H, m), 7.28 (1H, d,  
J=1.8 Hz), 7.09 (1H, dd, J=1.8, 8.8 Hz), 2.40-2.20 (3H, m), 1.05 (6H, d, J=6.6 Hz)

IR (KBr)  $\nu$ : 1660, 1620, 1570, 1540, 1320, 1250  $\text{cm}^{-1}$

**Ex. 11:** 2-Benzoyl-6-chloro-3-(cyclopropylcarboxamido)indole

m.p.: 206-208 °C (ethyl acetate/hexane)  $^1\text{H-NMR}$  ( $\text{CDCl}_3$ )  $\delta$ : 10.25 (1H, br s), 8.29  
30 (1H, br s), 8.24 (1H, d, J=9.2 Hz), 7.84-7.76 (2H, m), 7.68-7.52 (3H, m), 7.25 (1H, d,  
J=1.8 Hz), 7.05 (1H, dd, J=1.8, 9.2 Hz), 1.80-1.62 (1H, m), 1.20-1.09 (2H, m), 1.00-

0.88 (2H, m) IR (KBr)  $\nu$ : 1660, 1620, 1580, 1450, 1320, 1240, 920  $\text{cm}^{-1}$

**Ex. 12:** 2-Benzoyl-6-chloro-3-(valeryl-amino)indole

m.p.: 140-143 °C (ethyl acetate/hexane)  $^1\text{H-NMR}$  ( $\text{CDCl}_3$ )  $\delta$ : 10.00 (1H, br s), 8.40-8.20 (2H, m), 7.87-7.75 (2H, m), 7.68-7.50 (3H, m), 7.27 (1H, d,  $J=1.8$  Hz), 7.07 (1H, dd,  $J=1.8, 8.8$  Hz), 2.53-2.42 (2H, m), 1.83-1.70 (2H, m), 1.54-1.37 (2H, m), 0.98 (3H, t,  $J=7.4$  Hz) IR (KBr)  $\nu$ : 1670, 1620, 1570, 1450, 1320, 1230, 740  $\text{cm}^{-1}$

**Ex. 13:** 2-Benzoyl-6-chloro-3-[(thiophen-2-yl)carboxamido]indole

m.p.: 222-225 °C (ethyl acetate/hexane)  $^1\text{H-NMR}$  ( $\text{CDCl}_3$ )  $\delta$ : 11.29 (1H, br s), 8.61-8.46 (1H, m), 8.22 (1H, br s), 7.98-7.78 (3H, m), 7.76-7.50 (3H, m), 7.42-7.08 (4H, m) IR (KBr)  $\nu$ : 1640, 1580, 1540, 1465, 1350, 1250, 720  $\text{cm}^{-1}$

**Ex. 14:** 2-Benzoyl-6-chloro-3-(3-phenylpropionyl-amino)indole

m.p.: 185-186 °C (ethyl acetate/hexane)  $^1\text{H-NMR}$  ( $\text{CDCl}_3$ )  $\delta$ : 9.89 (1H, br s), 8.26 (1H, br s), 8.20 (1H, d,  $J=8.8$  Hz), 7.82-7.73 (2H, m), 7.68-7.51 (3H, m), 7.34-7.16 (6H, m), 7.09 (1H, dd,  $J=1.8, 8.8$  Hz), 3.09 (2H, t,  $J=7.3$  Hz), 2.77 (2H, t,  $J=7.3$  Hz) IR (KBr)  $\nu$ : 1660, 1630, 1580, 1450, 1320, 1240  $\text{cm}^{-1}$

**Ex. 15:** 2-Benzoyl-6-chloro-3-(trifluoroacetyl-amino)indole

m.p.: 165-168 °C (ethyl acetate/hexane)  $^1\text{H-NMR}$  ( $\text{CDCl}_3$ )  $\delta$ : 11.17 (1H, br s), 8.47 (1H, br s), 8.32 (1H, d,  $J=8.8$  Hz), 7.88-7.79 (2H, m), 7.73-7.56 (3H, m), 7.36 (1H, d,  $J=1.8$  Hz), 7.18 (1H, dd,  $J=1.8, 8.8$  Hz) IR (KBr)  $\nu$ : 1630, 1560, 1450, 1320, 1250, 1230  $\text{cm}^{-1}$

**Ex. 16:** 2-Benzoyl-6-chloro-3-(methoxyacetyl-amino)indole

m.p.: 65-70 °C  $^1\text{H-NMR}$  ( $\text{CDCl}_3$ )  $\delta$ : 10.42 (1H, br s), 8.55 (1H, br s), 8.23 (1H, d,  $J=8.8$  Hz), 7.86-7.78 (2H, m), 7.68-7.50 (3H, m), 7.31 (1H, d,  $J=1.8$  Hz), 7.11 (1H, dd,  $J=1.8, 8.8$  Hz), 4.08 (2H, s), 3.54 (3H, s) IR (KBr)  $\nu$ : 1680, 1620, 1580, 1540, 1340, 1320, 1250, 1110, 1020, 920  $\text{cm}^{-1}$

**Ex. 17:** 3-Acetyl-amino-6-chloro-2-(4-methoxybenzoyl)indole

Step 1. 3-Amino-6-chloro-1-ethoxycarbonyl-2-(4-methoxybenzoyl)indole

The title compound was prepared according to the procedure described in step 2 of Example 1 from 4-chloro-2-(ethoxycarbonylamino)benzotrile (Example 1, step 1) and 2-bromo-4'-methoxyacetophenone.

$^1\text{H-NMR}$  ( $\text{CDCl}_3$ )  $\delta$ : 8.23 (1H, d,  $J=1.5$  Hz), 7.73 (2H, d,  $J=9.2$  Hz), 7.54 (1H, d,  $J=8.4$

Hz), 7.25 (1H, dd, J=1.8, 8.4 Hz), 6.92 (2H, d, J=9.2 Hz), 5.79 (2H, s), 3.84 (3H, s), 3.82 (2H, q, J=7.0 Hz), 0.88 (3H, t, J=7.0 Hz)

Step 2. 3-Acetylamino-6-chloro-1-ethoxycarbonyl-2-(4-methoxybenzoyl)indole

The title compound was prepared from 3-amino-6-chloro-1-ethoxycarbonyl-2-  
5 (4-methoxybenzoyl)indole (step 1) according to the procedure described in step 1 of Example 2 (Method A). <sup>1</sup>H-NMR (CDCl<sub>3</sub>) δ: 8.96 (1H, br s), 8.13 (1H, s), 7.80-7.71 (3H, m), 7.24 (1H, dd, J=1.8, 8.4 Hz), 6.93 (2H, d, J=8.8 Hz), 4.04 (2H, q, J=7.0 Hz), 3.86 (3H, s), 2.20 (3H, s), 1.02 (3H, t, J=7.0 Hz)

Step 3. 3-Acetylamino-6-chloro-2-(4-methoxybenzoyl)indole

10 The title compound was prepared according to the procedure described in step 2 of Example 2 (Method A) from 3-acetylamino-6-chloro-1-ethoxycarbonyl-2-(4-methoxybenzoyl)indole (step 2). m.p.: 137-139 °C (ethanol/hexane)

<sup>1</sup>H-NMR (CDCl<sub>3</sub>) δ: 9.84 (1H, br s), 8.28 (1H, br s), 8.18 (1H, d, J=8.8 Hz), 7.82 (2H, d, J=8.8 Hz), 7.30 (1H, d, J=1.8 Hz), 7.11 (1H, dd, J=1.8, 8.8 Hz), 7.05 (2H, d, J=8.8  
15 Hz), 3.91 (3H, s), 2.25 (3H, s) IR (KBr) ν: 3450, 1650, 1620, 1600, 1570, 1540, 1320, 1260, 1250, 1170, 1020, 770 cm<sup>-1</sup>.

Ex. 18: 3-Amino-6-chloro-2-(3-methoxybenzoyl)indole

Step 1. 3-Amino-6-chloro-1-ethoxycarbonyl-2-(3-methoxybenzoyl)indole

The title compound was prepared according to the procedure described in step 2  
20 of Example 1 from 4-chloro-2-(ethoxycarbonylamino)benzotrile (Example 1, step 1) and 2-bromo-3'-methoxyacetophenone. <sup>1</sup>H-NMR (CDCl<sub>3</sub>) δ: 8.25 (1H, d, J=1.5 Hz), 7.53 (1H, d, J=8.4 Hz), 7.36-7.26 (4H, m), 7.05-7.01 (1H, m), 5.78 (2H, s), 3.84 (3H, s), 3.78 (2H, q, J=7.0 Hz), 0.89 (3H, t, J=7.0 Hz).

Step 2. 3-Amino-6-chloro-2-(3-methoxybenzoyl)indole

25 A mixture of 3-amino-6-chloro-1-ethoxycarbonyl-2-(3-methoxybenzoyl)indole (step 1, 998 mg, 2.68 mmol) and K<sub>2</sub>CO<sub>3</sub> (3.70 g, 26.8 mmol) in 70% aqueous ethanol (45 ml) was refluxed for 6.5 h and then cooled to room temperature. The mixture was concentrated to ca. 20 ml, diluted with ethyl acetate (150 ml), and the organic layer washed with water (50 ml x 2) and dried (Na<sub>2</sub>SO<sub>4</sub>). After removal of solvent the  
30 residue was purified by flash chromatography eluting with ethyl acetate/hexane (1:4) to afford 549 mg (68%) of the title compound as a syrup. <sup>1</sup>H-NMR (CDCl<sub>3</sub>) δ: 7.62 (1H,

br s), 7.55-7.30 (5H, m), 7.23 (1H, d, J=1.5 Hz), 7.10 (1H, ddd, J=1.1, 2.6, and 8.1 Hz), 5.60 (2H, br s), 3.88 (3H, s)

**Ex. 19:** 3-Acetylamino-6-chloro-2-(3-methoxybenzoyl)indole

To a solution of 3-amino-6-chloro-2-(3-methoxybenzoyl)indole (Example 18, 5 413 mg, 1.37 mmol) in dichloromethane (20 ml) was added pyridine (0.33 ml, 4.12 mmol) and acetyl chloride (0.14 ml, 2.06 mmol). After stirring for 0.5 h, water (1 ml) and diethyl ether (100 ml) were added, and the mixture washed consecutively with 1N aqueous HCl (50 ml x 2) and saturated aqueous sodium bicarbonate (50 ml x 2). The organic layer was dried (MgSO<sub>4</sub>) and solvent removed. The resultant residue was 10 purified by flash chromatography eluting with ethyl acetate/hexane (1:2) to afford the title compound as an oil. Crystallization from ethanol/hexane to give 260 mg (55 %) of title compound. m.p.: 161-162 °C <sup>1</sup>H-NMR (CDCl<sub>3</sub>) δ: 9.92 (1H, br s), 8.32 (1H, br s), 8.22 (1H, d, J=9.2 Hz), 7.47 (1H, dd, J=7.7 and 8.1 Hz), 7.37-7.26 (3H, m), 7.18-7.08 (1H, m), 7.10 (1H, dd, J=1.6 and 9.0 Hz), 3.88 (3H, s), 2.25 (3H, s)

15 **Ex. 20:** 3-Acetylamino-6-chloro-2-(2-methylbenzoyl)indole

Step 1. 3-Acetylamino-6-chloro-1-ethoxycarbonyl-2-(2-methylbenzoyl)indole

The title compound was prepared according to the procedure described in step 2 of Example 1 and step 1 of Example 2 (Method A) from 4-chloro-2-(ethoxycarbonylamino)benzonitrile (Example 1, step 1) and 2-bromo-2'- 20 methylacetophenone (Baker et al., *J.Chem.Soc.*, **1938**, 445). <sup>1</sup>H-NMR (CDCl<sub>3</sub>) δ: 9.32 (1H, br s), 8.14 (1H, d, J=1.8 Hz), 7.98 (1H, d, J=8.8 Hz), 7.42-7.10 (5H, m), 3.93 (2H, q, J=7.3 Hz), 2.58 (3H, s), 2.25 (3H, s), 1.03 (3H, t, J=7.3 Hz).

Step 2. 3-Acetylamino-6-chloro-2-(2-methylbenzoyl)indole

The title compound was prepared according to the procedure described in step 2 25 of Example 2 (Method A) from 3-acetylamino-6-chloro-1-ethoxycarbonyl-2-(2-methylbenzoyl)indole. m.p.: 140-142 °C <sup>1</sup>H-NMR (CDCl<sub>3</sub>) δ: 9.59 (1H, br s), 8.29 (1H, br), 8.21 (1H, d, J=8.8 Hz), 7.50-7.35 (4H, m), 7.23 (1H, d, J=1.5 Hz), 7.07 (1H, dd, J=1.8, 8.8 Hz), 2.37 (3H, s), 2.19 (3H, s) IR(KBr)v: 1675, 1620, 1580, 1540, 1490 cm<sup>-1</sup>

30 **Ex. 21:** 3-Amino-6-chloro-2-(3-methylbenzoyl)indole

Step 1. 3-Amino-6-chloro-2-(3-methylbenzoyl)-1-(ethoxycarbonyl)indole

The title compound was prepared according to the procedure described in step 2 of Example 1 from 4-chloro-2-(ethoxycarbonylamino)benzotrile (Example 1, step 1) and 2-bromo-3'-methylacetophenone (R.Yveline, G.Gerard, and M.Geroges, *Chem.Pharm.Bull.*, **1992**, 40, 1170.). tlc: Rf = 0.5 (25% ethyl acetate in hexanes)

5 Step 2. 3-Amino-6-chloro-2-(3-methylbenzoyl)indole

The title compound was prepared according to the procedure described in step 3 of Example 1 from 3-amino-6-chloro-1-ethoxycarbonyl-2-(4-methylbenzoyl)indole (step 1). m.p.: 80-88 °C <sup>1</sup>H-NMR (CDCl<sub>3</sub>) δ: 7.63 (1H, br s), 7.60-7.38 (5H, m), 7.23 (1H, d, J=1.8 Hz), 7.02 (1H, dd, J=1.8, 8.8 Hz), 5.56 (2H, br s), 2.45 (3H, s)

10 Ex. 22: 3-Acetylamino-6-chloro-2-(3-methylbenzoyl)indole

Step 1. 3-Acetylamino-6-chloro-1-ethoxycarbonyl-2-(3-methylbenzoyl)indole

The title compound was prepared according to the procedure described in step 1 of Example 2 (Method A) from 3-amino-6-chloro-2-(3-methylbenzoyl)-1-(ethoxycarbonyl)indole (Example 21, step 1).

15 <sup>1</sup>H-NMR (CDCl<sub>3</sub>) δ: 9.06 (1H, br s), 8.20 (1H, d, J=1.5 Hz), 7.62-7.49 (2H, m), 7.40-7.24 (4H, m), 3.94 (2H, q, J=7.0 Hz), 2.39 (3H, s), 2.22 (3H, s), 0.96 (3H, t, J=7.0 Hz).

Step 2. 3-Acetylamino-6-chloro-2-(3-methylbenzoyl)indole

The title compound was prepared according to the procedure described in step 2 of Example 2 (Method A) from 3-acetylamino-6-chloro-1-ethoxycarbonyl-2-(3-methylbenzoyl)indole (step 1). m.p.: 96-100 °C <sup>1</sup>H-NMR (CDCl<sub>3</sub>) δ: 9.86 (1H, br s), 8.44 (1H, br s), 8.18 (1H, d, J=9.2 Hz), 7.65-7.50 (2H, m), 7.50-7.35 (2H, m), 7.27 (1H, d, J=1.5 Hz), 7.07 (1H, dd, J=1.8, 8.8 Hz), 2.45 (3H, s), 2.22 (3H, s)

IR(KBr) v: 1670, 1620, 1580, 1540, 1320 cm<sup>-1</sup>

Ex. 23: 6-Chloro-2-(3-methylbenzoyl)-3-(propionylamino)indole

25 The title compound was prepared according to the procedure described in Example 19 employing 3-amino-6-chloro-2-(3-methylbenzoyl)indole (Example 21) and propionyl chloride. m.p.: 152-155 °C <sup>1</sup>H-NMR (CDCl<sub>3</sub>) δ: 10.02 (1H, br s), 8.36-8.20 (2H, m), 7.63-7.51 (2H, m), 7.48-7.38 (2H, m), 7.28 (1H, d, J=1.8 Hz), 7.08 (1H, dd, J=1.8, 9.2Hz), 2.50 (2H, q, J=7.7 Hz), 2.46 (3H, s), 1.29 (3H, t, J=7.7 Hz)

30 Ex. 24: 3-(Butyrylamino)-6-chloro-2-(3-methyl benzoyl)indole

The title compound was prepared according to the procedure described in

Example 19 employing 3-amino-6-chloro-2-(3-methylbenzoyl)indole (Example 21) and butyryl chloride. m.p.: 127-130 °C <sup>1</sup>H-NMR (CDCl<sub>3</sub>) δ: 10.03 (1H, br s), 8.35-8.20 (2H, m), 7.62-7.54 (2H, m), 7.48-7.40 (2H, m), 7.28 (1H, d, J=1.8 Hz), 7.08 (1H, dd, J=1.8, 9.2Hz), 2.55-2.35 (5H, m), 1.90-1.72 (2H, m), 1.04 (3H, t, J=7.3 Hz)

5 **Ex. 25:** 6-Chloro-2-(3-methylbenzoyl)-3-(valerylamino)indole

The title compound was prepared according to the procedure described in Example 19 employing 3-amino-6-chloro-2-(3-methylbenzoyl)indole (Example 21) and valeryl chloride. m.p.: 124-126 °C <sup>1</sup>H-NMR (CDCl<sub>3</sub>) δ: 10.02 (1H, br s), 8.40-8.18 (2H, m), 7.62-7.54 (2H, m), 7.47-7.42 (2H, m), 7.28 (1H, s), 7.09 (1H, d, J=8.8 Hz), 2.55-2.45 (5H, m), 1.82-1.68 (2H, m), 1.52-1.38 (2H, m), 0.98 (3H, t, J=7.0 Hz)

10 **Ex. 26:** 6-Chloro-2-(3-methylbenzoyl)-3-(isovalerylamino)indole

The title compound was prepared according to the procedure described in Example 19 employing 3-amino-6-chloro-2-(3-methylbenzoyl)indole (Example 21) and isovaleryl chloride. m.p.: 182-185 °C <sup>1</sup>H-NMR (CDCl<sub>3</sub>) δ: 10.05 (1H, br s), 8.42-8.17 (2H, m), 7.62-7.53 (2H, m), 7.48-7.40 (2H, m), 7.30-7.25 (1H, m), 7.12-7.03 (1H, m), 2.45 (3H, s), 2.39-2.17 (3H, m), 1.04 (6H, dd, J=6.6 Hz)

15 **Ex. 27:** 6-Chloro-3-(methoxyacetyl-amino)-2-(3-methylbenzoyl)indole

The title compound was prepared according to the procedure described in Example 19 employing 3-amino-6-chloro-2-(3-methylbenzoyl)indole (Example 21) and methoxyacetyl chloride. m.p.: 155-157 °C <sup>1</sup>H-NMR (CDCl<sub>3</sub>) δ: 10.44 (1H, br s), 8.47 (1H, br s), 8.25 (1H, d, J=8.8 Hz), 7.63-7.53 (2H, m), 7.49-7.38 (2H, m), 7.31 (1H, d, J=1.8 Hz), 7.10 (1H, dd, J=1.8, 8.8Hz), 4.05 (2H, s), 3.52 (3H, s), 2.44 (3H, s)

20 **Ex. 28:** 3-Acetylamino-6-chloro-2-(4-methylbenzoyl)indole

25 **Step 1.** 3-Acetylamino-6-chloro-1-ethoxycarbonyl-2-(4-methylbenzoyl)indole

The title compound was prepared according to the procedure described in step 2 of Example 1 and step 1 of Example 2 (Method A) from 4-chloro-2-(ethoxycarbonylamino)benzotrile (Example 1, step 1) and 2-bromo-4'-methyacetophenone. <sup>1</sup>H-NMR (CDCl<sub>3</sub>) δ: 8.98 (1H, s), 8.23 (1H, d, J=1.8 Hz), 7.91 (1H, d, J=8.8 Hz), 7.67 (2H, d, J=8.1 Hz), 7.30 (1H, dd, 1.8, 8.8 Hz), 7.26 (2H, d, J=8.1 Hz), 3.93 (2H, q, J=7.3 Hz), 2.42 (3H, s), 2.22 (3H, s), 0.96 (3H, t, 7.3 Hz).

Step 2. 3-Acetylamino-6-chloro-2-(4-methylbenzoyl)indole

The title compound was prepared according to the procedure described in step 2 of Example 2 (Method A) from 3-acetylamino-6-chloro-1-ethoxycarbonyl-2-(4-methylbenzoyl)indole (step 1). m.p.: 140-143 °C <sup>1</sup>H-NMR (CDCl<sub>3</sub>) δ: 9.91 (1H, br s), 8.41 (1H, br s), 8.18 (1H, d, J=8.8 Hz), 7.71 (2H, d, J=8.1 Hz), 7.35 (2H, d, J=8.7 Hz), 7.27 (1H, d, J=2.2 Hz), 7.08 (1H, dd, J=1.8, 9.2 Hz), 2.46 (3H, s), 2.23 (3H, s) IR(KBr)v: 1670, 1580, 1535, 1320 cm<sup>-1</sup>

Ex. 29: 3-Acetylamino-6-chloro-2-(2-chlorobenzoyl)indoleStep 1. 3-Acetylamino-6-chloro-2-(2-chlorobenzoyl)-1-(ethoxycarbonyl)indole

10 The title compound was prepared according to the procedure described in step 2 of Example 1 and step 1 of Example 2 (Method A) from 4-chloro-2-(ethoxycarbonylamino)benzotrile (Example 1, step 1) and 2-bromo-2'-chloroacetophenone (A. Andreani, M. Rambaldi, and A. Locatelli, *Collect. Czech. Chem. Commun.*, **1991**, *56*, 2430-2435.).

15 <sup>1</sup>H-NMR (CDCl<sub>3</sub>) δ: 9.55 (1H, br s), 8.17 (1H, d, J=1.5 Hz), 8.08 (1H, d, J=8.4 Hz), 7.52-7.27 (5H, m), 4.00 (2H, q, J=7.0 Hz), 2.27 (3H, s), 1.10 (3H, t, J=7.0Hz)

Step 2. 3-Acetylamino-6-chloro-2-(2-chlorobenzoyl)indole

20 The title compound was prepared according to the procedure described in step 2 of Example 2 (Method A) from 3-acetylamino-6-chloro-2-(2-chlorobenzoyl)-1-(ethoxycarbonyl)indole (step 1). <sup>1</sup>H-NMR (CDCl<sub>3</sub>) δ: 9.58 (1H, br s), 8.51 (1H, br s), 8.19 (1H, d, J=8.8 Hz), 7.52-7.03 (6H, m), 2.18 (3 H, s) IR (KBr) v: 3300, 1680, 1620, 1580, 1540, 1340, 1320, 1240, 1060, 1020, 920, 760, 740 cm<sup>-1</sup>

Ex. 30: 3-Amino-6-chloro-2-(3-chlorobenzoyl)indoleStep 1. 3-Amino-6-chloro-2-(3-chlorobenzoyl)-1-(ethoxycarbonyl)indole

25 The title compound was prepared according to the procedure described in step 2 of Example 1 from 4-chloro-2-(ethoxycarbonylamino)benzotrile (Example 1, step 1) and 2-bromo-3'-chloroacetophenone (M. Kihara, M. Kashimoto, and Y. Kobayashi, *Tetrahedron*, **1992**, *48*, 67-78.).

30 <sup>1</sup>H-NMR (CDCl<sub>3</sub>) δ: 8.25 (1H, d, J=1.5 Hz), 7.74 (1H, dd, J=1.5, 2.2 Hz), 7.58 (1H, dt, J=1.5, 7.7 Hz), 7.53 (1H, d, J=8.4 Hz), 7.47-7.43 (1H, m), 7.37 (1H, d, J=7.3 Hz), 7.32 (1H, dd, J=1.8, 8.4 Hz), 5.86 (2H, br s), 3.84 (2H, q, J=7.0 Hz), 0.93 (3H, t, J=7.0 Hz)

Step 2. 3-Amino-6-chloro-2-(3-chlorobenzoyl)indole

The title compound was prepared according to the procedure described in step 3 of Example 1 from 3-amino-6-chloro-2-(3-chlorobenzoyl)-1-(ethoxycarbonyl)indole (step 1). m.p.: 99-102 °C

5 <sup>1</sup>H-NMR (CDCl<sub>3</sub>) δ: 7.78 (1H, t, J=1.5 Hz), 7.68 (1H, ddd, J=1.5, 1.8, 7.3 Hz), 7.55-7.44 (4H, m), 7.25 (1H, d, J=1.8 Hz), 7.04 (1H, dd, J=1.8, 8.8 Hz), 5.68 (2H, br s)

Ex. 31: 3-Acetylamino-6-chloro-2-(3-chlorobenzoyl)indoleStep 1. 3-Acetylamino-6-chloro-2-(3-chlorobenzoyl)-1-(ethoxycarbonyl)indole

The title compound was prepared according to the procedure described in step 1 of Example 2 (Method A) from 3-amino-6-chloro-2-(3-chlorobenzoyl)-1-(ethoxycarbonyl)indole (Example 30, step 1). <sup>1</sup>H-NMR (CDCl<sub>3</sub>) δ: 9.10 (1H, br s), 8.12-7.23 (7H, m), 4.05 (2H, q, J=7.0 Hz), 2.23 (3H, s), 1.06 (3H, t, J=7.0 Hz)

Step 2. 3-Acetylamino-6-chloro-2-(3-chlorobenzoyl)indole

15 The title compound was prepared according to the procedure described in step 2 of Example 2 (Method A) from 3-acetylamino-6-chloro-2-(3-chlorobenzoyl)-1-(ethoxycarbonyl)indole (step 1). m.p.: 152-154 °C (dichloromethane/hexane)

<sup>1</sup>H-NMR (CDCl<sub>3</sub>) δ: 9.72 (1H, br s), 8.90 (1H, br s), 8.02 (1H, d, J=8.8 Hz), 7.73-7.00 (6H, m), 2.17 (3H, s) IR (KBr) ν: 3300, 1680, 1620, 1580, 1540, 1490, 1340, 1320, 1240, 1060, 1040, 920, 800, 730 cm<sup>-1</sup>

20 Ex. 32: 6-Chloro-2-(3-chlorobenzoyl)-3-(propionylamino)indole

The title compound was prepared according to the procedure described in Example 19 employing 3-amino-6-chloro-2-(3-chlorobenzoyl)indole (Example 30) and propionyl chloride. m.p.: 129-130 °C <sup>1</sup>H-NMR (CDCl<sub>3</sub>): 9.95 (1H, br s), 8.30 (1H, d, J=9.2 Hz), 8.17 (1H, br s), 7.78-7.59 (3H, m), 7.51 (1H, t, J=7.7 Hz), 7.32 (1H, d, J=1.1 Hz), 7.11 (1H, dd, J=1.8, 8.8 Hz), 4.48 (2H, q, J=7.6 Hz), 1.30 (3H, t, J=7.6 Hz)

Ex. 33: 3-(Butyrylamino)-6-chloro-2-(3-chlorobenzoyl)indole

The title compound was prepared according to the procedure described in Example 19 employing 3-amino-6-chloro-2-(3-chlorobenzoyl)indole (Example 30) and butyryl chloride. m.p.: 157-158 °C <sup>1</sup>H-NMR (CDCl<sub>3</sub>) δ: 9.96 (1H, br s), 8.29 (1H, d, J=8.8 Hz), 8.17 (1H, br s), 7.78 (1H, dd, J=1.5, 1.8 Hz), 7.70-7.59 (2H, m), 7.51 (1H, t, J=7.7 Hz), 7.31 (1H, d, J=1.1 Hz), 7.11 (1H, dd, J=1.8, 8.8 Hz), 2.47 (2H, t, J=7.3 Hz),

1.88-1.75 (2H, m), 1.05 (3H, t, J=7.5 Hz)

**Ex. 34:** 6-Chloro-2-(3-chlorobenzoyl)-3-(valerylamino)indole

The title compound was prepared according to the procedure described in Example 19 employing 3-amino-6-chloro-2-(3-chlorobenzoyl)indole (Example 30) and valeryl chloride. m.p.: 159-160 °C <sup>1</sup>H-NMR (CDCl<sub>3</sub>) δ: 9.94 (1H, br s), 8.28 (1H, d, J=9.2 Hz), 8.19 (1H, br s), 7.77 (1H, t, J=1.8 Hz), 7.70-7.58 (2H, m), 7.51 (1H, t, J=7.7 Hz), 7.31 (1H, d, J=1.8 Hz), 7.11 (1H, dd, J=1.8, 8.8 Hz), 2.49 (2H, t, J=7.3 Hz), 1.81-1.70 (2H, m), 1.51-1.37 (2H, m), 0.97 (3H, t, J=7.3 Hz)

**Ex. 35:** 6-Chloro-2-(3-chlorobenzoyl)-3-(isovalerylamino)indole

The title compound was prepared according to the procedure described in Example 19 employing 3-amino-6-chloro-2-(3-chlorobenzoyl)indole (Example 30) and isovaleryl chloride. m.p.: 185-186 °C <sup>1</sup>H-NMR (CDCl<sub>3</sub>) δ: 9.94 (1H, br s), 8.28 (1H, d, J=8.8 Hz), 8.19 (1H, br s), 7.78 (1H, t, J=1.8 Hz), 7.68 (1H, dt, J=1.5, 1.5, 7.3 Hz), 7.61 (1H, ddd, J=1.5, 1.8, 8.1 Hz), 7.51 (1H, t, J=7.7 Hz), 7.31 (1H, d, J=1.5 Hz), 7.11 (1H, dd, J=1.8, 8.8 Hz), 2.37-2.20 (3H, m), 1.06 (6H, d, J=6.2 Hz)

**Ex. 36:** 6-Chloro-2-(3-chlorobenzoyl)-3-(methoxyacetyl-amino)indole

The title compound was prepared according to the procedure described in Example 19 employing 3-amino-6-chloro-2-(3-chlorobenzoyl)indole (Example 30) and methoxyacetyl chloride. m.p.: 154-155 °C <sup>1</sup>H-NMR (CDCl<sub>3</sub>) δ: 10.22 (1H, br s), 8.41 (1H, br s), 8.21 (1H, d, J=9.2 Hz), 7.77 (1H, dd, J=1.5, 2.2 Hz), 7.68 (1H, ddd, J=1.1, 1.5, 7.7 Hz), 7.59 (1H, ddd, J=1.1, 1.8, 7.7 Hz), 7.49 (1H, dd, J=7.7, 8.1 Hz), 7.34 (1H, d, J=1.8 Hz), 7.13 (1H, dd, J=1.8, 8.8 Hz), 4.05 (2H, s), 3.53 (3H, s)

**Ex. 37:** 3-Acetylamino-6-chloro-2-(4-chlorobenzoyl)indole

Step 1. 3-Acetylamino-6-chloro-1-ethoxycarbonyl-2-(4-chlorobenzoyl)indole

The title compound was prepared according to the procedure described in step 2 of Example 1 and step 1 of Example 2 (Method A) from 4-chloro-2-(ethoxycarbonylamino)benzotrile (Example 1, step 1) and 2-bromo-4'-chloroacetophenone.

<sup>1</sup>H-NMR (CDCl<sub>3</sub>) δ: 9.06 (1H, br s), 8.11 (1H, br s), 7.82-7.69 (3H, m), 7.45-7.42 (2H, m), 7.27-7.24 (1H, m), 4.05 (2H, q, J=7.0 Hz), 2.22 (3H, s), 1.07 (3H, t, J=7.0 Hz)

Step 2. 3-Acetylamino-6-chloro-2-(4-chlorobenzoyl)indole

The title compound was prepared according to the procedure described in step 2 of Example 2 (Method A) from 3-acetylamino-6-chloro-2-(4-chlorobenzoyl)-1-(ethoxycarbonyl)indole (step 1). m.p.: 175-176 °C (ethyl acetate/hexane)

<sup>1</sup>H-NMR (CDCl<sub>3</sub>) δ: 9.83 (1H, br s), 8.22 (1H, br s), 8.17 (1H, br s), 7.77 (2H, d, J=8.4 Hz), 7.55 (2H, d, J=8.4 Hz), 7.30-7.26 (1H, m), 7.13 (1H, d, J=8.8 Hz), 2.27 (3H, s)

IR (KBr) v: 3450, 1660, 1620, 1590, 1540, 1320, 1250, 1090, 850, 760 cm<sup>-1</sup>

**Ex. 38:** 3-Acetylamino-6-chloro-2-(3-fluorobenzoyl)indole

Step 1. 3-Acetylamino-6-chloro-1-ethoxycarbonyl-2-(3-fluorobenzoyl)indole

The title compound was prepared according to the procedure described in step 2 of Example 1 and step 1 of Example 2 (Method A) from 4-chloro-2-(ethoxycarbonylamino)benzotrile (Example 1, step 1) and 2-bromo-3'-fluoroacetophenone (T. Rosen, A. A. Nagel, J. P. Rizzi, J. L. Ives, J. B. Daffeh, et al., *J. Med. Chem.*, **1990**, 33, 2715-2720.).

<sup>1</sup>H-NMR (CDCl<sub>3</sub>) δ: 9.05 (1H, br s), 8.18 (1H, d, J=1.5 Hz), 7.88 (1H, d, J=8.4 Hz), 7.55-7.23 (5H, m), 4.01 (2H, q, J=7.0 Hz), 2.24 (3H, s), 1.03 (3H, t, J=7.0 Hz)

Step 2. 3-Acetylamino-6-chloro-2-(3-fluorobenzoyl)indole

The title compound was prepared according to the procedure described in step 2 of Example 2 (Method A) from 3-acetylamino-6-chloro-2-(3-fluorobenzoyl)-1-(ethoxycarbonyl)indole (step 1). m.p.: 201-202 °C (ethanol)

<sup>1</sup>H-NMR (CDCl<sub>3</sub>) δ: 9.89 (1H, br s), 8.27-8.18 (2H, m), 7.61-7.26 (5H, m), 7.12 (1H, dd, J=1.8, 8.8 Hz), 2.27 (3H, s) IR (KBr) v: 3450, 1680, 1640, 1510, 1320, 1260, 1250, 860, 820, 520 cm<sup>-1</sup>

**Ex. 39:** 3-Acetylamino-6-chloro-2-(4-fluorobenzoyl)indole

Step 1. 3-Acetylamino-6-chloro-1-ethoxycarbonyl-2-(4-fluorobenzoyl)indole

The title compound was prepared according to the procedure described in step 2 of Example 1 and step 1 of Example 2 (Method A) from 4-chloro-2-(ethoxycarbonylamino)benzotrile (Example 1, step 1) and 2-bromo-4'-fluoroacetophenone. m.p.: 196-198 °C <sup>1</sup>H-NMR (CDCl<sub>3</sub>) δ: 8.98 (1H, br s), 8.17 (1H, d, J=1.5 Hz), 7.86-7.78 (3H, m), 7.28 (1H, dd, J=1.8, 8.8 Hz), 7.18-7.11 (2H, m), 4.02 (2H, q, J=7.0 Hz), 2.23 (3H, s), 1.03 (3H, t, J=7.0 Hz)

Step 2. 3-Acetylamino-6-chloro-2-(4-fluorobenzoyl)indole

The title compound was prepared according to the procedure described in step 2 of Example 2 (Method A) from 3-acetylamino-6-chloro-1-ethoxycarbonyl-2-(4-fluorobenzoyl)indole (step 1). m.p.: 205-207 °C (ethanol/hexane)

<sup>1</sup>H-NMR (CDCl<sub>3</sub>) δ: 9.79 (1H, br s), 8.24 (1H, br s), 8.19 (1H, d, J=9.2 Hz), 7.87-7.83  
5 (2H, m), 7.30-7.22 (3H, m), 7.11 (1H, dd, J=1.8, 8.8 Hz), 2.25 (3H, s)

IR (KBr) ν: 3450, 1680, 1640, 1600, 1500, 1320, 1240, 840, 820, 600, 510 cm<sup>-1</sup>

**Ex. 40:** 3-Amino-6-chloro-2-(4-methylthiobenzoyl)indole

Step 1. 3-Amino-6-chloro-1-ethoxycarbonyl-2-(4-methylthiobenzoyl)indole

The title compound was prepared according to the procedure described in step 2  
10 of Example 1 from 4-chloro-2-(ethoxycarbonylamino)benzotrile (Example 1, step 1) and 2-bromo-4'-methylthioacetophenone (Cutler et al., *J. Am. Chem. Soc.*, **1952**, 74, 5475). <sup>1</sup>H-NMR (CDCl<sub>3</sub>) δ: 8.25 (1H, d, J=1.8 Hz), 7.67 (2H, d, J=8.4 Hz), 7.53 (1H, d, J=8.4 Hz), 7.31-7.23 (3H, m), 5.75 (2H, br s), 3.82 (2H, q, J=7.0 Hz), 2.51 (3H, s), 0.89 (3H, t, J=7.0 Hz)

15 Step 2. 3-Amino-6-chloro-2-(4-methylthiobenzoyl)indole

The title compound was prepared according to the procedure described in step 3 of Example 1 from 3-amino-6-chloro-1-ethoxycarbonyl-2-(4-methylthiobenzoyl)indole (step 1). m.p.: 172-173 °C <sup>1</sup>H-NMR (CDCl<sub>3</sub>) δ: 7.77-7.72 (2H, m), 7.59 (1H, br s), 7.53 (1H, d, J=8.8 Hz), 7.38-7.33 (2H, m), 7.23 (1H, d, J=1.5 Hz), 7.04 (1H, dd, J=1.8,  
20 8.4 Hz), 5.57 (2H, br s), 2.55 (3H, s)

**Ex. 41:** 3-Acetylamino-6-chloro-2-(4-methylthiobenzoyl)indole

The title compound was prepared according to the procedure described in Example 19 from 3-amino-6-chloro-2-(4-methylthiobenzoyl)indole (Example 40).

m.p.: 187-188 °C <sup>1</sup>H-NMR (CDCl<sub>3</sub>) δ: 9.87 (1H, br s), 8.24 (1H, br s), 8.20 (1H, d, J=8.4 Hz), 7.76-7.73 (2H, m), 7.39-7.35 (2H, m), 7.29 (1H, d, J=1.5 Hz), 7.11 (1H, dd, J=1.8, 8.8 Hz), 2.56 (3H, s), 2.26 (3H, s)

**Ex. 42:** 3-Amino-2-(3-bromobenzoyl)-6-chloroindole

Step 1. 3-Amino-2-(3-bromobenzoyl)-6-chloro-1-(ethoxycarbonyl)indole

The title compound was prepared according to the procedure described in step 2  
30 of Example 1 from 4-chloro-2-(ethoxycarbonylamino)benzotrile (Example 1, step 1) and 2-bromo-3'-bromoacetophenone. <sup>1</sup>H-NMR (CDCl<sub>3</sub>) δ: 8.25 (1H, d, J=1.5 Hz),

7.90 (1H, t, J=1.8 Hz), 7.64-7.59 (2H, m), 7.54 (1H, d, J=8.4 Hz), 7.34-7.26 (2H, m), 5.87 (2H, br s), 3.84 (2H, q, J=7.0 Hz), 0.89 (3H, t, J=7.0 Hz)

Step 2. 3-Amino-2-(3-bromobenzoyl)-6-chloroindole

The title compound was prepared according to the procedure described in step 3  
5 of Example 1 from 3-amino-2-(3-bromobenzoyl)-6-chloro-1-(ethoxycarbonyl)indole (step 1). m.p.: 142-143 °C <sup>1</sup>H-NMR (CDCl<sub>3</sub>) δ: 7.93 (1 H, dd, J=1.5, 1.8 Hz), 7.74-7.66 (2 H, m), 7.53 (1 H, d, J=8.4 Hz), 7.52 (1 H, br s), 7.41 (1 H, dd, J=7.7, 8.1 Hz), 7.26 (1 H, d, J=2.6 Hz), 7.04 (1 H, dd, J=1.7, 8.4 Hz), 5.69 (2 H, br s)

Ex. 43: 3-Acetylamino-2-(3-bromobenzoyl)-6-chloroindole

10 The title compound was prepared according to the procedure described in Example 19 from 3-amino-2-(3-bromobenzoyl)-6-chloroindole (Example 42).

m.p.: 183-184 °C <sup>1</sup>H-NMR (CDCl<sub>3</sub>) δ: 9.78 (1 H, br s), 8.22 (1 H, d, J=8.8 Hz), 8.21 (1 H, br s), 7.93 (1 H, t, J=1.8 Hz), 7.78-7.70 (2 H, m), 7.44 (1 H, t, J=7.9 Hz), 7.32 (1 H, d, J=1.5 Hz), 7.12 (1 H, dd, J=1.8, 9.2 Hz), 2.26 (3 H, s)

15 Ex. 44: 3-Acetylamino-2-(3-benzyloxybenzoyl)-6-chloroindole

Step 1. 3-Amino-2-(3-benzyloxybenzoyl)-6-chloro-1-(ethoxycarbonyl)indole

The title compound was prepared according to the procedure described in step 2  
of Example 1 from 4-chloro-2-(ethoxycarbonylamino)benzotrile (Example 1, step 1)  
and 2-bromo-3'-(benzyloxy)acetophenone (T.Fujii, M.Ohba, M.Tsuchida, K.Saito,  
20 Y.Hirano, and J.Sakaguchi, *Chem.Pharm.Bull.*, **1986**, 34, 496-507).

<sup>1</sup>H-NMR (CDCl<sub>3</sub>) δ: 8.25 (1H, d, J=1.5 Hz), 7.60-7.23 (10H, m), 7.18-7.06 (1H, m), 5.76 (2H, br s), 5.11 (2H, s), 3.74 (2H, q, J=7.3 Hz), 0.85 (3H, t, J=7.3 Hz)

Step 2. 3-Acetylamino-2-(3-benzyloxybenzoyl)-6-chloro-1-(ethoxycarbonyl)indole

The title compound was prepared according to the procedure described in step 1  
25 of Example 2 (Method A) from 3-amino-2-(3-benzyloxybenzoyl)-6-chloro-1-(ethoxycarbonyl)indole (step 1).

<sup>1</sup>H-NMR (CDCl<sub>3</sub>) δ: 9.02 (1H, br s), 8.20 (1H, s), 7.90 (1H, , J=8.4 Hz), 7.48-7.16 (10H, m), 5.29 (2H, s), 3.91 (2H, q, J=7.0 Hz), 2.22 (3H, s), 0.95 (3H, t, J=7.0 Hz)

Step 3. 3-Acetylamino-2-(3-benzyloxybenzoyl)-6-chloroindole

30 The title compound was prepared according to the procedure described in step 2 of Example 2 (Method A) from 3-acetylamino-2-(3-benzyloxybenzoyl)-6-chloro-1-

(ethoxycarbonyl)indole (step 2).m.p.: 159-161 °C

<sup>1</sup>H-NMR (CDCl<sub>3</sub>) δ: 9.88 (1H, br s), 8.25 (1H, br s), 8.21 (1H, d, J=9.2 Hz), 7.50-7.21 (10H, m), 7.08 (1H, dd, J=8.8, 1.8 Hz), 5.14 (2H, s), 2.24 (3H, s)

**Ex. 45:** 3-Acetylamino-6-chloro-2-(3-hydroxybenzoyl)indole

5           3-Acetylamino-2-(3-benzyloxybenzoyl)-6-chloroindole (Example 44, 0.42 g, 1.0mmol) was hydrogenolyzed in the presence of palladium on activated carbon (10%, 0.10 g) in a mixture of ethyl acetate (10 ml) and ethanol (1.0 ml) at atmospheric pressure overnight. The mixture was filtered and the filtrate was concentrated *in vacuo*. The residual solid was recrystallization from ethyl acetate/hexane to afford  
10 0.13 g (40%) of the title compound as a pale yellow solid. m.p.:130-145 °C <sup>1</sup>H-NMR (CDCl<sub>3</sub>) δ: 11.73 (1H, brs), 9.80-9.65 (2H, m), 7.62 (1H, d, J=8.4 Hz), 7.50-6.98 (5H, m), 1.76 (3H, s) The signal due to H of OH was not observed.

**Ex. 46:** 3-Acetylamino-6-chloro-2-(3,4-dichlorobenzoyl)indole

Step 1. 3-Acetylamino-6-chloro-2-(3,4-dichlorobenzoyl)-1-(ethoxycarbonyl)indole

15           The title compound was prepared according to the procedure described in step 2 of Example 1 and step 1 of Example 2 (Method A) from 4-chloro-2-(ethoxycarbonylamino)benzotrile (Example 1, step 1) and 2-bromo-3',4'-dichloroacetophenone.

<sup>1</sup>H-NMR (CDCl<sub>3</sub>) δ: 9.11 (1H, br s), 7.99 (1H, d, J=1.8 Hz), 7.92 (1H, d, J=1.8 Hz),  
20 7.65 (1H, d, J=8.4 Hz), 7.57 (1H, dd, J=2.0, 8.2 Hz), 7.51 (1H, d, J=8.4 Hz), 7.20 (1H, dd, J=1.8, 8.8 Hz), 4.15 (2H, q, J=7.0 Hz), 2.21 (3H, s), 1.17 (3H, t, J=7.0 Hz)

Step 2. 3-Acetylamino-6-chloro-2-(3,4-dichlorobenzoyl)indole

The title compound was prepared according to the procedure described in step 2 of Example 2 (Method A) from 3-acetylamino-6-chloro-2-(3,4-dichlorobenzoyl)-1-  
25 (ethoxycarbonyl)indole (step 1). m.p.: 169-171 °C <sup>1</sup>H-NMR (CDCl<sub>3</sub>) δ: 9.74 (1H, br s), 8.25 (1H, br s), 8.19 (1H, d, J=9.2 Hz), 7.90 (1H, t, J=1.1 Hz), 7.64 (2H, br s), 7.31 (1H, d, J=1.5 Hz), 7.11 (1H, dd, J=1.8, 9.2 Hz), 2.26 (3H, s)

IR (KBr) ν: 3300, 1660, 1620, 1580, 1540, 1320, 1230, 1030, 800, 760 cm<sup>-1</sup>

**Ex. 47:** 3-Amino-6-chloro-2-(3,5-difluorobenzoyl)indole

30 Step 1. 3-Amino-6-chloro-2-(3,5-difluorobenzoyl)-1-(ethoxycarbonyl)indole

The title compound was prepared according to the procedure described in step 3

of Example 1 from 4-chloro-2-(ethoxycarbonylamino)benzotrile (Example 1, step 1) and 2-bromo-3',5'-difluoroacetophenone (prepared according to the method of S.Kajigaeshi et al., *Bull.Chem.Soc.Jpn.*, **1987**, 60, 1159-1160).

<sup>1</sup>H-NMR (CDCl<sub>3</sub>) δ: 8.24 (1H, d, J=1.8 Hz), 7.54 (1H, d, J=8.4 Hz), 7.33 (1H, dd, J=1.8, 8.4 Hz), 7.29-7.22 (2H, m), 6.97-6.88 (1H, m), 5.90 (2H, br s), 3.94 (2H, q, J=7.0 Hz), 1.00 (3H, t, J=7.0 Hz)

Step 2. 3-Amino-6-chloro-2-(3,5-difluorobenzoyl)indole

The title compound was prepared according to the procedure described in step 2 of Example 1 from 3-amino-6-chloro-2-(3,5-difluorobenzoyl)-1-(ethoxycarbonyl)indole (step 1). m.p.: 149-151 °C

<sup>1</sup>H-NMR (CDCl<sub>3</sub>) δ: 7.54 (1 H, d, J=8.4 Hz), 7.45 (1 H, br s), 7.39-7.26 (3 H, m), 7.06 (1 H, dd, J=1.8, 8.4 Hz), 7.02-6.96 (1 H, m), 5.79 (2 H, br s)

Ex. 48: 3-Acetylamino-6-chloro-2-(3,5-difluorobenzoyl)indole

The title compound was prepared according to the procedure described in Example 19 from 3-amino-6-chloro-2-(3,5-difluorobenzoyl)indole (Example 47).

m.p.: 232-233 °C <sup>1</sup>H-NMR (CDCl<sub>3</sub>) δ: 9.87 (1 H, br s), 8.25 (1 H, d, J=8.8 Hz), 8.18 (1 H, br s), 7.38-7.32 (3 H, m), 7.12 (1 H, dd, J=1.8, 8.8 Hz), 7.09-7.04 (1 H, m), 2.28 (3 H, s)

Ex. 49: 3-Amino-6-chloro-2-(3-trifluoromethylbenzoyl)indole

Step 1. 3-Amino-6-chloro-1-ethoxycarbonyl-2-(3-trifluoromethylbenzoyl)indole

The title compound was prepared according to the procedure described in step 2 of Example 1 from 4-chloro-2-(ethoxycarbonylamino)benzotrile (Example 1, step 1) and 2-bromo-3'-trifluoromethylacetophenone (M. Kihara, M. Kashimoto, and Y. Kobayashi, *Tetrahedron*, **1992**, 48, 67-78). <sup>1</sup>H-NMR (CDCl<sub>3</sub>) δ: 8.25 (1H, d, J=1.8 Hz), 8.03 (1H, br s), 7.89 (1H, br d, J=7.7 Hz), 7.74 (1H, br d, J=8.1 Hz), 7.59-7.54 (2H, m), 7.33 (1H, dd, J=1.8, 8.4 Hz), 5.93 (2H, br s), 3.80 (2H, q, J=7.0 Hz), 0.88 (3H, t, J=7.0 Hz)

Step 2. 3-Amino-6-chloro-2-(3-trifluoromethylbenzoyl)indole

The title compound was prepared according to the procedure described in step 3 of Example 1 from 3-amino-6-chloro-1-(ethoxycarbonyl)-2-(3-trifluoromethylbenzoyl)indole (step 1). m.p.: 84-87 °C

<sup>1</sup>H-NMR (CDCl<sub>3</sub>) δ: 8.07 (1 H, br s), 7.99 (1 H, br d, J=8.1 Hz), 7.82 (1 H, br d, J=7.7 Hz), 7.67 (1 H, t, J=7.7 Hz), 7.55 (1 H, d, J=8.8 Hz), 7.46 (1 H, br s), 7.26 (1 H, d, J=2.2 Hz), 7.06 (1 H, dd, J=1.8, 8.8 Hz), 5.72 (2 H, br s)

**Ex. 50:** 6-Chloro-3-(isovalerylamino)-2-(3-trifluoromethylbenzoyl) indole

5 The title compound was prepared according to the procedure described in Example 19 employing 3-amino-6-chloro-2-(3-trifluoromethylbenzoyl)indole (Example 49) and isovaleryl chloride. m.p.: 179-180 °C

<sup>1</sup>H-NMR (CDCl<sub>3</sub>) δ: 9.87 (1H, br s), 8.27 (1H, d, J=8.8 Hz), 8.18 (1H, br s), 8.07 (1H, br s), 8.00 (1H, d, J=8.1 Hz), 7.89 (1H, d, J=7.7 Hz), 7.71 (1H, t, J=7.7 Hz), 7.31 (1H, d, J=1.8 Hz), 7.13 (1H, dd, J=1.8, 8.8 Hz), 2.37-2.20 (3H, m), 1.05 (6H, d, J=6.2 Hz)

10 **Ex. 51:** 3-Amino-6-chloro-2-(4-trifluoromethoxybenzoyl)indole

Step 1. 3-Amino-6-chloro-1-ethoxycarbonyl-2-(4-trifluoromethoxybenzoyl)indole

The title compound was prepared according to the procedure described in step 2 of Example 1 from 4-chloro-2-(ethoxycarbonylamino)benzotrile (Example 1, step 1) and 2-bromo-4'-trifluoromethoxyacetophenone.

<sup>1</sup>H-NMR (CDCl<sub>3</sub>) δ: 8.25 (1H, d, J=1.8 Hz), 7.82-7.77 (2H, m), 7.54 (1H, d, J=8.4 Hz), 7.33-7.26 (3H, m), 5.88 (2 H, s), 3.82 (2H, q, J=7.2 Hz), 0.87 (3H, t, J=7.2 Hz)

Step 2. 3-Amino-6-chloro-2-(4-trifluoromethoxybenzoyl)indole:

20 The title compound was prepared according to the procedure described in step 3 of Example 1 from 3-amino-6-chloro-1-(ethoxycarbonyl)-2-(4-trifluoromethoxybenzoyl)indole (step 1). <sup>1</sup>H-NMR (CDCl<sub>3</sub>) δ: 7.89-7.83 (2H, m), 7.54 (1H, d, J=8.8 Hz), 7.52 (1H, br s), 7.37 (2H, br d, J=8.8 Hz), 7.24 (1H, d, J=1.5 Hz), 7.05 (1H, dd, J=1.6, 8.8 Hz), 5.70 (2H, br s)

IR (KBr) ν: 3350, 1620, 1610, 1490, 1260, 1210, 1170 cm<sup>-1</sup>

25 **Ex. 52:** 3-Acetylamino-6-chloro-2-(4-trifluoromethoxybenzoyl)indole

The title compound was prepared according to the procedure described in Example 19 employing 3-amino-6-chloro-2-(4-trifluoromethoxybenzoyl)indole (Example 51). m.p.: 213-214 °C <sup>1</sup>H-NMR (CDCl<sub>3</sub>) δ: 9.75 (1H, br s), 8.23 (1H, br s), 8.19 (1H, d, J=8.8 Hz), 7.89-7.85 (2H, m), 7.41 (2H, d, J=8.1 Hz), 7.31 (1H, d, J=1.8 Hz), 7.12 (1H, dd, J=1.8, 8.8 Hz), 2.25 (3H, s) IR (KBr) ν: 3250, 1680, 1640, 1620, 1580, 1560, 1500, 1300, 1280, 1260, 1230, 1210, 1160, 920 cm<sup>-1</sup>

30

**Ex. 53:** 3-Amino-6-chloro-2-(4-chloro-3-methylbenzoyl)indole**Step 1.** 3-Amino-6-chloro-2-(4-chloro-3-methylbenzoyl)-1-(ethoxycarbonyl)indole

The title compound was prepared according to the procedure described in step 2 of Example 1 from 4-chloro-2-(ethoxycarbonylamino)benzotrile (Example 1, step 1) and 2-bromo-4'-chloro-3'-methylacetophenone.

<sup>1</sup>H-NMR (CDCl<sub>3</sub>) δ: 8.24 (1H, d, J=1.8 Hz), 7.63 (1H, d, J=2.2 Hz), 7.53 (1H, d, J=8.4 Hz), 7.50-7.46 (1H, m), 7.39 (1H, d, J=8.4 Hz), 7.31 (1H, dd, J=1.8, 8.4 Hz), 5.78 (2H, br s), 3.85 (2H, q, J=7.0 Hz), 2.42 (3H, s), 0.92 (3H, t, J=7.0 Hz)

**Step 2.** 3-Amino-6-chloro-2-(4-chloro-3-methylbenzoyl)indole

The title compound was prepared according to the procedure described in step 3 of Example 1 from 3-amino-6-chloro-1-(ethoxycarbonyl)-2-(4-chloro-3-methylbenzoyl)indole (step 1). m.p.: 142-143 °C

<sup>1</sup>H-NMR (CDCl<sub>3</sub>) δ: 7.68-7.40 (5H, m), 7.24 (1H, d, J=1.8 Hz), 7.04 (1H, dd, J=1.5, 8.4 Hz), 5.60 (2H, br s), 2.47 (3H, s)

**Ex. 54:** 6-Chloro-2-(4-chloro-3-methylbenzoyl)-3-(isovaleryl-amino)-indole

The title compound was prepared according to the procedure described in Example 19 employing 3-amino-6-chloro-2-(4-chloro-3-methylbenzoyl)indole (Example 53). m.p.: 202-203 °C <sup>1</sup>H-NMR (CDCl<sub>3</sub>) δ: 9.97 (1H, br s), 8.27 (1H, d, J=9.2 Hz), 8.19 (1H, br s), 7.71-7.51 (3H, m), 7.29 (1H, d, J=1.8 Hz), 7.10 (1H, dd, J=1.8, 9.2 Hz), 2.48 (3H, s), 2.36-2.23 (3H, m), 1.05 (6H, d, J=6.2 Hz)

**Ex. 55:** 2-Benzoyl-6-chloro-3-(2-chlorobenzamido)indole

The title compound was prepared according to the procedure described in Example 19 employing 3-amino-2-benzoyl-6-chloroindole (Example 1) and 2-chlorobenzoyl chloride. m.p.: 229-234 °C (dichloromethane/hexane)

<sup>1</sup>H-NMR (DMSO-d<sub>6</sub>) δ: 11.98 (1H, brs), 10.35 (1H, s), 7.86-7.38 (9H, m), 7.34-7.24 (1H, m), 7.18 (1H, dd, J=1.8, 8.8 Hz), 6.68 (1H, d, J=7.3 Hz)

**Ex. 56:** 2-Benzoyl-6-chloro-3-[(3-ethoxycarbonyl)propionyl-amino] indole

The title compound was prepared according to the procedure described in Example 19 employing 3-amino-2-benzoyl-6-chloroindole (Example 1) and ethyl succinyl chloride. m.p.: 156-163 °C <sup>1</sup>H-NMR (CDCl<sub>3</sub>) δ: 9.96 (1H, br s), 8.39 (1H, br s), 8.20-8.12 (1H, m), 7.95-7.77 (2H, d, J=7.3 Hz), 7.68-7.52 (3H, m), 7.27 (1H, s),

7.10-7.02 (1H, m), 4.15 (2H, q, J=7.0 Hz), 2.74 (4H, s), 1.23 (3H, t, J=7.0 Hz)

**Ex. 57:** 2-Benzoyl-6-chloro-3-(succinamoylamino)indole

A solution of 2-benzoyl-6-chloro-3-[(3-ethoxycarbonyl)propionylamino]indole (Example 56, 600 mg, 1.5 mmol) in ammonia solution (10% in ethanol, 15 ml) was stirred for 16 h. The resulting solids were collected by filtration and recrystallized from methanol to afford 150 mg (27%) of the title compound as yellow solid.

m.p.: 258-263 °C <sup>1</sup>H-NMR (CDCl<sub>3</sub>) δ: 11.82 (1H, br s), 9.72 (1H, br s), 7.78-7.68 (2H, m), 7.67-7.58 (2H, m), 7.57-7.46 (2H, m), 7.45 (1H, d, J=7.3 Hz), 7.24 (1H, br s), 7.10 (1H, dd, J=1.8, 8.8 Hz), 6.73 (1H, br s), 2.20-2.07 (4H, m)

10 **Ex. 58:** (S)-(-)-3-(2-Acetoxypropionyl)amino-2-benzoyl-6-chloroindole

The title compound was prepared according to the procedure described in Example 19 employing 3-amino-2-benzoyl-6-chloroindole (Example 1) and (S)-(-)-2-acetoxypropionyl chloride. m.p.: 80-85 °C <sup>1</sup>H-NMR (CDCl<sub>3</sub>) δ: 10.81 (1H, br s), 8.37 (1H, d, J=8.8 Hz), 8.31 (1H, br s), 7.82-7.77 (2H, m), 7.70-7.53 (3H, m), 7.29 (1H, d, J=1.5 Hz), 7.12 (1H, dd, J=1.5, 8.8 Hz), 5.44 (1H, q, J=7.0 Hz), 2.33 (3H, s), 1.61 (3H, d, J=7.0 Hz) [α]<sub>D</sub><sup>23</sup> - 42.30 (MeOH, c=0.87)

**Ex. 59:** (S)-(+)-2-Benzoyl-6-chloro-3-[(2-hydroxypropionyl)amino]indole

A solution of (S)-(-)-3-(2-acetoxypropionylamino)-2-benzoyl-6-chloroindole (Example 58, 580 mg, 1.5 mmol) and potassium carbonate (2.0 g, 14 mmol) in ethanol (30 ml) and water (10 ml) was stirred for 2 h. The mixture was concentrated and extracted with ethyl acetate (50 ml x 2). The organic extracts were dried (MgSO<sub>4</sub>) and concentrated to give a yellow amorphous solid. Recrystallization from ethyl acetate/hexane gave 420 mg (81%) of the title compound as a yellow solid.

m.p.: 185-190 °C <sup>1</sup>H-NMR (CDCl<sub>3</sub>) δ: 11.72 (1H, br s), 10.40 (1H, br s), 7.96 (1H, d, J=8.8 Hz), 7.83-7.75 (2H, m), 7.70-7.52 (3H, m), 7.45 (1H, d, J=1.8 Hz), 7.10 (1H, dd, J=1.8, 8.8 Hz), 5.89 (1H, br s), 4.14-4.00 (1H, m), 1.12 (3H, d, J=7.0 Hz)

[α]<sub>D</sub><sup>23</sup> + 17.53 (MeOH, c=0.73)

**Ex. 60:** 3-(2-Acetoxyisobutyrylamino)-2-benzoyl-6-chloroindole

The title compound was prepared according to the procedure described in Example 19 employing 3-amino-2-benzoyl-6-chloroindole (Example 1) and 2-acetoxyisobutyryl chloride. m.p.: 162-165 °C <sup>1</sup>H-NMR (CDCl<sub>3</sub>) δ: 10.78 (1H, br s),

8.36 (1H, d, J=9.2 Hz), 8.28 (1H, br s), 7.85-7.76 (2H, m), 7.68-7.53 (3H, m), 7.26 (1H, d, J=1.8 Hz), 7.08 (1H, dd, J=1.8, 9.2 Hz), 2.21 (3H, s), 1.75 (6H, s)

**Ex. 61:** 2-Benzoyl-6-chloro-3-(2-hydroxyisobutyrylamino)indole

The titled compound was prepared according to the procedure described in Example 59 from 3-(2-acetoxyisobutyrylamino)-2-benzoyl-6-chloroindole (Example 60). m.p.: 234-238 °C <sup>1</sup>H-NMR (DMSO-d<sub>6</sub>) δ: 11.66 (1H, br s), 10.44 (1H, br s), 7.97 (1H, d, J=8.8 Hz), 7.83-7.76 (2H, m), 7.70-7.50 (3H, m), 7.45 (1H, d, J=1.5 Hz), 5.71 (1H, s), 7.08 (1H, dd, J=1.5, 8.8 Hz), 1.20 (6H, s)

**Ex. 62:** 3-Acetylamino-6-chloro-2-(thiophene-2-carbonyl)indole

10 Step 1. 3-Amino-6-chloro-1-(ethoxycarbonyl)-2-(thiophene-2-carbonyl)indole

The title compound was prepared according to the procedure described in step 2 of Example 1 from 4-chloro-2-(ethoxycarbonylamino)benzotrile (Example 1, step 1) and 2-(bromoacetyl)thiophene (Steinkopt, *Justus Liebig Ann. Chem.*, **1923**, 430, 103). <sup>1</sup>H-NMR (CDCl<sub>3</sub>) δ: 8.27 (1H, d, J=1.8 Hz), 7.62-7.40 (3H, m), 7.30 (1H, dd, J=1.8, 8.4 Hz), 7.15-7.05 (1H, m), 5.70 (2H, s), 3.97 (2H, q, J=7.3 Hz), 0.94 (3H, t, J=7.3 Hz)

15 Step 2. 3-Acetylamino-6-chloro-1-(ethoxycarbonyl)-2-(thiophene-2-carbonyl)indole

The title compound was prepared according to the procedure described in step 1 of Example 2 (Method A) from 3-amino-6-chloro-1-(ethoxycarbonyl)-2-(thiophene-2-carbonyl)indole (step 1). <sup>1</sup>H-NMR (CDCl<sub>3</sub>) δ: 8.94 (1H, br s), 8.24 (1H, d, J=1.5 Hz), 7.90 (1H, d, J=8.4 Hz), 7.69 (1H, dd, J=1.1, 5.1 Hz), 7.55 (1H, J=1.1, 4.0 Hz), 7.31 (1H, dd, J=1.8, 8.8 Hz), 7.13 (1H, d, J=4.8, 5.1 Hz), 4.10 (2H, q, J=7.3 Hz), 2.24 (3H, s), 1.03 (3H, t, J=7.3 Hz)

Step 3. 3-Acetylamino-6-chloro-2-(thiophene-2-carbonyl)indole

The title compound was prepared according to the procedure described in step 2 of Example 2 (Method A) from 3-acetylamino-6-chloro-1-(ethoxycarbonyl)-2-(thiophene-2-carbonyl)indole (step 2). m.p.: 228-231 °C <sup>1</sup>H-NMR (CDCl<sub>3</sub>) δ: 10.10 (1H, br s), 8.40 (1H, br s), 8.25 (1H, d, J=9.2 Hz), 7.86 (1H, dd, J=1.1, 3.7 Hz), 7.77 (1H, dd, J=1.1, 5.1 Hz), 7.34 (1H, d, J=1.8 Hz), 7.27 (1H, dd, 3.7, 5.1 Hz), 7.12 (1H, dd, J=1.8, 8.8 Hz), 2.29 (3H, m) IR (KBr) v: 1660, 1560, 1440, 1325, 1250 cm<sup>-1</sup>

30 **Ex. 63:** 3-Acetylamino-6-chloro-2-(2-furoyl)indole

Step 1. 3-Amino-6-chloro-1-(ethoxycarbonyl)-2-(2-furoyl)indole

The title compound was prepared according to the procedure described in step 2 of Example 1 from 4-chloro-2-(ethoxycarbonylamino)benzotrile (Example 1, step 1) and 2-bromoacetyl furan (prepared according to the method of S. Kajigaeshi et al., *Bull.Chem.Soc.Jpn.*, **1987**, 60, 1159-1160). tlc: Rf = 0.4 (33% ethyl acetate in  
5 hexanes)

Step 2. 3-Acetylamino-6-chloro-1-(ethoxycarbonyl)-2-(2-furoyl)indole

The title compound was prepared according to the procedure described in step 1 of Example 2 (Method A) from 3-amino-6-chloro-1-(ethoxycarbonyl)-2-(2-furoyl)indole (step 1). <sup>1</sup>H-NMR (CDCl<sub>3</sub>) δ: 9.21 (1 H, br s), 8.26 (1 H, d, J=1.8 Hz),  
10 7.97 (1 H, d, J=8.8 Hz), 7.60 (1 H, dd, J=0.7, 1.8 Hz), 7.31-7.26 (2 H, m), 6.59 (1 H, dd, J=1.5, 3.7 Hz), 4.13 (2 H, q, J=7.2 Hz), 2.26 (3 H, s), 1.07 (3 H, t, J=7.2 Hz)

Step 3. 3-Acetylamino-6-chloro-2-(2-furoyl)indole

The title compound was prepared according to the procedure described in step 2 of Example 2 (Method A) from 3-acetylamino-6-chloro-1-(ethoxycarbonyl)-2-(2-furoyl)indole (step 2). m.p.: 227-228 °C <sup>1</sup>H-NMR (CDCl<sub>3</sub>) δ: 10.72 (1 H, br s),  
15 9.42 (1 H, br s), 8.42 (1 H, J=9.2 Hz), 7.78 (1 H, dd, J=0.7, 1.8 Hz), 7.47 (1 H, dd, J=0.7, 3.7 Hz), 7.37 (1 H, d, J=1.5 Hz), 7.08 (1 H, dd, J=1.8, 8.8 Hz), 6.71 (1 H, dd, J=1.6, 3.5 Hz), 2.32 (3 H, s) IR (KBr) ν: 3450, 1690, 1620, 1600, 1580, 1570, 1480, 1460, 1340, 1260, 1200, 900, 770, 630 cm<sup>-1</sup>

20 Ex. 64: 3-Amino-6-chloro-2-(nicotinoyl)indole

Step 1. 3-Amino-6-chloro-1-ethoxycarbonyl-2-(nicotinoyl)indole

The title compound was prepared according to the procedure described in step 2 of Example 1 from 4-chloro-2-(ethoxycarbonylamino)benzotrile (Example 1, step 1) and 3-(bromoacetyl)pyridine hydrobromide (H. McKennis et al., *J. Org.Chem.*, **1963**,  
25 387). <sup>1</sup>H-NMR (CDCl<sub>3</sub>) δ: 8.95 (1H, dd, J=0.7, 2.2 Hz), 8.70 (1H, dd, J=1.8, 4.8 Hz), 8.23 (1H, d, J=1.5 Hz), 8.03-7.99 (1H, m), 7.57 (1H, d, J=8.4 Hz), 7.41-7.28 (2H, m), 6.08 (2H, br s), 3.87 (2H, q, J=7.0 Hz), 0.92 (3H, t, J=7.0 Hz)

Step 2. 3-Amino-6-chloro-2-(nicotinoyl)indole

The title compound was prepared according to the procedure described in step 3 of Example 1 from 3-amino-6-chloro-2-(nicotinoyl)-1-(ethoxycarbonyl)indole (step 1).  
30 m.p.: 188-189 °C <sup>1</sup>H-NMR (CDCl<sub>3</sub>) δ: 9.09 (1 H, dd, J=0.7, 2.2 Hz), 8.72 (1 H, dd,

J=1.8, 5.1 Hz), 8.12 (1 H, ddd, J=1.8, 2.2, 7.7 Hz), 8.01 (1 H, br s), 7.55 (1 H, d, J=8.4 Hz), 7.47 (1 H, ddd, J=0.7, 4.8, 7.7 Hz), 7.24 (1 H, d, J=1.1 Hz), 7.05 (1 H, dd, J=1.8, 8.8 Hz), 5.80 (2 H, br s)

**Ex. 65:** 3-Acetylamino-6-chloro-2-(nicotinoyl)indole

5 The title compound was prepared according to the procedure described in Example 19 employing 3-amino-6-chloro-2-(nicotinoyl)indole (Example 64). m.p.: 213-214 °C <sup>1</sup>H-NMR (DMSO-d<sub>6</sub>) δ: 11.90 (1H, br s), 9.83 (1H, br s), 8.82 (1H, d, J=2.2 Hz), 8.76 (1H, dd, J=1.7, 4.9 Hz), 8.09-8.01 (1H, m), 7.64 (1H, d, J=8.8 Hz), 7.54 (1H, dd, J=4.9, 7.9 Hz), 7.47 (1H, d, J=1.5 Hz), 7.13 (1H, dd, J=1.8, 8.8 Hz), 1.64  
10 (3H, s) IR (KBr) v: 3300, 1730, 1680, 1590, 1580, 1540, 1440, 1310, 1250, 1230, 920, 750 cm<sup>-1</sup>

**Ex. 66:** 3-Amino-6-chloro-2-(isonicotinoyl)indole

Step 1. 3-Amino-6-chloro-1-(ethoxycarbonyl)-2-(isonicotinoyl)indole

The title compound was prepared according to the procedure described in step 2  
15 of Example 1 from 4-chloro-2-(ethoxycarbonylamino)benzotrile (Example 1, step 1) and 4-(bromoacetyl)pyridine hydrobromide (A. Taurins and A. Blage, *J. Heterocycl. Chem.*, **1970**, 7, 1137-1141). <sup>1</sup>H-NMR (CDCl<sub>3</sub>) δ: 8.75-8.73 (2H, m), 8.24 (1H, d, J=1.5 Hz), 7.57-7.54 (3H, m), 7.33 (1H, dd, J=1.8, 8.4 Hz), 6.04 (2H, br s), 3.82 (2H, q, J=7.0 Hz), 0.93 (3H, t, J=7.0 Hz)

20 Step 2. 3-Amino-6-chloro-2-(isonicotinoyl)indole

The title compound was prepared according to the procedure described in step 3 of Example 1 from 3-amino-6-chloro-1-(ethoxycarbonyl)-2-(isonicotinoyl)indole (step 1). m.p.: 266-267 °C

<sup>1</sup>H-NMR (CDCl<sub>3</sub>) δ: 8.96-8.82 (2H, m), 7.64-7.62 (2H, m), 7.55 (1H, d, J=8.4 Hz),  
25 7.44 (1H, br s), 7.24 (1H, d, J=1.5 Hz), 7.06 (1H, dd, J=1.8, 8.8 Hz), 5.80 (2H, br s)

**Ex. 67:** 3-Acetylamino-6-chloro-2-(isonicotinoyl)indole

The title compound was prepared according to the procedure described in Example 19 employing 3-amino-6-chloro-2-(isonicotinoyl)indole (Example 66).

m.p.: 262-264 °C <sup>1</sup>H-NMR (DMSO-d<sub>6</sub>): 11.90 (1H, br s), 9.79 (1H, br s), 8.77-8.74  
30 (2H, m), 7.66 (1H, d, J=8.8 Hz), 7.58-7.55 (2H, m), 7.46 (1H, d, J=1.8 Hz), 7.13 (1H, dd, J=1.8, 8.8 Hz), 1.64 (3H, s)

**Ex. 68:** 3-Amino-6-chloro-2-(4-chloropyridine-2-carbonyl)indole**Step 1.** 3-Amino-6-chloro-2-(4-chloropyridine-2-carbonyl)-1-(ethoxycarbonyl)indole

The title compound was prepared according to the procedure described in step 2 of Example 1 from 4-chloro-2-(ethoxycarbonylamino)benzotrile (Example 1, step 1) and 2-(bromoacetyl)-4-chloropyridine hydrobromide\*.

<sup>1</sup>H-NMR (CDCl<sub>3</sub>) δ: 8.50 (1H, d, J=5.5 Hz), 8.20 (1H, d, J=1.8 Hz), 8.06 (1H, d, J=2.6 Hz), 7.52 (1H, d, J=8.4 Hz), 7.38 (1H, dd, J=1.8, 5.1 Hz), 7.25 (1H, dd, J=1.8, 8.4 Hz), 6.06 (2H, br s), 3.86 (2H, q, J=7.0 Hz), 0.96 (3H, t, J=7.0 Hz)

\* 2-(Bromoacetyl)-4-chloropyridine hydrobromide was prepared as follows;

10 4-Chloro-2-pyridinecarbonitrile: To a mixture of 4-chloropyridine-N-oxide (5.00 g, 38.6 mmol) and trimethylsilyl cyanide (4.84 g, 46.3 mmol) in dichloromethane (60 ml) cooled to 0 °C was added dropwise N,N-dimethylcarbonyl chloride (3.8 ml, 40.5 mmol). The mixture was allowed to warm to ambient temperature and stirred for 16 h. The mixture was cooled to 0 °C and a 30% aqueous solution of K<sub>2</sub>CO<sub>3</sub> (100 ml) was added. The crude product was extracted with dichloromethane (100 ml x 2), the organic extracts dried (MgSO<sub>4</sub>) and evaporated to give 4-chloro-2-pyridinecarbonitrile (5.35 g, 100%). <sup>1</sup>H-NMR (CDCl<sub>3</sub>) δ: 8.63 (1 H, d, J=4.8 Hz), 7.72 (1 H, d, J=2.6 Hz), 7.55 (1 H, dd, J=1.8, 5.1 Hz).

20 2-Acetyl-4-chloropyridine: To a solution of 4-chloro-2-pyridinecarbonitrile (5.35 g, 38.6 mmol) in benzene (50 ml) and ether (50 ml) cooled to 0 °C was added dropwise over 20 min a 2M solution of MeMgI in ether (23 ml, 46.3 mmol). After 0.5 h, the mixture was allowed to warm to ambient temperature, and stirring continued for 2 h. The mixture was cooled to 0 °C and 2M aqueous HCl (100 ml) added. The mixture was made basic with saturated aqueous sodium bicarbonate (~80 ml) and the organic layer separated and dried (MgSO<sub>4</sub>). After removal of solvent, the residue was purified by flash chromatography eluting with ethyl acetate/hexane (1:5) to afford 3.60 g (60%) of 2-acetyl-4'-chloropyridine. <sup>1</sup>H-NMR (DMSO-d<sub>6</sub>) δ: 8.59 (1 H, d, J=5.1 Hz), 8.04 (1 H, d, J=1.8 Hz), 7.47 (1 H, dd, J=1.8, 5.1 Hz), 2.72 (3 H, s).

25 2-(Bromoacetyl)-4-chloropyridine hydrobromide: 2-(Bromoacetyl)-4-chloropyridine hydrobromide was prepared from 2-acetyl-4'-chloropyridine according to the method of H. McKennis, Jr., L. B. Turnbull, E. R. Bowman, and E. Tamaki (in *J. Org. Chem.*,

30

1963, 28, 383-387).  $^1\text{H-NMR}$  ( $\text{DMSO-d}_6$ )  $\delta$ : 8.74 (1 H, d,  $J=5.5$  Hz), 8.05 (1 H, d,  $J=1.8$  Hz), 7.88 (1 H, dd,  $J=2.2$  and 5.5 Hz), 5.02 (2 H, s)

Step 2. 3-Amino-6-chloro-2-(4-chloropyridine-2-carbonyl)indole

The title compound was prepared according to the procedure described in step 3  
5 of Example 1 from 3-amino-6-chloro-2-(4-chloropyridine-2-carbonyl)-1-(ethoxycarbonyl)indole (step 1). m.p.: 234-235 °C  $^1\text{H-NMR}$  ( $\text{DMSO-d}_6$ )  $\delta$ : 10.94 (1H, br s), 8.78 (1H, d,  $J=5.5$  Hz), 8.14 (1H, d,  $J=2.2$  Hz), 7.92 (1H, d,  $J=8.4$  Hz), 7.80 (1H, dd,  $J=1.5$ , 5.1 Hz), 7.51 (1H, d,  $J=1.8$  Hz), 6.93 (1H, dd,  $J=1.8$ , 8.8 Hz)

The signal due to  $\text{NH}_2$  was not observed.

10 Ex. 69: 3-Acetylamino-6-chloro-2-(4-chloropyridine-2-carbonyl)indole

The title compound was prepared according to the procedure described in Example 19 employing 3-amino-6-chloro-2-(4-chloropyridine-2-carbonyl)indole (Example 68). m.p.: 201-202 °C  $^1\text{H-NMR}$  ( $\text{DMSO-d}_6$ ): 11.97 (1H, br s), 10.22 (1H, br s), 8.75 (1H, d,  $J=5.1$  Hz), 8.04 (1H, d,  $J=1.5$  Hz), 7.86-7.79 (2H, m), 7.59 (1H, d,  $J=1.8$  Hz), 7.09 (1H, dd,  $J=1.8$ , 8.8 Hz), 1.96 (3H, s)

Ex. 70: 3-Amino-6-chloro-2-(4-methylpyridine-2-carbonyl)indole

Step 1. 3-Amino-6-chloro-1-(ethoxycarbonyl)-2-(4-methylpyridine-2-carbonyl)indole

The title compound was prepared according to the procedure described in step 2  
20 of Example 1 from 4-chloro-2-(ethoxycarbonylamino)benzotrile (Example 1, step 1) and 2-(bromoacetyl)-4-methylpyridine hydrobromide (F. H. Case et al., J. Am. Chem. Soc., 1956, 78, 5842).  $^1\text{H-NMR}$  ( $\text{CDCl}_3$ )  $\delta$ : 8.46 (1H, d,  $J=4.8$  Hz), 8.22 (1H, d,  $J=1.8$  Hz), 7.89 (1H, s), 7.51 (1H, d,  $J=8.4$  Hz), 7.24 (1H, dd,  $J=1.8$ , 8.4 Hz), 7.20 (1H, br d,  $J=4.8$  Hz), 5.97 (2H, br s), 3.80 (2H, q,  $J=7.0$  Hz), 2.46 (3H, s), 0.90 (3H, t,  $J=7.0$  Hz)

25 Step 2. 3-Amino-6-chloro-2-(4-methylpyridine-2-carbonyl)indole

The title compound was prepared according to the procedure described in step 3  
of Example 1 from 3-amino-6-chloro-1-(ethoxycarbonyl)-2-(4-methylpyridine-2-carbonyl)indole (step 1). m.p.: 195-196 °C  $^1\text{H-NMR}$  ( $\text{DMSO-d}_6$ )  $\delta$ : 11.11 (1H, br s), 8.59 (1H, d,  $J=5.1$  Hz), 8.17 (1H, s), 7.52 (1H, d,  $J=8.8$  Hz), 7.33 (1H, d,  $J=1.5$  Hz),  
30 7.29 (1H, d,  $J=4.8$  Hz), 6.96 (1H, dd,  $J=1.8$ , 8.4 Hz), 6.03 (2H, br s), 2.48 (3H, s)

**Ex. 71: 3-Acetylamino-6-chloro-2-(4-methylpyridine-2-carbonyl)indole**

The title compound was prepared according to the procedure described in Example 19 employing 3-amino-6-chloro-2-(4-methylpyridine-2-carbonyl)indole (Example 70). m.p.: 187-188 °C <sup>1</sup>H-NMR (DMSO-d<sub>6</sub>): 12.05 (1H, br s), 10.48 (1H, br s), 8.68 (1H, d, J=4.8 Hz), 7.94 (1H, s), 7.85 (1H, d, J=8.8 Hz), 7.63 (1H, d, J=1.5 Hz), 7.56 (1H, dd, J=0.9, 5.0 Hz), 7.07 (1H, dd, J=1.8, 8.8 Hz), 2.47 (3H, s), 2.04 (3H, s)

**Ex. 72: 3-Amino-6-chloro-2-(4-methoxypyridine-2-carbonyl)indole****Step 1. 3-Amino-6-chloro-1-(ethoxycarbonyl)-2-(4-methoxypyridine-2-carbonyl)indole**

10 The title compound was prepared according to the procedure described in step 2 of Example 1 from 4-chloro-2-(ethoxycarbonylamino)benzotrile (Example 1, step 1) and 2-(bromoacetyl)-4-methoxypyridine hydrobromide\*.

<sup>1</sup>H-NMR (CDCl<sub>3</sub>) δ: 8.42 (1H, d, J=5.9 Hz), 8.22 (1H, d, J=1.8 Hz), 7.61 (1H, d, J=2.9 Hz), 7.51 (1H, d, J=8.4 Hz), 7.27-7.23 (1H, m), 6.89 (1H, dd, J=2.6, 5.9 Hz), 5.96 (2H, br s), 3.95 (3H, s), 3.84 (2H, q, J=7.0 Hz), 0.95 (3H, t, J=7.0 Hz)

\* 2-(Bromoacetyl)-4-methoxypyridine hydrobromide was prepared as follows;

4-Methoxy-2-pyridinecarbonitrile: To a mixture of 4-methoxypyridine-N-oxide (5.00 g, 38.6 mmol) and trimethylsilyl cyanide (4.84 g, 46.3 mmol) in dichloromethane (60 ml) cooled to 0 °C was added dropwise N,N-dimethylcarbonyl chloride (3.8 ml, 40.5 mmol). The mixture was allowed to warm to ambient temperature and stirred for 16 h. The mixture was cooled to 0 °C and a 30% aqueous solution of K<sub>2</sub>CO<sub>3</sub> (100 ml) was added. The crude product was extracted with dichloromethane (100 ml x 2), the organic extracts dried (MgSO<sub>4</sub>) and evaporated to give 4-methoxy-2-pyridinecarbonitrile (5.35 g, 100%). <sup>1</sup>H-NMR (CDCl<sub>3</sub>) δ: 8.51 (1 H, d, J=5.9 Hz), 7.22 (1 H, d, J=2.6 Hz), 7.01 (1 H, dd, J=2.6, 5.9 Hz), 3.91 (3H, s)

2-Acetyl-4-methoxypyridine: To a solution of 4-methoxy-2-pyridinecarbonitrile (5.35 g, 38.6 mmol) in benzene (50 ml) and ether (50 ml) cooled to 0 °C was added dropwise over 20 min a 2M slution of MeMgI in ether (23 ml, 46.3 mmol). After 0.5 h, the mixture was allowed to warm to ambient temperature, and stirring continued for 2 h. The mixture was cooled to 0 °C and 2M aqueous HCl (100 ml) added. The mixture was made basic with saturated aqueous sodium bicarbonate

(~80 ml) and the organic layer separated and dried (MgSO<sub>4</sub>). After removal of solvent, the residue was purified by flash chromatography eluting with ethyl acetate/hexane (1:5) to afford 3.60 g (60%) of 2-acetyl-4-methoxypyridine.

<sup>1</sup>H-NMR (CDCl<sub>3</sub>) δ: 8.49 (1 H, d, J=5.5 Hz), 7.58 (1 H, d, J=2.6 Hz), 6.98 (1 H, dd, J=2.6, 5.5 Hz), 3.91 (3H, s), 2.72 (3 H, s)

2-(Bromoacetyl)-4-methoxypyridine hydrobromide: 2-(Bromoacetyl)-4-methoxypyridine hydrobromide was prepared from 2-acetyl-4-methoxypyridine according to the method of H. McKennis, Jr., L. B. Turnbull, E. R. Bowman, and E. Tamaki (in *J. Org. Chem.*, **1963**, 28, 383-387).

<sup>1</sup>H-NMR (DMSO-d<sub>6</sub>) δ: 8.61 (1 H, d, J=5.9 Hz), 7.66 (1 H, dd, J=2.6 Hz), 7.37 (1 H, dd, J=2.6, 5.9 Hz), 5.03 (2H, s), 3.97 (3H, s)

Step 2. 3-Amino-6-chloro-2-(4-methoxypyridine-2-carbonyl)indole

The title compound was prepared according to the procedure described in step 3 of Example 1 from 3-amino-6-chloro-1-(ethoxycarbonyl)-2-(4-methoxypyridine-2-carbonyl)indole (step 1). m.p.: 195-196°C (ethyl acetate)

<sup>1</sup>H-NMR (DMSO-d<sub>6</sub>) δ: 11.08 (1H, br s), 8.63 (1H, d, J=5.5 Hz), 7.90 (1H, d, J=8.8 Hz), 7.67 (1H, d, J=2.6 Hz), 7.52 (1H, d, J=1.5 Hz), 7.22 (1H, dd, J=2.6, 5.5 Hz), 6.92 (1H, dd, J=1.8, 8.4 Hz), 4.02 (3H, s); The signal due to NH<sub>2</sub> group was not observed.

Ex. 73: 3-Acetylamino-6-chloro-2-(4-methoxypyridine-2-carbonyl)indole

The title compound was prepared according to the procedure described in Example 19 employing 3-amino-6-chloro-2-(4-methoxypyridine-2-carbonyl)indole (Example 72). m.p.: 207-208 °C (ethyl acetate)

<sup>1</sup>H-NMR (DMSO-d<sub>6</sub>) δ: 12.09 (1H, br s), 10.54 (1H, br s), 8.66 (1H, d, J=5.5 Hz), 7.87 (1H, d, J=8.8 Hz), 7.64 (1H, d, J=1.8 Hz), 7.62 (1H, d, J=2.6 Hz), 7.31 (1H, dd, J=2.6, 5.9 Hz), 7.06 (1H, dd, J=1.8, 8.8 Hz), 3.96 (3H, s), 2.07 (3H, s)

Ex. 74: 6-Chloro-3-isovalerylamino-2-(4-methoxypyridine-2-carbonyl)indole

The title compound was prepared according to the procedure described in Example 19 employing 3-amino-6-chloro-2-(4-methoxy-pyridine-2-carbonyl)indole (Example 72) and isovaleryl chloride. m.p.: 162-163 °C (ethyl acetate/hexane)

<sup>1</sup>H-NMR (DMSO-d<sub>6</sub>) δ: 12.08 (1H, br s), 10.54 (1H, br s), 8.66 (1H, d, 5.5 Hz), 7.88 (1H, d, J=8.8 Hz), 7.64 (1H, d, J=1.5 Hz), 7.63 (1H, d, J=2.6 Hz), 7.31 (1H, dd, J=2.6,

5.5 Hz), 7.07 (1H, dd, J=1.8, 8.8 Hz), 3.95 (3H, s), 2.24 (2H, d, J=7.3 Hz), 2.09-2.00 (1H, m), 0.93 (6H, d, J=6.6 Hz)

**Ex. 75: 3-Amino-6-chloro-2-(2-thiazoyl)indole**

**Step 1. 3-Amino-6-chloro-1-(ethoxycarbonyl)-2-(2-thiazoyl)indole**

5 The title compound was prepared according to the procedure described in step 2 of Example 1 from 4-chloro-2-(ethoxycarbonylamino)benzotrile (Example 1, step 1) and 2-(bromoacetyl)thiazole hydrobromide (A. Dondoni, A. Marra, and P. Merino, *J. Am. Chem. Soc.*, **1994**, 116, 3324-3336). <sup>1</sup>H-NMR (CDCl<sub>3</sub>) δ: 8.22 (1H, d, J=1.8 Hz), 7.99 (1H, d, J=3.3 Hz), 7.60 (1H, d, J=3.3 Hz), 7.52 (1H, d, J=8.4 Hz), 7.23 (1H, dd, J=1.8, 8.4 Hz), 6.21 (2H, s), 4.00 (2H, q, J=7.1 Hz), 0.94 (3H, t, J=7.1 Hz)

10

**Step 2. 3-Amino-6-chloro-2-(2-thiazoyl)indole**

The title compound was prepared according to the procedure described in step 3 of Example 1 from 3-amino-6-chloro-1-(ethoxycarbonyl)-2-(2-thiazoyl)indole (step 1).  
m.p.: 233-234 °C

15 <sup>1</sup>H-NMR (CDCl<sub>3</sub>) δ: 10.64 (1H, br s), 8.22 (1H, d, J=3.3 Hz), 8.16 (1H, d, J=3.0 Hz), 7.93 (1H, d, J=8.4 Hz), 7.60-7.35 (3H, br s), 6.94 (1H, dd, J=1.8, 8.8 Hz)

**Ex. 76: 3-Acetylamino-6-chloro-2-(2-thiazoyl)indole**

The title compound was prepared according to the procedure described in Example 19 employing 3-amino-6-chloro-2-(2-thiazoyl)indole (Example 75).

20 m.p.: 220-221 °C <sup>1</sup>H-NMR (DMSO-d<sub>6</sub>) δ: 11.87 (1H, s), 10.60 (1H, s), 8.34-8.31 (2H, m), 7.91 (1H, d, J=8.8 Hz), 7.71 (1H, d, J=1.8 Hz), 7.08 (1H, dd, J=1.8, 8.8 Hz), 2.15 (3H, s)

**Ex. 77: 3-Amino-6-chloro-2-[2-(5-methylfuroyl)]indole**

**Step 1. 3-Amino-6-chloro-1-(ethoxycarbonyl)-2-[2-(5-methylfuroyl)]indole**

25 The title compound was prepared according to the procedure described in step 2 of Example 1 from 4-chloro-2-(ethoxycarbonylamino)benzotrile (Example 1, step 1) and 2-(bromoacetyl)-5-methylfuran (K. Y. Novitskii et al., *J. Org. Chem. USSR*, **1965**, 1, 377-379). <sup>1</sup>H-NMR (CDCl<sub>3</sub>) δ: 8.25 (1H, d, J=1.5 Hz), 7.52 (1H, d, J=8.4 Hz), 7.24 (1H, dd, J=1.8, 8.4 Hz), 7.11 (1H, d, J=3.3 Hz), 6.15 (1H, dd, J=0.9, 3.3 Hz), 5.82 (2H, br s), 4.05 (2H, q, J=7.0 Hz), 2.36 (3H, s), 1.03 (3H, t, J=7.0 Hz)

30

**Step 2. 3-Amino-6-chloro-2-[2-(5-methylfuroyl)]indole**

The title compound was prepared according to the procedure described in step 3 of Example 1 from 3-amino-6-chloro-1-(ethoxycarbonyl)-2-[2-(5-methylfuroyl)]indole (step 1). m.p.: 140-141 °C <sup>1</sup>H-NMR (CDCl<sub>3</sub>) δ: 8.69 (1H, br s), 7.50 (1H, d, J=8.4 Hz), 7.31 (1H, d, J=1.1 Hz), 7.26 (1H, d, J=2.9 Hz), 6.97 (1H, dd, J=1.5, 8.4 Hz), 6.22 (1H, dd, J=1.1, 3.7 Hz), 5.91 (2H, br s), 2.50 (3H, s)

**Ex. 78: 3-Acetylamino-6-chloro-2-[2-(5-methylfuroyl)]indole**

The title compound was prepared according to the procedure described in Example 19 employing 3-amino-6-chloro-2-[2-(5-methylfuroyl)]indole (Example 77) and acetyl chloride. m.p.: 208-209 °C <sup>1</sup>H-NMR (CDCl<sub>3</sub>) δ: 10.73 (1H, br s), 9.30 (1H, br s), 8.42 (1H, d, J=9.2 Hz), 7.39 (2H, d, J=1.8 Hz), 7.09 (1H, dd, J=1.8, 9.2 Hz), 6.33 (1H, d, J=3.3 Hz), 2.57 (3H, s), 2.31 (3H, s)

**Ex. 79: 3-Amino-6-chloro-2-(3-furoyl)indole**

**Step 1. 3-Amino-6-chloro-1-ethoxycarbonyl-2-(3-furoyl)indole**

The title compound was prepared according according to the procedure described in step 2 of Example 1 from 4-chloro-2-(ethoxycarbonylamino)benzotrile (Example 1, step 1) and 3-bromoaceylfuran (R. A. Massy-Westropp and G. D. Reynolds, *Aust. J. Chem.*, **1966**, 19, 891-892.)

<sup>1</sup>H-NMR (CDCl<sub>3</sub>) δ: 8.24 (1H, d, J=1.8 Hz), 7.93 (1H, s), 7.51 (1H, d, J=8.4 Hz), 7.45 (1H, dd, J=1.5, 1.8 Hz), 7.30 (1H, dd, J=1.8, 8.4 Hz), 6.78 (1H, dd, J=0.7, 1.1 Hz), 5.72 (2H, br s), 4.06 (2H, q, J=7.3 Hz), 1.05 (3H, t, J=7.3 Hz)

**Step 2. 3-Amino-6-chloro-2-(3-furoyl)indole**

The title compound was prepared according to the procedure described in step 3 of Example 1 from 3-amino-6-chloro-1-ethoxycarbonyl-2-(3-furoyl)indole (step 1).

m.p.: 113-114 °C (dichloromethane/hexane) <sup>1</sup>H-NMR (CDCl<sub>3</sub>) δ: 8.08 (1H, dd, J=0.7, 1.5 Hz), 7.70 (1H, br s), 7.51 (1H, d, J=8.8 Hz), 7.51 (1H, dd, J=1.5, 1.8 Hz), 7.27 (1H, d, J=2.2 Hz), 7.03 (1H, dd, J=1.8, 8.8 Hz), 6.87 (1H, dd, J=1.8, 0.7 Hz), 5.70 (2H, br s)

**Ex. 80: 3-Acetylamino-6-chloro-2-(3-furoyl)indole**

The title compound was prepared according to the procedure described in Example 19 from 3-amino-6-chloro-2-(3-furoyl)indole (Example 79) and acetyl chloride. m.p.: 217-219 °C (ethyl acetate/hexane)

<sup>1</sup>H-NMR (CDCl<sub>3</sub>) δ: 10.04 (1H, br s), 8.25 (1H, br s), 8.21 (1H, br s), 8.12 (1H, dd, J=1.1, 1.5 Hz), 7.59 (1H, dd, J=1.5, 1.8 Hz), 7.32 (1H, d, J=1.8 Hz), 7.12 (1H, dd, J=1.8, 8.8 Hz), 6.89 (1H, dd, J=0.7, 1.8 Hz), 2.29 (3 H, s)

**Ex. 81: 3-Amino-6-chloro-2-(3-phenyl-5-isoxazolyl)indole**

5 **Step 1. 3-Amino-6-chloro-1-(ethoxycarbonyl)-2-(3-phenyl-5-isoxazolyl)indole**

The title compound was prepared according to the procedure described in step 2 of Example 1 from 4-chloro-2-(ethoxycarbonylamino)benzotrile (Example 1, step 1) and 5-(bromoacetyl)-3-phenylisoxazole. <sup>1</sup>H-NMR (CDCl<sub>3</sub>) δ: 8.27 (1H, d, J=1.8 Hz), 7.89-7.84 (2H, m), 7.56-7.47 (5H, m), 7.30 (1H, dd, J=1.8, 8.4 Hz), 6.18 (2H, s), 4.13 (2H, q, J=7.2 Hz), 1.10 (3H, t, J=7.2 Hz)

10 **Step 2. 3-Amino-6-chloro-2-(3-phenyl-5-isoxazolyl)indole**

The title compound was prepared according to the procedure described in step 3 of Example 1 from 3-amino-6-chloro-1-(ethoxycarbonyl)-2-(5-phenyl-3-isoxazolyl)indole (step 1). m.p.: 241-242 °C

15 <sup>1</sup>H-NMR (CDCl<sub>3</sub>) δ: 8.81 (1H, br s), 7.91-7.86 (2H, m), 7.56-7.49 (4H, m), 7.38 (1H, s), 7.32 (1H, d, J=1.5 Hz), 7.03 (1H, dd, J=1.5, 8.8 Hz), 6.23 (2H, br s)

**Ex. 82: 3-Acetylamino-6-chloro-2-(3-phenyl-5-isoxazolyl)indole**

The title compound was prepared according to the procedure described in Example 19 employing 3-amino-6-chloro-2-(3-phenyl-5-isoxazolyl)indole (Example 20 81). m.p.: 209-210 °C <sup>1</sup>H-NMR (CDCl<sub>3</sub>) δ: 10.65 (1H, br s), 9.52 (1H, br s), 8.49 (1H, d, J=9.2 Hz), 7.92-7.86 (2H, m), 7.56-7.52 (3H, m), 7.45 (1H, s), 7.40 (1H, d, J=1.8 Hz), 7.11 (1H, dd, J=1.8, 9.2 Hz), 2.36 (3H, s)

**Ex. 83: 3-Amino-6-chloro-2-(phenylacetyl)indole**

**Step 1. 3-Amino-6-chloro-1-(ethoxycarbonyl)-2-(phenylacetyl)indole**

25 The title compound was prepared according to the procedure described in step 2 of Example 1 from 4-chloro-2-(ethoxycarbonylamino)benzotrile (Example 1, step 1) and 2-chloro-2'-phenylacetone (J. Barluenga, M. Yus, J. M. Concellon, P. Bernad, *J. Org. Chem.*, **1983**, 48, 3116-3118). <sup>1</sup>H-NMR (CDCl<sub>3</sub>) δ: 8.07 (1H, d, J=1.8 Hz), 7.41 (1H, d, J=8.4 Hz), 7.34 (1H, d, J=4.4 Hz), 7.31-7.16 (5H, m), 5.89 (2H, br s), 4.43 (2H, q, J=7.2 Hz), 4.02 (2H, s), 1.42 (3H, t, J=7.2 Hz)

30 **Step 2. 3-Amino-6-chloro-2-(phenylacetyl)indole**

The title compound was prepared according to the procedure described in step 3 of Example 1 from 3-amino-6-chloro-1-(ethoxycarbonyl)-2-(phenylacetyl)indole (step 1). m.p.: 204-205 °C <sup>1</sup>H-NMR (CDCl<sub>3</sub>) δ: 7.46 (1H, d, J=8.4 Hz), 7.40-7.26 (6H, m), 7.17 (1H, br s), 6.99 (1H, br d, J=8.4 Hz), 5.51 (2H, br s), 4.07 (2H, s)

5 **Ex. 84: 3-Acetylamino-6-chloro-2-(phenylacetyl)indole**

The title compound was prepared according to the procedure described in Example 19 employing 3-amino-6-chloro-2-(phenylacetyl)indole (Example 83).

m.p.: 258-259 °C <sup>1</sup>H-NMR (DMSO-d<sub>6</sub>) δ: 11.76 (1H, br s), 9.98 (1H, br s), 7.63 (1H, d, J=8.8 Hz), 7.43 (1H, d, J=1.5 Hz), 7.36-7.22 (5H, m), 7.09 (1H, dd, J=1.8, 8.8 Hz),  
10 4.27 (2H, s), 2.16 (3H, s)

**Ex. 85: 2-Acetyl-3-amino-6-chloroindole**

**Step 1. 2-Acetyl-3-amino-6-chloro-1-(ethoxycarbonyl)indole**

The title compound was prepared according to the procedure described in step 2 of Example 1 from 4-chloro-2-(ethoxycarbonylamino)benzotrile (Example 1, step 1)  
15 and 2-bromoacetone. <sup>1</sup>H-NMR (DMSO-d<sub>6</sub>) δ: 8.02 (1H, d, J=8.4 Hz), 7.98 (1H, d, J=1.8 Hz), 7.40 (1H, dd, J=1.8, 8.4Hz), 7.22 (2H, br s), 7.44 (2H, q, J=7.3 Hz), 2.27 (3H, s), 1.40 (3H, t, J=7.3 Hz)

**Step 2. 2-Acetyl-3-amino-6-chloroindole**

The title compound was prepared according to the procedure described in step 3  
20 of Example 1 from 2-acetyl-3-amino-6-chloro-1-(ethoxycarbonyl)indole (step 1).

<sup>1</sup>H-NMR (DMSO-d<sub>6</sub>) δ: 10.60 (1H, br s), 7.83 (1H, d, J=8.4 Hz), 7.24 (1H, d, J=1.8 Hz), 6.92 (1H, J=1.8 Hz), 6.44 (2H, br s), 2.40 (3H, s)

**Ex. 86: 2-Acetyl-3-acetylamino-6-chloroindole**

The title compound was prepared according to the procedure described in  
25 Example 19 employing 2-acetyl-3-amino-6-chloroindole (Example 85).

m.p.: 262-267 °C

<sup>1</sup>H-NMR (DMSO-d<sub>6</sub>) δ: 11.71 (1H, br s), 9.90 (1H, br s), 7.60 (1H, d, J=8.8 Hz), 7.41 (1H, d, J=1.8 Hz), 7.09(1H, dd, J=1.8, 8.8Hz), 2.51 (3H, s), 2.16 (3H, s)

**Ex. 87: 3-Amino-6-chloro-2-propionylindole**

30 **Step 1. 3-Amino-6-chloro-1-(ethoxycarbonyl)-2-propionylindole**

The title compound was prepared according to the procedure described in step 2 of Example 1 from 4-chloro-2-(ethoxycarbonylamino)benzotrile (Example 1, step 1) and 2-bromomethyl ethyl ketone.

<sup>1</sup>H-NMR (CDCl<sub>3</sub>) δ: 7.75-7.67 (2H, m), 7.35 (1H, dd, J= 8.4, 2.2 Hz), 4.45 (2H, br s),  
5 4.30-4.10 (2H, m), 2.60-2.40 (2H, m), 1.35-1.1(6H, m)

Step 2. 3-Amino-6-chloro-2-propionylindole

The title compound was prepared according to the procedure described in step 3 of Example 1 from 3-amino-6-chloro-1-(ethoxycarbonyl)-2-propionylindole (step 1).

m.p.: 144-146 °C <sup>1</sup>H-NMR (DMSO-d<sub>6</sub>) δ: 9.15 (1H, br s), 7.52 (1H, d, J=8.4 Hz),  
10 7.27 (1H, d, J=1.8 Hz), 6.95 (1H, dd, J=1.8, 8.4Hz), 5.53 (2H, br s), 2.80 (2H, q, J=7.3 Hz), 1.25 (3H, t, J=7.3 Hz)

Ex. 88: 3-Acetylamino-6-chloro-2-propionylindole

The title compound was prepared according to the procedure described in Example 19 employing 3-amino-6-chloro-2-propionylindole (Example 87) and acetyl  
15 chloride. m.p.: > 270 °C <sup>1</sup>H-NMR (DMSO-d<sub>6</sub>) δ: 11.72 (1H, br s), 9.93 (1H, br s), 7.59 (1H, d, J=8.4 Hz), 7.43 (1H, s), 7.07 (1H, d, J=8.4 Hz), 2.94 (2H, q, J=7.0 Hz), 2.15 (3H, s), 1.09 (3H, t, J=7.0 Hz)

Ex. 89: 3-Amino-6-chloro-2-trimethylacetylindole

Step 1. 3-Amino-6-chloro-1-(ethoxycarbonyl)-2-trimethylacetylindole

20 The title compound was prepared according to the procedure described in step 2 of Example 1 from 4-chloro-2-(ethoxycarbonylamino)benzotrile (Example 1, step 1) and 2-bromomethyl *tert*-butyl ketone. <sup>1</sup>H-NMR (CDCl<sub>3</sub>) δ: 7.60 (1H, d, J=8.8 Hz), 7.37 (1H, dd, J=1.8, 8.8 Hz), 7.28 (1H, d, J=1.8 Hz), 4.59 (2H, brs), 4.28-4.10 (2H, m), 1.31-1.19 (12H, m)

25 Step 2. 3-Amino-6-chloro-2-trimethylacetylindole

The title compound was prepared according to the procedure described in step 3 of Example 1 from 3-amino-6-chloro-1-(ethoxycarbonyl)-2-trimethylacetylindole (step 1). m.p.: 132-134 °C <sup>1</sup>H-NMR (CDCl<sub>3</sub>) δ: 7.60 (1H, br s), 7.47 (1H, d, J=8.4 Hz), 7.26 (1H, d, J=1.8 Hz), 7.00 (1H, dd, J=1.8, 8.4Hz), 5.76 (2H, br s), 1.40 (9H, s)

30 Ex. 90: 3-Acetylamino-6-chloro-2-trimethylacetylindole

The title compound was prepared according to the procedure described in

Example 19 employing 3-amino-6-chloro-2-trimethylacetylindole (Example 89) and acetyl chloride. m.p.: 190-193 °C <sup>1</sup>H-NMR (CDCl<sub>3</sub>) δ: 10.46 (1H, br s), 8.40 (1H, br s), 8.22 (1H, d, J=9.2 Hz), 7.29 (1H, s), 7.05 (1H, d, J=9.2 Hz), 2.29 (3H, s), 1.42 (9H, s)

5 **Ex. 91: 3-Acetylamino-6-chloro-2-(pyrazine-2-carbonyl)indole**

**Step 1. 3-Amino-6-chloro-1-(ethoxycarbonyl)-2-(pyrazine-2-carbonyl)indole**

The title compound was prepared according to the procedure described in step 2 of Example 1 from 4-chloro-2-(ethoxycarbonylamino)benzotrile (Example 1, step 1) and 2-(bromoacetyl)pyrazine (prepared according to the method of F. H. Case et al., *J. Am. Chem. Soc.*, **1956**, 78, 5842).

<sup>1</sup>H-NMR (CDCl<sub>3</sub>) δ: 9.26 (1H, d, J=1.5 Hz), 8.67 (1H, d, J=2.6 Hz), 8.56 (1H, dd, J=1.5, 2.6 Hz), 8.21 (1H, d, J=1.8 Hz), 7.55 (1H, d, J=8.4 Hz), 7.27 (1H, dd, J=1.5, 8.4 Hz), 6.18 (2H, br s), 3.87 (2H, q, J=7.0 Hz), 0.93 (3H, t, J=7.0 Hz)

**Step 2. 3-Acetylamino-6-chloro-1-(ethoxycarbonyl)-2-(pyrazine-2-carbonyl)indole**

15 The title compound was prepared according to the procedure described in step 1 of Example 2 (Method A) from 3-amino-6-chloro-1-(ethoxycarbonyl)-2-(pyrazine-2-carbonyl)indole (step 1). tlc: R<sub>f</sub> = 0.4 (50% acetone in hexanes)

**Step 3. 3-Acetylamino-6-chloro-2-(pyrazine-2-carbonyl)indole**

20 The title compound was prepared according to the procedure described in step 2 of Example 2 (Method A) from 3-acetylamino-6-chloro-1-(ethoxycarbonyl)-2-(pyrazine-2-carbonyl)indole (step 2). m.p.: 269-271 °C

<sup>1</sup>H-NMR (DMSO-d<sub>6</sub>): 11.92 (1H, br s), 10.10 (1H, br s), 9.10 (1H, d, J=1.5 Hz), 8.89 (1H, d, J=2.2 Hz), 8.79 (1H, dd, J=1.5, 2.2 Hz), 7.77 (1H, d, J=8.8 Hz), 7.54 (1H, d, J=1.5 Hz), 7.11 (1H, dd, J=1.8, 8.8 Hz), 1.84 (3H, s)

25 **Ex. 92: 3-Acetylamino-6-chloro-2-(2-naphthoyl)indole**

**Step 1. 3-Amino-6-chloro-1-(ethoxycarbonyl)-2-(2-naphthoyl)indole**

The title compound was prepared according to the procedure described in step 2 of Example 1 from 4-chloro-2-(ethoxycarbonylamino)benzotrile (Example 1, step 1) and 2-bromo-2'-acetonaphthone. tlc: R<sub>f</sub> = 0.8 (50% ethyl acetate in hexanes)

30 **Step 2. 3-Acetylamino-6-chloro-1-(ethoxycarbonyl)-2-(2-naphthoyl)indole**

The title compound was prepared according to the procedure described in step 1

of Example 2 (Method A) from 3-amino-6-chloro-1-(ethoxycarbonyl)-2-(2-naphthoyl)indole (step 1). tlc: R<sub>f</sub> = 0.6 (50% ethyl acetate in hexanes)

Step 3. 3-Acetylamino-6-chloro-2-(2-naphthoyl)indole

The title compound was prepared according to the procedure described in step 2  
5 of Example 2 (Method A) from 3-acetylamino-6-chloro-1-(ethoxycarbonyl)-2-(2-naphthoyl)indole (step 2). m.p.: 167-169 °C

<sup>1</sup>H-NMR (CDCl<sub>3</sub>) δ: 9.87 (1H, br s), 8.32 (2H, br), 8.24 (1H, d, J=8.8 Hz), 8.07-7.80 (4H, m), 7.70-7.56 (2H, m), 7.30 (1H, br), 7.12 (1H, dd, J=1.8, 8.8 Hz), 2.23 (3H, s)

Ex. 93: 3-Amino-6-chloro-2-(cyclohexanecarbonyl)indole

10 Step 1. 3-Amino-6-chloro-2-(cyclohexanecarbonyl)-1-(ethoxycarbonyl)indole

The title compound was prepared according to the procedure described in step 2 of Example 1 from 4-chloro-2-(ethoxycarbonylamino)benzotrile (Example 1, step 1) and 2-bromoacetylcyclohexane (Lotfield, Schaad, *J.Am.Chem.Soc.*, **1954**, 76, 35).

<sup>1</sup>H-NMR (CDCl<sub>3</sub>) δ: 8.14 (1H, d, J=1.8 Hz), 7.45 (1H, d, J=8.4 Hz), 7.26 (1H, dd,  
15 J=1.8, 8.4 Hz), 5.66 (2H, br), 4.44 (2H, q, J=7.0 Hz), 2.95-2.72 (1H, m), 2.00-1.10 (13H, m)

Step 2. 3-Amino-6-chloro-2-(cyclohexanecarbonyl)indole

The title compound was prepared according to the procedure described in step 3 of Example 1 from 3-amino-6-chloro-2-(cyclohexanecarbonyl)-1-  
20 (ethoxycarbonyl)indole (step 1).

<sup>1</sup>H-NMR (CDCl<sub>3</sub>) δ: 7.66 (1H, br s), 7.49 (1H, d, J=8.4 Hz), 7.26 (1H, s), 7.02 (1H, d, J=8.4 Hz), 5.50 (2H, br s), 2.88-2.72 (1H, m), 2.00-1.20 (10H, m)

Ex. 94: 3-Acetylamino-6-chloro-2-(cyclohexanecarbonyl)indole

The title compound was prepared according to the procedure described in  
25 Example 19 from 3-amino-6-chloro-2-(cyclohexanecarbonyl)indole (Example 93) and acetyl chloride. m.p.: 198 °C <sup>1</sup>H-NMR (CDCl<sub>3</sub>) δ: 9.96 (1H, br s), 8.49 (1H, br), 8.21 (1H, d, J=8.4 Hz), 7.28 (1H, s), 7.06 (1H, d, J=8.1 Hz), 3.05-2.85 (1H, m), 2.29 (3H, s), 2.15-1.20 (10H, m) IR (KBr) ν: 1655, 1630, 1570, 1540, 1440 cm<sup>-1</sup>

Ex. 95: 6-Chloro-2-cyclohexanecarbonyl-3-(isovalerylamino)indole

30 The title compound was prepared according to the procedure described in Example 19 from 3-amino-6-chloro-2-(cyclohexanecarbonyl)indole (Example 93) and

isovaleryl chloride. m.p.: 209-215 °C

<sup>1</sup>H-NMR (DMSO-d<sub>6</sub>) δ: 11.66 (1H, br s), 9.86 (1H, br s), 7.52 (1H, d, J=8.8 Hz), 7.42 (1H, d, J=1.8 Hz), 7.07 (1H, dd, J=1.8, 8.8 Hz), 3.40-3.19 (1H, m), 2.32 (2H, d, J=7.0 Hz), 2.29-2.08 (1H, m), 1.92-1.13 (10H, m), 1.01 (6H, d, J=6.6 Hz)

5 **Ex. 96: 3-Acetylamino-2-benzoyl-5-nitroindole**

**Step 1. 2-(Ethoxycarbonylamino)-5-nitrobenzotrile**

The title compound was prepared according to the procedure described in step 1 of Example 1 (Method A) from 2-amino-5-nitrobenzotrile.

tlc: R<sub>f</sub> = 0.4 (33% ethyl acetate in hexanes)

10 **Step 2. 3-Amino-2-benzoyl-1-(ethoxycarbonyl)-5-nitroindole**

The title compound was prepared according to the procedure described in step 2 of Example 1 from 2-(ethoxycarbonylamino)-5-nitrobenzotrile (step 1).

<sup>1</sup>H-NMR (CDCl<sub>3</sub>) δ: 8.60 (1H, d, J=2.2 Hz), 8.42 (1H, dd, J=2.2, 9.2 Hz), 8.33 (1H, d, J=9.2 Hz), 7.7-7.8 (2H, m), 7.4-7.5 (3H, m), 5.84 (2H, br s), 3.77 (2H, q, J=7.0 Hz),  
15 0.87 (3H, t, J=7.0 Hz)

**Step 3. 3-Acetylamino-2-benzoyl-1-(ethoxycarbonyl)-5-nitroindole**

The title compound was prepared according to the procedure described in step 1 of Example 2 (Method A) from 3-amino-2-benzoyl-1-(ethoxycarbonyl)-5-nitroindole (step 2). tlc: R<sub>f</sub> = 0.2 (50% ethyl acetate in hexanes)

20 **Step 4. 3-Acetylamino-2-benzoyl-5-nitroindole**

The title compound was prepared according to the procedure described in step 2 of Example 2 (Method A) from 3-acetylamino-2-benzoyl-1-(ethoxycarbonyl)-5-nitroindole (step 3). m.p.: 210-212 °C <sup>1</sup>H-NMR (CDCl<sub>3</sub>+CDOD<sub>3</sub>) δ: 9.14 (1H, d, J=1.8 Hz), 8.19 (1H, dd, J=2.6, 9.2 Hz), 7.84 (1H, d, J=8.8 Hz), 7.4-7.8 (5H, m), 2.20  
25 (3H, s) IR (KBr) v: 1665, 1620, 1435, 1345, 1265, 1020, 915, 820 cm<sup>-1</sup>

**Ex. 97: 2-(3-Chlorobenzoyl)-3-(isovalerylamino)-5-nitroindole**

**Step 1. 3-Amino-2-(3-chlorobenzoyl)-1-(ethoxycarbonyl)-5-nitroindole**

The title compound was prepared according to the procedure described in step 2 of Example 1 from 2-(ethoxycarbonylamino)-5-nitrobenzotrile (Example 96, step 1)  
30 and 2-bromo-3'-chloroacetophenone.

<sup>1</sup>H-NMR (CDCl<sub>3</sub>) δ: 9.19 (1H, d, J=2.2 Hz), 8.44 (1H, dd, J= 2.2, 9.2 Hz), 8.21 (1H,

d, J=9.2 Hz), 7.65-7.48 (6H, m), 3.81 (2H, q, J=7.3 Hz), 0.86 (3H, t, J=7.3 Hz)

Step 2. 3-Amino-2-(3-chlorobenzoyl)-5-nitroindole

The title compound was prepared according to the procedure described in step 3 of Example 1 from 3-amino-2-(3-chlorobenzoyl)-1-(ethoxycarbonyl)-5-nitroindole (step 1). tlc: R<sub>f</sub> = 0.3 (33% ethyl acetate in hexanes)

Step 3. 2-(3-Chlorobenzoyl)-3-(isovalerylamino)-5-nitroindole

The title compound was prepared according to the procedure described in Example 19 employing 3-amino-2-(3-chlorobenzoyl)-5-nitroindole (step 2) and isovaleryl chloride. m.p.: 197-199 °C <sup>1</sup>H-NMR (CDCl<sub>3</sub>) δ: 9.91 (1H, br s), 9.37 (1H, d, J=2.2 Hz), 8.73 (1H, br.s), 8.24 (1H, dd, J=2.2, 9.2 Hz), 7.51-7.80 (4H, m), 7.38 (1H, d, J=9.2 Hz), 2.37 (2H, br.s), 2.24-2.29 (1H, m), 1.07 (3H, s), 1.05 (3H, s)

Ex. 98: 3-Methoxyacetyl-amino-2-(3-methylbenzoyl)-5-nitroindole

Step 1. 3-Amino-1-(ethoxycarbonyl)-2-(3-methylbenzoyl)-5-nitroindole

The title compound was prepared according to the procedure described in step 2 of Example 1 from 2-(ethoxycarbonylamino)-5-nitrobenzotrile (Example 96, step 1) and 2-bromo-3'-methylacetophenone. tlc: R<sub>f</sub> = 0.6 (33% ethyl acetate in hexanes)

Step 2. 1-(Ethoxycarbonyl)-3-methoxyacetyl-amino-2-(3-methylbenzoyl)-5-nitroindole

The title compound was prepared according to the procedure described in step 1 of Example 2 (Method A) from 3-amino-2-(3-chlorobenzoyl)-1-(ethoxycarbonyl)-5-nitroindole (step 1) and methoxyacetyl chloride.

tlc: R<sub>f</sub> = 0.6 (14% ethyl acetate in toluene)

Step 3. 3-Methoxyacetyl-amino-2-(3-methylbenzoyl)-5-nitroindole

The title compound was prepared according to the procedure described in step 2 of Example 2 (Method A) from 1-(ethoxycarbonyl)-3-methoxyacetyl-amino-2-(3-methylbenzoyl)-5-nitroindole (step 2). m.p.: 155-157 °C

<sup>1</sup>H-NMR (CDCl<sub>3</sub>)δ: 10.4 (1H, br s, J=1.8 Hz), 9.36 (1H, d, J=2.2 Hz), 8.77 (1H, br s), 8.25 (1H, dd, J=2.2, 9.2 Hz), 7.59-7.63(2H, m), 7.46-7.48 (2H, m), 7.40 (1H, d, J=9.2 Hz), 4.09 (2H, s), 3.54 (3H, s), 2.47 (S, 3H)

Ex. 99: 3-Acetyl-amino-5-amino-2-benzoylindole

Step 1. 3-Acetyl-amino-5-amino-2-benzoyl-1-(ethoxycarbonyl)indole

3-Acetylamino-2-benzoyl-1-(ethoxycarbonyl)-5-nitroindole (Example 96, step 3; 200 mg, 0.51 mmol) was hydrogenolyzed in the presence of palladium on activated carbon (5%, 50 mg) in ethyl acetate (40 ml) at atmospheric pressure for 4 h. Catalyst was removed by filtration and the filtrate was concentrated to afford the title compound.

5  $^1\text{H-NMR}$  ( $\text{CDCl}_3$ )  $\delta$ : 8.99 (1H, br s), 7.93 (1H, d,  $J=8.8$  Hz), 7.76-7.69 (3H, m), 7.40-7.56 (3H, m), 7.09 (1H, br s), 4.77 (2H, br s), 3.91 (2H, q,  $J=7.0$  Hz), 1.64 (3H, s), 0.93 (3H, t,  $J=7.0$  Hz)

Step 2. 3-Acetylamino-5-amino-2-benzoylindole

The title compound was prepared according to the procedure described in step 2  
10 of Example 2 (Method A) from 3-acetylamino-5-amino-2-benzoyl-1-(ethoxycarbonyl)indole (step 1) as a yellow solid. m.p.: 254-256 °C

$^1\text{H-NMR}$  ( $\text{DMSO-d}_6$ )  $\delta$ : 11.2 (1H, s), 9.33 (1H, s), 7.45-7.69 (5H, m), 7.16 (1H, d, 8.4 Hz), 6.74 (1H, dd,  $J=2.2, 8.4$  Hz), 6.58 (1H, d,  $J=2.2$  Hz), 4.76 (2H, br s), 1.62 (3H, s)

Ex. 100: 3-Acetylamino-2-benzoyl-5-(methanesulfonylamino)indole

15 To a solution of 3-acetylamino-5-amino-2-benzoyl-1-ethoxycarbonylindole (Example 99, step 1: 100 mg, 0.27 mmol) in dichloromethane (5 ml) and pyridine (33  $\mu\text{l}$ , 0.41 mmol) was added methanesulfonyl chloride (25  $\mu\text{l}$ , 0.32 mmol) and the mixture was stirred for 1 h. The mixture was partitioned between 2N aqueous HCl (30 ml) and ethyl acetate (30 ml), the organic layer separated and washed  
20 consecutively with brine (10 ml), saturated aqueous sodium bicarbonate (10 ml), brine (10 ml) and dried ( $\text{MgSO}_4$ ). After removal of solvent the residue was diluted with ethanol (10 ml) and water (5 ml), and potassium hydroxide (0.5 g) added. The mixture was stirred for 4 h, poured into a saturated aqueous ammonium chloride (30 ml) and extracted with ethyl acetate (50 ml x 2). The organic layer was washed with brine (50  
25 ml), dried ( $\text{MgSO}_4$ ), and solvent removed by evaporation. The residue was recrystallized from methanol/dichloromethane/hexane to give 66mg of the title compound as a yellow solid. m.p.: 260-261 °C  $^1\text{H-NMR}$  ( $\text{DMSO-d}_6$ )  $\delta$ : 11.7 (1H, br s), 9.63 (1H, s), 7.81-8.22 (2H, m), 7.40-7.64 (7H, m), 2.90 (3H, s), 1.64 (3H, s).

IR (KBr)  $\nu$ : 3640, 1665, 1610, 1545, 1325, 1270, 1140, 1010, 770  $\text{cm}^{-1}$

30 Ex. 101: 3-Acetylamino-2-benzoyl-6-trifluoromethylindole

Step 1. 2-(Ethoxycarbonylamino)-4-trifluoromethylbenzotrile

The title compound was prepared according to the procedure described in step 1 of Example 1 (Method B) from 2-amino-4-trifluoromethylbenzotrile (Y. Tomioka, K. Ohkubo and M. Yamazaki, *Chem. Pharm. Bull.*, **1985**, 33, 1360-1366).

<sup>1</sup>H-NMR (CDCl<sub>3</sub>) δ: 6.95-7.88 (3H, m), 4.65 (1H, br s), 4.31 (2H, q, J=7.3 Hz), 1.28  
5 (3H, t, J=7.3 Hz)

Step 2. 3-Amino-2-benzoyl-1-(ethoxycarbonyl)-6-trifluoromethylindole

The title compound was prepared according to the procedure described in step 2 of Example 1 from 2-(ethoxycarbonylamino)-4-trifluoromethylbenzotrile (step 1).

<sup>1</sup>H-NMR (CDCl<sub>3</sub>) δ: 8.54 (1H, s), 7.77-7.72 (3H, m), 7.57-7.41 (4H, m), 5.79 (2H, br  
10 s), 3.77 (2H, q, J=7.3 Hz), 0.86 (3H, t, J=7.3 Hz)

Step 3. 3-Acetylamino-2-benzoyl-1-(ethoxycarbonyl)-6-trifluoromethylindole

The title compound was prepared according to the procedure described in step 1 of Example 2 (Method A) from 3-amino-2-benzoyl-1-(ethoxycarbonyl)-6-trifluoromethylnitroindole (step 2). tlc: R<sub>f</sub> = 0.6 (50% ethyl acetate in hexanes)

15 Step 4. 3-Acetylamino-2-benzoyl-6-trifluoromethylindole

The title compound was prepared according to the procedure described in step 2 of Example 2 (Method A) from 3-acetylamino-2-benzoyl-1-(ethoxycarbonyl)-6-trifluoromethylindole (step 3). m.p.: 177-179 °C

<sup>1</sup>H-NMR (CDCl<sub>3</sub>)δ: 9.88 (1H, s), 9.45 (1H, s), 7.99 (1H, s), 7.72-7.70 (1H, m), 7.70  
20 (1H, d, J=8.8 Hz), 7.38-7.54 (4H, m), 7.08 (1H, d, J=8.8 Hz), 2.01 (3H, s)

Ex. 102: 3-Acetylamino-2-benzoyl-5-bromoindole

Step 1. 5-bromo-2-(ethoxycarbonylamino)benzotrile

The title compound was prepared according to the procedure described in step 1 of Example 1 (Method B) from 2-amino-5-bromobenzotrile (M. Hird, G. W. Gray  
25 and K. J. Toyne, *Mol. Cryst. Liq. Cryst.*, **1991**, 206, 205-221).

tlc: R<sub>f</sub> = 0.7 (33% ethyl acetate in hexanes)

Step 2. 3-Amino-2-benzoyl-5-bromo-1-(ethoxycarbonyl)indole

The title compound was prepared according to the procedure described in step 2 of Example 1 from 5-bromo-2-(ethoxycarbonylamino)benzotrile (step 1).

30 tlc: R<sub>f</sub> = 0.55 (33% ethyl acetate in hexanes)

Step 3. 3-Acetylamino-2-benzoyl-5-bromo-1-(ethoxycarbonyl)indole

The title compound was prepared according to the procedure described in step 1 of Example 2 (Method A) from 3-amino-2-benzoyl-5-bromo-1-(ethoxycarbonyl)indole (step 2). tlc: Rf = 0.3 (33% ethyl acetate in hexanes)

Step 4. 3-Acetylamino-2-benzoyl-5-bromoindole

5 The title compound was prepared according to the procedure described in step 2 of Example 2 (Method A) from 3-acetylamino-2-benzoyl-5-bromo-1-(ethoxycarbonyl)indole (step 3). m.p.: 192-194 °C

<sup>1</sup>H-NMR (DMSO-d<sub>6</sub>) δ: 11.8 (1H, br s), 9.65 (1H, s), 7.35-7.79 (8H, m), 1.69 (3H, s)

Ex. 103: 3-Acetylamino-2-benzoyl-5-chloroindole

10 Step 1. 3-Amino-2-benzoyl-5-chloro-1-(ethoxycarbonyl)indole

The title compound was prepared according to the procedure described in step 2 of Example 1 from 5-chloro-2-(ethoxycarbonylamino)benzotrile (K. O. Geolotte et al, *J. Heterocyclic Chem.*, **1990**, 27, 1549) and 2-bromoacetophenone.

15 <sup>1</sup>H-NMR (CDCl<sub>3</sub>) δ: 8.15 (1H, d, J=9 Hz), 7.74 (2H, dd, J=8, 2 Hz), 7.58 (1H, d, J=2 Hz), 7.52-7.43 (4H, m), 5.70 (2H, br s), 3.73 (2H, q, J=7 Hz), 0.84 (3H, t, J=7 Hz)

Step 2. 3-Acetylamino-2-benzoyl-5-chloro-1-(ethoxycarbonyl)indole

The title compound was prepared according to the procedure described in step 1 of Example 2 (Method A) and from 3-amino-2-benzoyl-5-chloro-1-(ethoxycarbonyl)indole (step 1) and acetyl chloride.

20 <sup>1</sup>H-NMR (CDCl<sub>3</sub>) δ: 8.84 (1H, br s), 8.14 (1H, d, J=9 Hz), 7.96 (1H, s), 7.76 (2H, d, J=8 Hz), 7.57-7.44 (4H, m), 3.92 (2H, q, J=7 Hz), 2.23 (3H, s), 0.93 (3H, t, J=7 Hz)

Step 3. 3-Acetylamino-2-benzoyl-5-chloroindole

25 The title compound was prepared according to the procedure described in step 2 of Example 2 (Method A) and from 3-acetylamino-2-benzoyl-5-chloro-1-(ethoxycarbonyl)indole (step 2). m.p.: 200-201 °C (ethyl acetate)

<sup>1</sup>H-NMR (CDCl<sub>3</sub>) δ: 9.70 (1H, br s), 8.28 (1H, br s), 8.25 (1H, s), 7.80 (2H, dd, J=8, 1.5 Hz), 7.65-7.56 (3H, m), 7.33 (1H, dd, J=8, 1.5 Hz), 7.23 (1H, d, J=8 Hz), 2.24 (3H, s)

IR (KBr) ν: 3250, 1670, 1535, 1270, 800, 730 cm<sup>-1</sup>

Ex. 104: 5-Chloro-2-(3-chlorobenzoyl)-3-(propionylamino)indole

30 Step 1. 3-Amino-5-chloro-2-(3-chlorobenzoyl)-1-(ethoxycarbonyl)indole

The title compound was prepared according to the procedure described in step 2

of Example 1 from 5-chloro-2-(ethoxycarbonylamino)benzotrile (K. O. Geolotte et al, *J. Heterocyclic Chem.*, **1990**, 27, 1549) and 2-bromo-3'-chloroacetophenone (M. Kihara et al., *Tetrahedron*, **1992**, 48, 67-78).

<sup>1</sup>H-NMR (CDCl<sub>3</sub>) δ: 8.15 (1H, dd, J=10, 1 Hz), 7.75 (1H, t, J=1.5 Hz), 7.60-7.43 (4H, m), 7.36 (1H, t, J=8 Hz), 5.78 (2H, br s), 3.83 (2H, q, J=7 Hz), 0.92 (3H, t, J=7 Hz)

Step 2. 5-Chloro-2-(3-chlorobenzoyl)-3-(propionylamino)indole

The title compound was prepared according to the procedure described in Example 2 (Method A) from 3-amino-5-chloro-2-(3-chlorobenzoyl)-1-(ethoxycarbonyl)indole (step 1) and propionyl chloride. m.p.: 206.5-207.5 °C (ethyl acetate) <sup>1</sup>H-NMR (CDCl<sub>3</sub>) δ: 9.78 (1H, br s), 8.31 (1H, s), 8.28 (1H, br s), 7.78 (1H, s), 7.70-7.59 (2H, m), 7.51 (1H, t, J=8 Hz), 7.34 (1H, dd, J=8, 1.5 Hz), 7.25 (1H, d, J=8 Hz), 2.51 (2H, q, J=7 Hz), 1.30 (3H, t, J=7 Hz)

IR (KBr) v: 3300, 1680, 1580, 1540, 700 cm<sup>-1</sup>

Ex. 105: 3-Acetylamino-2-benzoylindole

Step 1. 3-Acetylamino-2-benzoyl-1-(ethoxycarbonyl)indole

The title compound was prepared according to the procedure described in step 1 of Example 2 (Method A) from 3-amino-2-benzoyl-1-(ethoxycarbonyl)indole (E. E. Garcia, L. E. Benjamin and R. Ian Fryer, *J. Heterocyclic Chem.*, **1973**, 10, 51-53) and acetyl chloride. m.p.: 112-113 °C (ethyl acetate/isopropyl ether) <sup>1</sup>H-NMR (CDCl<sub>3</sub>) δ: 9.05 (1H, br s), 8.21 (1H, d, J=8 Hz), 7.98 (1H, d, J=8 Hz), 7.79 (2H, d, J=8 Hz), 7.60-7.43 (4H, m), 7.34 (1H, t, J=8 Hz), 3.90 (2H, q, J=7 Hz), 2.24 (3H, s), 0.94 (3H, t, J=7 Hz)

Step 2. 3-Acetylamino-2-benzoylindole

The title compound was prepared according to the procedure described in step 2 of Example 2 (Method A) from 3-acetylamino-2-benzoyl-1-(ethoxycarbonyl)indole (step 1). <sup>1</sup>H-NMR (CDCl<sub>3</sub>) δ: 9.78 (1H, br s), 8.24 (1H, d, J=8 Hz), 8.22 (1H, br s), 7.82 (2H, d, J=8 Hz), 7.64-7.52 (3H, m), 7.42-7.25 (2H, m), 7.16 (1H, t, J=8 Hz), 2.26 (3H, s) IR (KBr) v: 3360, 1670, 1620, 1540, 730 cm<sup>-1</sup>

Ex. 106: 3-Acetylamino-2-benzoyl-4-chloroindole

Step 1. 6-Chloro-2-(ethoxycarbonylamino)benzotrile

The title compound was prepared according to the procedure described in step 1

of Example 1 (Method B) from 2-amino-6-chlorobenzonitrile. m.p.: 144.5-145.1 (ethyl acetate/hexane)  $^1\text{H-NMR}$  ( $\text{CDCl}_3$ )  $\delta$ : 8.21 (1H, d, J=8 Hz), 7.49 (1H, t, J=8 Hz), 7.16 (1H, d, J=8 Hz), 7.17 (1H, br s), 4.27 (2H, q, J=7 Hz), 1.35 (3H, t, J=7 Hz)

Step 2. 3-Amino-2-benzoyl-4-chloro-1-(ethoxycarbonyl)indole

5 The title compound was prepared according to the procedure described in step 2 of Example 1 from 6-chloro-2-(ethoxycarbonylamino)benzonitrile (step 1) and 2-bromoacetophenone. m.p.: 118-119 °C (isopropyl ether)

$^1\text{H-NMR}$  ( $\text{CDCl}_3$ )  $\delta$ : 8.15 (1H, d, J=8 Hz), 7.73 (2H, dd, J=7, 2 Hz), 7.46-7.40 (4H, m), 7.24 (1H, d, J=7 Hz), 6.54 (2H, br s), 3.69 (2H, q, J=7 Hz), 0.83 (3H, t, J=7 Hz)

10 Step 3. 3-Acetylamino-2-benzoyl-4-chloro-1-(ethoxycarbonyl)indole

The title compound was prepared according to the procedure described in step 1 of Example 2 (Method A) from 3-amino-2-benzoyl-4-chloro-1-(ethoxycarbonyl)indole (step 2).  $^1\text{H-NMR}$  ( $\text{CDCl}_3$ )  $\delta$ : 8.16 (1H, d, J=8 Hz), 7.85 (2H, d, J=7 Hz), 7.63-7.25 (6H, m), 4.08 (2H, q, J=7 Hz), 2.08 (3H, s), 0.99 (3H, t, J=7 Hz)

15 Step 4. 3-Acetylamino-2-benzoyl-4-chloroindole

The title compound was prepared according to the procedure described in step 2 of Example 2 (Method A) from 3-acetylamino-2-benzoyl-4-chloro-1-(ethoxycarbonyl)indole (step 3). m.p.: 221-222 °C (ethyl acetate/hexane)  $^1\text{H-NMR}$  ( $\text{CDCl}_3$ )  $\delta$ : 9.12 (1H, br s), 7.82 (2H, d, J=7 Hz), 7.60-7.20 (6H, m), 7.12 (1H, d, J=7 Hz), 1.79 (3H, s) IR (KBr)  $\nu$ : 3400, 3150, 1670, 1630, 1507, 1270, 780, 730  $\text{cm}^{-1}$

20 Ex. 107: 3-Acetylamino-2-benzoyl-4-fluoroindole

Step 1. 2-(Ethoxycarbonylamino)-6-fluorobenzonitrile

The title compound was prepared according to the procedure described in step 1 of Example 1 (Method B) from 2-amino-6-fluorobenzonitrile.

25 tlc: Rf = 0.75 (33% ethyl acetate in hexanes)

Step 2. 3-Amino-2-benzoyl-1-(ethoxycarbonyl)-4-fluoroindole

The title compound was prepared according to the procedure described in step 2 of Example 1 from 2-(ethoxycarbonylamino)-6-fluorobenzonitrile (step 1) and 2-bromoacetophenone. tlc: Rf = 0.3 (33% ethyl acetate in hexanes)

30 Step 3. 3-Acetylamino-2-benzoyl-1-(ethoxycarbonyl)-4-fluoroindole

The title compound was prepared according to the procedure described in step 1

of Example 2 (Method A) from 3-amino-2-benzoyl-1-(ethoxycarbonyl)-4-fluoroindole (step 2). <sup>1</sup>H-NMR (CDCl<sub>3</sub>) δ: 8.70 (1H, s), 7.72 (1H, d, J=8.4 Hz), 7.55-7.38 (5H, m), 7.20 (1H, dd, J=8.1, 13.6 Hz), 6.78 (1H, dd, J=8.4, 9.9 Hz), 4.05 (2H, q, J=7.3 Hz), 2.12 (3H, s), 0.99 (3H, t, J=7.3 Hz)

5 Step 4. 3-Acetylamino-2-benzoyl-4-fluoroindole

The title compound was prepared according to the procedure described in step 2 of Example 2 (Method A) from 3-acetylamino-2-benzoyl-1-(ethoxycarbonyl)-4-fluoroindole (step 3). m.p.: 131-133 °C

<sup>1</sup>H-NMR (CDCl<sub>3</sub>) δ: 8.92 (1H, br s), 7.81 (1H, d, J=8.4 Hz), 7.80 (1H, br s), 7.61-7.46  
10 (3H, m), 7.29-7.15 (2H, m), 6.80 (1H, dd, J=7.7, 10.7 Hz), 1.91 (3H, s)

Ex. 108: 3-Acetylamino-2-benzoyl-6-fluoroindole

Step 1. 2-(Ethoxycarbonylamino)-4-fluorobenzonitrile

The title compound was prepared according to the procedure described in step 1 of Example 1 (Method B) from 2-amino-4-fluorobenzonitrile.

15 tlc: R<sub>f</sub> = 0.7 (25% ethyl acetate in hexanes)

Step 2. 3-Amino-2-benzoyl-1-(ethoxycarbonyl)-6-fluoroindole

The title compound was prepared according to the procedure described in step 2 of Example 1 from 2-(ethoxycarbonylamino)-4-fluorobenzonitrile (step 1) and 2-bromoacetophenone. <sup>1</sup>H-NMR (CDCl<sub>3</sub>) δ: 7.94 (1H, dd, J=2.7, 10.3 Hz), 7.76-7.72  
20 (2H, m), 7.57 (1H, dd, J=5.5, 8.8 Hz), 7.51-7.39 (3H, m), 7.06 (1H, ddd, J=2.7, 8.8, 10.3 Hz), 5.87 (2H, br s), 3.74 (2H, q, J=7.3 Hz), 0.84 (3H, t, J=7.3 Hz)

Step 3. 3-Acetylamino-2-benzoyl-1-(ethoxycarbonyl)-6-fluoroindole

The title compound was prepared according to the procedure described in step 1 of Example 2 (Method A) from 3-amino-2-benzoyl-1-(ethoxycarbonyl)-6-fluoroindole  
25 (step 2). tlc: R<sub>f</sub> = 0.2 (33% ethyl acetate in hexanes)

Step 4. 3-Acetylamino-2-benzoyl-6-fluoroindole

The title compound was prepared according to the procedure described in step 2 of Example 2 (Method A) from 3-acetylamino-2-benzoyl-1-(ethoxycarbonyl)-6-fluoroindole (step 3). m.p.: 144-145 °C  
30 <sup>1</sup>H-NMR (CDCl<sub>3</sub>) δ: 9.96 (1H, br s), 8.44 (1H, br s), 8.25 (1H, dd, J=5.5, 8.8 Hz), 7.80-7.71 (2H, m), 7.65-7.51 (3H, m), 6.94-6.85 (2H, m), 2.22 (3H, s)

**Ex. 109: 3-Acetylamino-2-benzoyl-6-methylindole****Step 1. 2-(Ethoxycarbonylamino)-4-methylbenzotrile**

The title compound was prepared according to the procedure described in step 1 of Example 1 (Method B) from 2-amino-4-methylbenzotrile.

5 <sup>1</sup>H-NMR (CDCl<sub>3</sub>) δ: 8.06 (1H, s), 7.43 (1H, d, J=7.7 Hz), 7.10 (1H, br. s), 6.92 (1H, d, 7.7 Hz), 4.25 (2H, q, J=7.3 Hz), 2.40 (3H, s), 1.35 (3H, t, J=7.3 Hz)

**Step 2. 3-Amino-2-benzoyl-1-(ethoxycarbonyl)-6-methylindole**

The title compound was prepared according to the procedure described in step 2 of Example 1 from 2-(ethoxycarbonylamino)-4-methylbenzotrile (step 1) and 2-  
10 bromoacetophenone. tlc: R<sub>f</sub> = 0.6 (25% ethyl acetate in hexanes)

**Step 3. 3-Acetylamino-2-benzoyl-1-(ethoxycarbonyl)-6-methylindole**

The title compound was prepared according to the procedure described in step 1 of Example 2 (Method A) from 3-amino-2-benzoyl-1-(ethoxycarbonyl)-6-methylindole (step 2). <sup>1</sup>H-NMR (CDCl<sub>3</sub>) δ: 9.29 (1H, br.s), 7.78-7.38 (5H, m), 7.84 (1H, s), 7.77  
15 (1H, d, J=8.4 Hz), 7.02 (1H, d, J=8.4 Hz), 3.92 (2H, q, J=7.3 Hz), 2.46 (3H, s), 2.18 (3H, s), 0.94 (3H, t, J=7.3 Hz)

**Step 4. 3-Acetylamino-2-benzoyl-6-methylindole**

The title compound was prepared according to the procedure described in step 2 of Example 2 (Method A) from 3-acetylamino-2-benzoyl-1-(ethoxycarbonyl)-6-  
20 methylindole (step 3). m.p.: 136-138 °C

<sup>1</sup>H-NMR (CDCl<sub>3</sub>)δ: 9.92 (1H, br s), 8.16-8.13 (2H, br s), 7.81-7.78 (2H, m), 7.52-7.65 (3H, m), 7.05 (1H, br s), 6.97 (1H, dd, J=1.1, 8.4 Hz), 2.44 (3H, s), 2.23 (3H, s)

**Ex. 110: 3-Acetylamino-2-benzoyl-6-cyanoindole****Step 1. 4-Cyano-2-(ethoxycarbonylamino)benzotrile**

25 The title compound was prepared according to the procedure described in step 1 of Example 1 (Method B) from 2-amino-4-cyanobenzotrile.

tlc: R<sub>f</sub> = 0.6 (25% ethyl acetate in hexanes)

**Step 2. 3-Amino-2-benzoyl-6-cyano-1-(ethoxycarbonyl)indole**

The title compound was prepared according to the procedure described in step 2  
30 of Example 1 from 4-cyano-2-(ethoxycarbonylamino)benzotrile (step 1) and 2-bromoacetophenone. tlc: R<sub>f</sub> = 0.2 (25% ethyl acetate in hexanes)

Step 3. 3-Acetylamino-2-benzoyl-6-cyano-1-(ethoxycarbonyl)indole

The title compound was prepared according to the procedure described in step 1 of Example 2 (Method A) from 3-amino-2-benzoyl-6-cyano-1-(ethoxycarbonyl)indole (step 2). tlc: R<sub>f</sub> = 0.1 (33% ethyl acetate in hexanes)

5 Step 4. 3-Acetylamino-2-benzoyl-6-cyanoindole

The title compound was prepared according to the procedure described in step 2 of Example 2 (Method A) from 3-acetylamino-2-benzoyl-6-cyano-1-(ethoxycarbonyl)indole (step 3). m.p.: 244-246 °C

<sup>1</sup>H-NMR (DMSO-d<sub>6</sub>) δ: 12.3 (1H, br s), 9.80 (1H, s), 7.90 (1H, d, J=1.5 Hz), 7.79-7.49  
10 (6H, m), 7.42 (1H, dd, J=1.5, 8.4 Hz), 1.68 (3H, s)

Ex. 111: 3-Acetylamino-5-bromo-6-chloro-2-(6-methylpyridine-2-carbonyl)indole

Step 1. 3-Amino-6-chloro-1-(ethoxycarbonyl)-2-(6-methylpyridine-2-carbonyl)indole  
and

3-Amino-5-bromo-6-chloro-1-(ethoxycarbonyl)-2-(6-methylpyridine-2-carbonyl)indole

15 The title compounds were prepared according to the procedure described in step 2 of Example 1 from 4-chloro-2-(ethoxycarbonylamino)benzotrile and 2-bromoacetyl-6-methylpyridine hydrobromide (H. Erlenmeyer, J. Jenni, and B. Prijs, *J. Med. Pharm. Chem.*, **1961**, 3, 561-566).

3-Amino-5-bromo-6-chloro-1-(ethoxycarbonyl)-2-(6-methylpyridine-2-carbonyl)indole  
20 (3%): <sup>1</sup>H-NMR (CDCl<sub>3</sub>) δ: 8.36 (1H, s), 7.90 (1H, d, J=7.7 Hz), 7.86 (1H, s), 7.77 (1H, t, J=7.7 Hz), 7.26 (1H, d, J=7.3 Hz), 5.90 (2H, br s), 3.74 (2H, q, J=7.2 Hz), 2.56 (3H, s), 0.84 (3H, t, J=7.2 Hz),

3-Amino-6-chloro-1-(ethoxycarbonyl)-2-(6-methylpyridine-2-carbonyl)indole (46%):  
<sup>1</sup>H-NMR (CDCl<sub>3</sub>) δ: 8.23 (1H, d, J=1.8 Hz), 7.90 (1H, d, J=7.7 Hz), 7.76 (1H, t, J=7.7  
25 Hz), 7.52 (1H, d, J=8.1 Hz), 7.26-7.22 (2H, m), 6.00 (2H, br s), 3.73 (2H, q, J=7.0 Hz), 2.56 (3H, s), 0.85 (3H, t, J=7.0 Hz)

Step 2. 3-Acetylamino-5-bromo-6-chloro-1-(ethoxycarbonyl)-2-(6-methylpyridine-2-carbonyl)indole

30 The title compound was prepared according to the procedure described in step 1 of Example 2 (Method A) from 3-amino-5-bromo-6-chloro-1-(ethoxycarbonyl)-2-(6-methylpyridine-2-carbonyl)indole (step 1).

tlc: Rf = 0.1 (33% ethyl acetate in hexanes)

Step 3. 3-Acetylamino-5-bromo-6-chloro-2-(6-methylpyridine-2-carbonyl)indole

The title compound was prepared according to the procedure described in step 2 of Example 2 (Method A) from 3-acetylamino-5-bromo-6-chloro-1-(ethoxycarbonyl)-  
5 2-(6-methylpyridine-2-carbonyl)indole (step 2). m.p.: 234-236 °C (dichloromethane/methanol) <sup>1</sup>H-NMR (DMSO-d<sub>6</sub>) δ: 12.01 (1H, br s), 10.26 (1H, br s), 8.21 (1H, s), 7.98 (1H, t, J=7.7 Hz), 7.86 (1H, d, J=7.7 Hz), 7.85 (1H, s), 7.57 (1H, d, J=7.7 Hz), 2.66 (3H, s), 1.99 (3H, s).

Ex. 112: 3-Amino-6-chloro-2-(6-methylpyridine-2-carbonyl)indole

10 The title compound was prepared according to the procedure described in step 2 of Example 1 from 3-amino-6-chloro-1-(ethoxycarbonyl)-2-(6-methylpyridine-2-carbonyl)indole (Example 111, step 1). m.p.: 210-211 °C (ethyl acetate) <sup>1</sup>H-NMR (DMSO-d<sub>6</sub>) δ: 10.85 (1H, br s), 7.97-7.90 (3H, m), 7.59 (1H, br s), 7.50 (1H, t, J=4.4 Hz), 7.34 (2H, br s), 6.93 (1H, dd, J=1.8, 8.4 Hz), 2.73 (3H, s).

15 Ex. 113: 3-Acetylamino-6-chloro-2-(6-methylpyridine-2-carbonyl)indole

The title compound was prepared according to the procedure described in Example 19 employing 3-acetylamino-6-chloro-2-(6-methylpyridine-2-carbonyl)indole (Example 112). m.p.: 195-196 °C (ethyl acetate) <sup>1</sup>H-NMR (CDCl<sub>3</sub>) δ: 11.88 (1H, br s), 10.24 (1H, br s), 7.97 (1H, t, J=7.7 Hz), 7.85  
20 (1H, d, J=7.7 Hz), 7.81 (1H, d, J=8.8 Hz), 7.63 (1H, d, J=1.8 Hz), 7.56 (1H, d, J=7.7 Hz), 7.08 (1H, dd, J=1.8, 8.8 Hz), 2.67 (3H, s), 1.97 (3H, s)

Ex. 114: 2-Benzoyl-6-chloro-3-[(2-tetrahydrofuryl)carboxamido]indole

A mixture of 3-amino-2-benzoyl-6-chloroindole (Example 1; 380 mg, 1.4 mmol), tetrahydro-2-furancarboxylic acid (490 mg, 4.2 mmol) and 1-ethoxycarbonyl-2-  
25 ethoxy-1,2-dihydroquinoline (EEDQ, 1.04 g, 4.2 mmol) in THF (20 ml) was heated at reflux stirred for 20 h. The mixture was cooled, poured into 2N aqueous HCl (30 ml) and extracted with diethyl ether (50 ml). The organic extract was washed with saturated sodium bicarbonate (30 ml), dried (MgSO<sub>4</sub>) and solvent evaporated. The residue was purified by flash chromatography eluting with ethyl acetate/hexane (1:1) to  
30 afford 500 mg (97%) of the titled compound as clear brown liquid.

<sup>1</sup>H-NMR (CDCl<sub>3</sub>) δ: 10.56 (1H, br s), 8.62 (1H, br s), 8.23 (1H, d, J=8.8 Hz), 7.82-

7.75 (2H, m), 7.65-7.48 (3H, m), 7.30 (1H, d, J=1.8 Hz), 7.08 (1H, dd, J=8.8, 1.8 Hz), 4.55-4.38 (1H, m), 4.25-3.85 (3H, m), 2.40-1.85 (3H, m).

**Ex. 115: 2-Benzoyl-6-chloro-3-[(2-methoxypropionyl)amino]indole**

The title compound was prepared according to the procedure described in  
5 Example 114 employing 3-amino-2-benzoyl-6-chloroindole (Example 1) and 2-methoxypropionic acid. m.p.: 169-171 °C (ethyl acetate/hexane)

<sup>1</sup>H-NMR (CDCl<sub>3</sub>) δ: 10.43 (1H, br s), 8.49 (1H, br s), 8.20 (1H, d, J=8.8 Hz), 7.83-7.76 (2H, m), 7.65-7.50 (3H,m), 7.30 (1H, d, J=1.8 Hz), 7.09 (1H, dd, J=1.8, 8.8 Hz), 3.88 (1H, q, J=7.0 Hz), 3.48 (3H,s), 1.45 (3H, d, J=7.0 Hz).

10 **Ex. 116: 2-Benzoyl-6-chloro-3-(3,3,3-trifluoropropionylamino)indole**

The title compound was prepared according to the procedure described in  
Example 114 employing 3-amino-2-benzoyl-6-chloroindole (Example 1) and 3,3,3-trifluoropropionic acid. m.p.: 201-204 °C (ethyl acetate/hexane)

<sup>1</sup>H-NMR (CDCl<sub>3</sub>) δ: 10.35 (1H, br s), 8.34 (1H, br s), 8.22 (1H, d, J=8.8 Hz), 7.88-  
15 7.75 (5H, m), 7.31 (1H, d, J=1.8 Hz), 7.13 (1H, dd, J=8.8, 1.8 Hz), 3.46-3.30 (2H, m)

**Ex. 117: 2-Benzoyl-6-chloro-3-(cyclopropaneacetylamino)indole**

The title compound was prepared according to the procedure described in  
Example 114 employing 3-amino-2-benzoyl-6-chloroindole (Example 1) and cyclopropylacetic acid. m.p.: 72-75 °C

<sup>1</sup>H-NMR (CDCl<sub>3</sub>): 10.33 (1H, br s), 8.34 (1H, br s), 8.27 (1H, d, J=9.2 Hz), 7.83-7.75  
20 (2H, m), 7.67 (3H, m), 7.27 (1H, d, J=1.8 Hz), 7.09 (1H, dd, J=9.2, 1.8 Hz), 2.38 (2H, d, J=7.3 Hz), 1.21-1.05 (1H, m), 0.80-0.70 (2H, m), 0.38-0.27 (2H, m)

**Ex. 118: 2-Benzoyl-6-chloro-3-[(3-hydroxy-3-methyl)butyrylamino]indole**

The title compound was prepared according to the procedure described in  
25 Example 114 employing 3-amino-2-benzoyl-6-chloroindole (Example 1) and 3-hydroxyisovaleric acid. m.p.: 179-182 °C <sup>1</sup>H-NMR (CDCl<sub>3</sub>) δ: 10.07 (1H, br s), 8.37 (1H, br s), 8.16 (1H, d, J=9.2 Hz), 7.86-7.77 (2H, m), 7.70-7.53 (3H, m), 7.30 (1H, d, J=1.8 Hz), 7.12 (1H, dd, J=9.2, 1.8 Hz), 3.98 (1H, brs), 2.62 (2H, s), 1.36 (6H, s)

**Ex. 119: 2-Benzoyl-6-chloro-3-(methylthioacetylamino)indole**

30 The title compound was prepared according to the procedure described in  
Example 114 employing 3-amino-2-benzoyl-6-chloroindole (Example 1) and

methylthioacetic acid. m.p.: 63-70 °C <sup>1</sup>H-NMR (CDCl<sub>3</sub>) δ: 10.78 (1H, br s), 8.42 (1H, br s), 8.16 (1H, d, J=9.2 Hz), 7.86-7.79 (2H, m), 7.68-7.53 (3H, m), 7.31 (1H, d, J=1.8 Hz), 7.12 (1H, dd, J=9.2, 1.8 Hz), 3.39 (2H, s), 2.23 (3H, s)

**Ex. 120 and Ex. 121:**

- 5 2-Benzoyl-6-chloro-3-(methylsulfinylacetyl-amino)indole (EXAMPLE 120) and  
2-benzoyl-6-chloro-3-(methylsulfonylacetyl-amino)indole (EXAMPLE 121)

A mixture of 2-benzoyl-6-chloro-3-(methylthioacetyl-amino)indole (Example 119; 0.87 g, 2.4 mmol) in methanol (20 ml) and oxone (2.9 g, 4.8 mmol) in water (10 ml) was stirred together for 10 min, poured into aqueous sodium thiosulfate (50 ml) and extracted with dichloromethane (30 ml x 2). The combined organic extract was dried (MgSO<sub>4</sub>) and solvent removed by evaporation. The residue was purified by flash chromatography eluting with ethyl acetate/hexane (1:1) to afford 280 mg (31%) of the sulfoxide (less polar) and 130 mg (14%) of sulfone (more polar), respectively. Recrystallization from ethyl acetate and *n*-hexane afforded 220 mg (24%) of sulfoxide as yellow solids and recrystallization from ethyl acetate afforded 90 mg (10%) of the sulfone as yellow solids.

2-Benzoyl-6-chloro-3-(methylsulfinylacetyl-amino)indole (Example 120)

m.p.: 191-192 °C (ethyl acetate/hexane, yellow solids)

<sup>1</sup>H-NMR (CDCl<sub>3</sub>) δ: 10.29 (1H, br s), 10.06 (1H, br s), 7.94 (1H, d, J=8.8 Hz), 7.88-7.82 (2H, m), 7.65-7.49 (3H, m), 7.43 (1H, d, J=1.8 Hz), 7.09 (1H, dd, J=8.8, 1.8 Hz), 3.73 (1H, d, J=13.6 Hz), 3.57 (1H, d, J=13.6 Hz), 2.75 (3H, s) and,

2-Benzoyl-6-chloro-3-(methylsulfonylacetyl-amino)indole (Example 121)

m.p.: 217-220 °C (ethyl acetate, yellow solids)

<sup>1</sup>H-NMR (CDCl<sub>3</sub>) δ: 10.27 (1H, br s), 8.50 (1H, br s), 8.06 (1H, d, J=8.8 Hz), 7.88-7.79 (2H, m), 7.72-7.52 (3H, m), 7.34 (1H, d, J=1.8 Hz), 7.13 (1H, dd, J=8.8, 1.8 Hz), 4.10 (2H, s), 3.19 (3H,s).

**Ex. 122: 2-Benzoyl-6-chloro-3-[(*n,n*-dimethylaminoacetyl)amino]indole**

**Step 1. 2-Benzoyl-6-chloro-3-chloroacetyl-amino-1-(ethoxycarbonyl)indole**

The titled compound was prepared according to the procedure described in step 1 of Example 2 (Method A) from 3-amino-2-benzoyl-6-chloro-1-(ethoxycarbonyl)indole (Example 1, step 2) and chloroacetyl chloride.

<sup>1</sup>H-NMR (CDCl<sub>3</sub>) δ: 9.86 (1H, br s), 8.27 (1H, d, J=1.8Hz), 7.92 (1H, d, J=8.8Hz), 7.81-7.72 (2H, m), 7.62-7.42 (3H, m), 7.33 (1H, dd, J=1.8, 8.8Hz), 4.20 (2H, s), 3.92 (2H, q, J=7.0Hz), 0.94 (3H, t, J=7.0Hz).

Step 2. 2-Benzoyl-6-chloro-3-[(N,N-dimethylaminoacetyl)amino]indole

5           A mixture of 2-benzoyl-6-chloro-3-(chloroacetyl-amino)-1-(ethoxycarbonyl)indole (step 1, 890 mg, 2.12 mmol) and dimethylamine hydrochloride (520 mg, 6.36 mmol) in DMF (30 ml) was stirred for 2 h. Water (80 ml) was added and the mixture extracted with an ethyl acetate-toluene mixture (2:1 v/v, 30 ml x 2). The combined organic extracts were washed consecutively with water (50 ml) and  
10       brine (50 ml), dried (MgSO<sub>4</sub>) and evaporated. The residue was treated with a solution of 1N aqueous KOH (20 ml) and EtOH (40 ml) for 1 h, volatiles removed by evaporation and the residue extracted with ethyl acetate (30 ml x 2). The combined organic extracts were dried (MgSO<sub>4</sub>) and evaporated. The crude product was recrystallized from ethyl acetate/hexane to give 350 mg (47%) of the title compound as  
15       a yellow solid. m.p.: 175-176 °C <sup>1</sup>H-NMR (CDCl<sub>3</sub>) δ: 10.60 (1H, br s), 8.83 (1H, br s), 8.08 (1H, d, J=8.8Hz), 7.88-7.70 (2H, m), 7.68-7.42 (3H, m), 7.29 (1H, d, J=1.8Hz), 7.07 (1H, dd, J=1.8, 8.8Hz), 3.04 (2H, s), 2.33 (6H, s)  
IR (KBr) ν: 1660, 1620, 1570, 1540, 1250, 1240, 1050, 920 cm<sup>-1</sup>

Ex. 123: 3-Acetyl-amino-2-benzoyl-5,6-dimethoxyindole

20       Step 1. 4,5-Dimethoxy-2-(ethoxycarbonylamino)benzotrile

The title compound was prepared according to the procedure described in step 1 of Example 1 (Method B) from 2-amino-4,5-dimethoxybenzotrile.

tlc: R<sub>f</sub> = 0.7 (33% ethyl acetate in hexanes)

Step 2. 3-Amino-2-benzoyl-5,6-dimethoxy-1-(ethoxycarbonyl)indole

25       The title compound was prepared according to the procedure described in step 2 of Example 1 from 4,5-dimethoxy-2-(ethoxycarbonylamino)benzotrile (step 1).

tlc: R<sub>f</sub> = 0.2 (33% ethyl acetate in hexanes)

Step 3. 3-Acetyl-amino-2-benzoyl-4,5-dimethoxy-1-(ethoxycarbonyl)indole

30       The title compound was prepared according to the procedure described in step 1 of Example 2 (Method A) from 3-amino-2-benzoyl-5,6-dimethoxy-1-(ethoxycarbonyl)indole (step 2). tlc: R<sub>f</sub> = 0.6 (50% ethyl acetate in hexanes)

Step 4. 3-Acetylamino-2-benzoyl-4,5-dimethoxyindole

The title compound was prepared according to the procedure described in step 2 of Example 2 (Method A) from 3-acetylamino-2-benzoyl-4,5-dimethoxy-1-(ethoxycarbonyl)indole (step 3). m.p.: 118-120 °C

5 <sup>1</sup>H-NMR (CDCl<sub>3</sub>) δ: 10.2 (1H, br s), 8.44 (1H, br s), 7.74-7.78 (3H, m), 7.47-7.57 (3H, m), 6.64 (1H, s), 3.91 (3H, s), 3.84 (3H, s), 2.23 (3H, s)

IR (KBr) ν: 1665, 1540, 1495, 1265, 1220, 11120, 1015, 835 cm<sup>-1</sup>

Ex. 124: 3-Acetylamino-6-chloro-2-[(1-methylimidazol-2-yl)carbonyl]indoleStep 1. Methyl 3-amino-6-chloro-1-(ethoxycarbonyl)indole-2-carboxylate

10 The title compound was prepared according to the procedure described in step 2 of Example 1 from 4-chloro-2-(ethoxycarbonylamino)benzotrile (Example 1, step 2) and methyl bromoacetate. <sup>1</sup>H-NMR (CDCl<sub>3</sub>) δ: 8.08 (1H, d, J=1.8 Hz), 7.42 (1H, d, J=8.8 Hz), 7.22 (1H, dd, J=8.8, 1.8 Hz), 5.17 (2H, br s), 4.40 (2H, q, J=7.3 Hz), 3.88 (3H, s), 1.40 (3H, t, J=7.3 Hz)

15 Step 2. Methyl 3-acetylamino-6-chloro-1-(ethoxycarbonyl)indole-2-carboxylate

The title compound was prepared according to the procedure described in step 1 of Example 2 (Method A) from methyl 3-amino-6-chloro-1-(ethoxycarbonyl)indole-2-carboxylate (step 1). <sup>1</sup>H-NMR (CDCl<sub>3</sub>) δ: 8.80 (1H, br s), 8.05 (1H, d, J=1.8 Hz), 7.92 (1H, d, J=8.4 Hz), 7.23 (1H, dd, J=8.8, 1.8 Hz), 4.44 (2H, q, J=7.3 Hz), 3.92 (3H, s), 2.27 (3H, s), 1.43 (3H, t, J=7.3 Hz)

20 Step 3. 3-Acetylamino-6-chloroindole-2-carboxylic acid

Methyl 3-acetylamino-6-chloro-1-(ethoxycarbonyl)indole-2-carboxylate (step 2; 1.48 g, 4.37 mmol) dissolved in ethanol (20 ml) and 1N aqueous KOH (10 ml) were heated together at reflux for 1 h. The mixture was cooled and concentrated, and the residue diluted with 1N aqueous HCl (20 ml) and extracted with ethyl acetate (30 ml x 2). The organic extract was dried (MgSO<sub>4</sub>) and evaporated to afford 0.95 g (86 %) of the title compound as a white solid.

<sup>1</sup>H-NMR (CDCl<sub>3</sub>) δ: 11.69 (1H, s), 9.58 (1H, s), 7.63 (1H, dd, J=8.8, 1.5 Hz), 7.38 (1H, d, J=1.5 Hz), 7.03 (1H, d, J=8.4 Hz), 2.11 (3H, s).

30 Step 4. 3-Acetylamino-6-chloro-2-[(N-methoxy-N-methylamino)carbonyl]indole

To a mixture of (3-acetylamino-6-chloroindole)-2-carboxylic acid (step 3; 280 mg, 1.11 mmol), diphenyl phosphoryl azide (365 mg, 1.33 mmol) and N,O-dimethylhydroxylamine hydrochloride (162 mg, 1.66 mmol) in dimethylformamide (5 ml) was added triethylamine (0.58 ml, 4.16 mmol). After stirring for 1 h, the mixture  
5 was poured into water (10 ml) and extracted with diethyl ether (30 ml x 2). The combined organic extracts were washed consecutively with water (20 ml x 2), saturated sodium bicarbonate (20 ml), brine (20 ml), then dried (MgSO<sub>4</sub>). Removal of solvent gave the title compound as a brown solid (ca. 20%) which was used in the next step without further purification.

10 <sup>1</sup>H-NMR (CDCl<sub>3</sub>) δ: 10.00 (1H, brs), 8.12 (1H, m), 7.42-7.12 (3H, m), 3.80 (3H, s), 3.40 (3H, s), 2.23 (3H, s)

Step 5. 3-Acetylamino-6-chloro-2-[(1-methylimidazol-2-yl)carbonyl]indole

To a solution of 3-acetylamino-6-chloro-2-[(N-methoxy-N-methylamino)carbonyl]indole (step 4; 50 mg, 0.175 mmol) in tetrahydrofuran (3.0 ml)  
15 cooled to -70 °C was added a tetrahydrofuran (2.0 ml) solution of 2-lithiated-1-methylimidazole (prepared according to the method of Fraser, Robert R et. al., *Can. J. Chem.*, **1985**, 63, 3505 ). The reaction mixture was allowed to warm to ambient temperature and stirred for 2 h. The mixture was poured into water (20 ml) and extracted with dichloromethane (20 ml x 2). The organic extract was dried (MgSO<sub>4</sub>)  
20 and concentrated. The residual solid was purified by flash column chromatography eluting with ethyl acetate to afford 20 mg (36 %) of the title compound as a yellow solid. m.p.: 205-207 °C <sup>1</sup>H-NMR (CDCl<sub>3</sub>) δ: 11.69 (1H, br s), 10.67 (1H, br s), 8.40 (1H, d, J=8.8 Hz), 7.36 (1H, d, J=1.8 Hz), 7.26 (1H, s), 7.11 (1H, s), 7.03 (1H, dd, J=8.8, 1.8 Hz), 4.15 (3H, s), 2.33 (3H, s)

25 IR (KBr) ν: 1695, 1580, 1540, 1470, 1400, 1360, 1240, 1200, 1160, 1025 cm<sup>-1</sup>

Ex. 125: 3-Amino-6-chloro-2-(pyridine-2-carbonyl)indole

Step 1. 6-chloro-3-nitroindole-2-carboxylic acid

To an ice-cooled solution of acetic anhydride (90ml) and concentrated nitric acid (70%, 10.3ml) was added 6-chloroindole-2-carboxylic acid (H.W.Ridon and  
30 J.C.Tweddle, *J.Chem.Soc.*, **1955**, 3499: 18.16g, 92.84mmol) portionwise over 20min. The mixture was stirred for 2h at 0 °C and the resulting precipitates collected by

filtration and washed with a mixture of dichloromethane/hexane (1:1) to give 12.6g (56%) of the title compound as a yellow solid. <sup>1</sup>H-NMR (DMSO-d<sub>6</sub>) δ: 13.41(1H, br s), 8.04 (1H, d, J=8.8 Hz), 7.62 (1H, d, 1.8 Hz), 7.44 (1H, dd, J=1.8, 8.8 Hz)

Step 2: 6-Chloro-2-(N-methoxy-N-methylamino)carbonyl-3-nitroindole

5 To a mixture of 6-chloro-3-nitroindole-2-carboxylic acid (step 1, 2.35 g, 9.77 mmol) and N,O-dimethylhydroxylamine hydrochloride (3.81 g, 39.1 mmol) in DMF (50 ml) was added dropwise a dimethylformamide (15 ml) solution of WSC (5.61 g, 29.3 mmol) over 10 min. After stirring for 4 h the mixture was diluted with diethyl ether (200 ml) and washed with water (100 ml x 4). The organic extract was  
10 dried(MgSO<sub>4</sub>) and solvent removed by evaporation. The crude product was recrystallized from ethyl acetate to afford 1.55 g (56%) of the title compound.

<sup>1</sup>H-NMR (DMSO-d<sub>6</sub>) δ: 13.48 (1H, br s), 8.09 (1H, d, J=8.4 Hz), 7.68 (1H, d, J=1.5 Hz), 7.46 (1H, dd, J=1.8, 8.8 Hz), 3.51 (3H, s), 3.38 (3H, s)

Step 3. 6-Chloro-3-nitro-2-(pyridine-2-carbonyl)indole

15 To a solution of 2-bromopyridine (548 mg, 3.47 mmol) in diethyl ether (8 ml) cooled to -70 °C was added dropwise 1.66 M *n*-BuLi (2.1 ml in hexane). After stirring for 30 min, a solution of 6-chloro-2-(N-methoxy-N-methylamino)carbonyl-3-nitroindole (step 2, 328 mg, 1.16 mmol) in THF (8 ml) was added. The mixture was allowed to warm to ambient temperature and stirring continued for 5 h. Saturated  
20 ammonium chloride (20 ml) was then added and the mixture basified with saturated sodium bicarbonate (50 ml). The mixture was extracted with ethyl acetate (150 ml) and the extract was washed with brine (80 ml) and dried (Na<sub>2</sub>SO<sub>4</sub>). After removal of solvent by evaporation, the residue was purified by flash column chromatography eluting with ethyl acetate/hexane (1:3) to afford 150 mg (43%) of the title compound.

25 <sup>1</sup>H-NMR (CDCl<sub>3</sub>) δ: 8.67 (1H, br d, J=4.0 Hz), 8.24 (1H, d, J=8.1 Hz), 8.12 (1H, d, J=8.8 Hz), 7.98 (1H, dt, J=1.8, 7.7 Hz), 7.57 (1H, ddd, J=1.1, 4.8, 7.7 Hz), 7.54 (1H, d, J=1.5 Hz), 7.38 (1H, dd, J=1.5, 8.8 Hz) The signal due to NH was not observed.

Step 4: 3-Amino-6-chloro-2-(pyridine-2-carbonyl)indole

30 A mixture of 6-chloro-3-nitro-2-(pyridine-2-carbonyl)indole (step 3, 92 mg, 0.30 mmol), ammonium chloride (8 mg, 0.15 mmol) and iron powder (89 mg, 1.52 mmol) in 70% aqueous ethanol (6 ml) was heated at reflux for 2 h, and then cooled and

filtered through a pad of Celite. The pad was washed copiously with a mixture of ethanol/ethyl acetate (1:1 v/v) and the combined washing evaporated. The residue was diluted with ethyl acetate (50 ml), washed with saturated aqueous sodium bicarbonate (30 ml) and dried ( $\text{Na}_2\text{SO}_4$ ). Removal of solvent gave product as crystals.

5 m.p.: 186-187 °C  $^1\text{H}$  NMR ( $\text{CDCl}_3$ )  $\delta$ : 11.02 (1H, br s), 8.76-8.74 (1H, m), 8.35 (1H, d,  $J=8.8$  Hz), 7.94 (1H, dt,  $J=1.8, 7.7$  Hz), 7.53 (1H, d,  $J=8.8$  Hz), 7.48 (1H, ddd,  $J=1.5, 4.8, 7.7$  Hz), 7.34 (1H, d,  $J=1.8$  Hz), 6.97 (1H, dd,  $J=1.8, 8.4$  Hz), 6.06 (2H, br s)

**Ex. 126: 3-Acetylamino-6-chloro-2-(pyridine-2-carbonyl)indole**

10 The title compound was prepared according to the procedure described in Example 19 employing 3-amino-6-chloro-2-(pyridine-2-carbonyl)indole (Example 125) and acetyl chloride. m.p.: 211-212 °C (ethanol)  $^1\text{H}$ -NMR ( $\text{DMSO}-d_6$ )  $\delta$ : 12.02 (1H, br s), 10.34 (1H, br s), 8.82 (1H, d,  $J=4.4$  Hz), 8.15-8.07 (2H, m), 7.85 (1H, d,  $J=8.8$  Hz), 7.75-7.70 (1H, m), 7.63 (1H, d,  $J=1.8$  Hz), 7.07 (1H, dd,  $J=1.8, 8.8$  Hz),  
15 2.02 (3H, s) IR (KBr)  $\nu$ : 3450, 1690, 1620, 1580, 1570, 1480, 1350, 1240, 1180, 1160, 1030, 760  $\text{cm}^{-1}$

**Ex. 127 and Ex. 128:**

3-Amino-6-chloro-2-(3-cyanobenzoyl)indole (EXAMPLE 127) and,

3-amino-2-(3-aminocarbonylbenzoyl)-6-chloroindole (EXAMPLE 128)

20 Step 1. 3-Amino-6-chloro-2-(3-cyanobenzoyl)-1-(ethoxycarbonyl)indole

The title compound was prepared according to the procedure described in step 2 of Example 1 from 4-chloro-2-(ethoxycarbonylamino)benzotrile (Example 1, step 1) and 2-bromo-3'-cyanoacetophenone.  $^1\text{H}$ -NMR ( $\text{CDCl}_3$ )  $\delta$ : 8.21 (1H, d,  $J=1.8$  Hz), 8.03 (1H, s), 7.94 (1H, m), 7.80-7.72 (1H, m), 7.63-7.52 (2H, m), 7.32 (1H, dd,  $J=8.4,$   
25 1.8 Hz), 6.10 (2H, brs), 3.88 (2H, q,  $J=7.3$  Hz), 0.95 (3H, t,  $J=7.3$  Hz).

Step 2. 3-Amino-6-chloro-2-(3-cyanobenzoyl)indole (Example 127) and,

3-amino-2-(3-aminocarbonylbenzoyl)-6-chloroindole (Example 128)

A mixture of 3-amino-6-chloro-2-(3-cyanobenzoyl)-1-(ethoxycarbonyl)indole (step 1, 10.4 g, 28 mmol) and potassium carbonate (20 g, 140 mmol) in ethanol (100  
30 ml) and water (100 ml) was heated at reflux for 4 h. The mixture was cooled and concentrated, and the residue partitioned between water (100 ml) and ethyl acetate

(250). The organic layer was dried (MgSO<sub>4</sub>) and concentrated. The residual oil was purified by flash column chromatography eluting with hexane/ethyl acetate (2/1) to give; 3-Amino-6-chloro-2-(3-cyanobenzoyl)indole (Example 127):  
yellow solid: 4.0 g (48%) m.p.: 228-231 °C <sup>1</sup>H-NMR (DMSO-d<sub>6</sub>) δ: 10.33 (1H, br s), 8.15 (1H, s), 8.09-8.02 (2H, m), 7.92 (1H, d, J=8.4 Hz), 7.77 (1H, t, J=7.3 Hz), 7.25 (1H, d, J=1.8 Hz), 7.04 (2H, br s), 6.96 (1H, dd, J=8.4, 1.8 Hz) and,  
3-Amino-2-(3-aminocarbonylbenzoyl)-6-chloroindole (Example 128):  
yellow solid: 0.7 g (8%) m.p.: 132-150 °C <sup>1</sup>H-NMR (DMSO-d<sub>6</sub>) δ: 10.30 (1H, br s), 8.23 (1H, s), 8.28-8.02 (2H, m), 7.95-7.85 (2H, m), 7.65 (1H, t, J=7.7 Hz), 7.48 (1H, brs), 7.25 (1H, d, J=1.8 Hz), 6.95 (1H, dd, J=8.4, 1.8 Hz), 6.90 (2H, br s).

**Ex. 129: 3-Acetylamino-2-(3-aminocarbonylbenzoyl)-6-chloroindole**

The title compound was prepared according to the procedure described in Example 19 employing 3-amino-2-(3-aminocarbonylbenzoyl)-6-chloroindole (Example 128) and acetyl chloride. m.p.: 243-247 °C (ethyl acetate /hexane)  
<sup>1</sup>H-NMR (DMSO-d<sub>6</sub>) δ: 11.85 (1H, s), 9.79 (1H, s), 8.22 (1H, s), 8.18-8.03 (2H, m), 7.83 (1H, d, J=7.7 Hz), 7.70-7.44 (4H, m), 7.12 (1H, dd, J=8.4, 1.8 Hz), 1.63 (3H, s)

**Ex. 130: 3-Acetylamino-6-chloro-2-(3-cyanobenzoyl)indole**

The title compound was prepared according to the procedure described in Example 19 employing 3-amino-6-chloro-2-(3-cyanobenzoyl)indole (Example 127) and acetyl chloride. m.p.: 185-187 °C (ethyl acetate/hexane) <sup>1</sup>H-NMR (DMSO-d<sub>6</sub>) δ: 11.91 (1H, br s), 9.85 (1H, brs), 8.12-8.04 (2H, m), 8.03-7.95 (1H, m), 7.77-7.62 (2H, m), 7.46 (1H, d, J=1.8 Hz), 7.12 (1H, dd, J=1.8, 8.8 Hz), 1.64 (3H, s)

**Ex. 131: 3-Amino-2-(3-carboxybenzoyl)-6-chloroindole**

A mixture of 3-acetylamino-6-chloro-2-(3-cyanobenzoyl)indole (Example 130, 2.7 g, 7.99 mmol) and potassium hydroxide (2.2 g, 40 mmol) in ethanol (100 ml) and water (100 ml) was heated at reflux for 5 h. The mixture was cooled and concentrated, and the residue partitioned between water (100 ml) and ethyl acetate (100 ml). The aqueous layer was separated and acidified with 2N aqueous hydrochloric acid, extracted with ethyl acetate (100 ml x 2) and the combined extracts dried (MgSO<sub>4</sub>). After removal of solvent the residual solids were recrystallization from ethyl acetate to afford 1.8 g (72%) of the title compound as brown solids.

m.p.: 263-270 °C <sup>1</sup>H-NMR (DMSO-d<sub>6</sub>) δ: 13.15 (1H, s), 10.33 (1H, s), 8.27 (1H, s), 8.20-8.11 (1H, m), 8.03-7.96 (1H, m), 7.92 (1H, d, J=8.8 Hz), 7.70 (1H, t, J=7.6 Hz), 7.25 (1H, d, J=1.8 Hz), 6.96 (1H, dd, J=8.8, 1.8 Hz), 6.94 (2H, br s)

**Ex. 132: 3-Acetylamino-2-(3-carboxybenzoyl)-6-chloroindole**

5 The title compound was prepared according to the procedure described in Example 19 employing 3-amino-2-(3-carboxybenzoyl)-6-chloroindole (Example 131) and acetyl chloride. m.p.: >290 °C (ethyl acetate) <sup>1</sup>H-NMR (DMSO-d<sub>6</sub>) δ: 11.85 (1H, s), 9.90 (1H, s), 8.39 (1H, br s), 8.20 (1H, d, J=7.7 Hz), 7.77 (1H, d, J=7.7 Hz), 7.65 (1H, d, J=8.8 Hz), 7.54-7.43 (2H, m), 7.09 (1H, dd, J=1.8, 8.4 Hz), 1.67 (3H, s)

10 **Ex. 133: 3-Amino-6-chloro-2-(3-methoxycarbonylbenzoyl)indole**

A mixture of 3-acetylamino-6-chloro-2-(3-carboxybenzoyl)indole (Example 132, 0.9 g, 2.5 mmol) and 10% HCl-MeOH (30 ml) was heated at 60 °C for 8h. The mixture was cooled and concentrated, and the residue partitioned between water (100 ml) and ethyl acetate (100 ml). The organic layer was separated and washed with  
15 brine (50 ml), and dried (MgSO<sub>4</sub>) and solvent removed by evaporation. The residual solid was purified by flash column chromatography eluting with hexane/ethyl acetate (2/1) to afford 0.5 g of a title compound as a yellow solid. m.p.: 187-189 °C (ethyl acetate/hexane) <sup>1</sup>H-NMR (DMSO-d<sub>6</sub>) δ: 9.14 (1H, br s), 8.47 (1H, dd, J=1.8, 1.1 Hz), 8.20 (1H, ddd, J=7.7, 1.8, 1.1 Hz), 8.03 (1H, ddd, J=7.7, 1.8, 1.1 Hz), 7.69-7.58 (2H,  
20 m), 7.28 (1H, d, J=1.8 Hz), 6.97 (1H, dd, J=1.4, 8.4 Hz), 6.04 (2H, br s), 3.95 (3H, s)

**Ex. 134: 3-Acetylamino-6-chloro-2-(3-methoxycarbonylbenzoyl)indole**

The title compound was prepared according to the procedure described in Example 19 employing 3-amino-6-chloro-2-(3-methoxycarbonylbenzoyl)indole (Example 133) and acetyl chloride. m.p.: 190-193 °C (ethyl acetate)  
25 <sup>1</sup>H-NMR (DMSO-d<sub>6</sub>) δ: 9.80 (1H, s), 8.52-8.41 (2H, m), 8.26 (1H, d, J=7.7 Hz), 8.19 (1H, d, J=9.2 Hz), 8.98 (1H, d, J=7.7 Hz), 7.70-7.62 (1H, m), 7.30 (1H, d, J=1.8 Hz), 7.09 (1H, dd, J=9.2, 1.8 Hz), 3.95 (3H, s), 2.23 (3H, s)

**Ex. 135: 3-Acetylamino-2-(3-aminobenzoyl)-6-chloroindole**

**Step 1. 3-Amino-6-chloro-1-ethoxycarbonyl-2-(3-nitrobenzoyl)indole**

30 The title compound was prepared according to the procedure described in step 2 of Example 1 from 4-chloro-2-(ethoxycarbonylamino)benzotrile (Example 1, step 1)

and 2-bromo-3'-nitroacetophenone.

<sup>1</sup>H-NMR (CDCl<sub>3</sub>) δ: 8.62-8.54 (1H, m), 8.38-8.28 (1H, m), 8.21 (1H, d, J=1.8 Hz), 8.04 (1H, d, J=7.7 Hz), 7.63 (1H, dd, J=1.8, 8.1 Hz), 7.57 (1H, d, J=8.4 Hz), 7.33 (1H, dd, J=1.8, 8.1 Hz), 6.03 (2H, br s), 3.88 (2H, q, J=7.0 Hz), 0.94 (3H, t, J=7.0 Hz)

5 Step 2. 3-Acetylamino-6-chloro-1-(ethoxycarbonyl)-2-(3-nitrobenzoyl)indole

The title compound was prepared according to the procedure described in step 1 of Example 2 (Method A) from 3-amino-6-chloro-1-ethoxycarbonyl-2-(3-nitrobenzoyl)indole (step 1) and acetyl chloride. <sup>1</sup>H-NMR (CDCl<sub>3</sub>) δ: 9.18 (1H, br s), 8.65-8.69 (1H, m), 8.38-8.42 (1H, m), 8.02-8.10 (1H, m), 7.98 (1H, s), 7.61-7.71 (2H, 10 m), 7.18-7.25 (1H, m), 4.15 (2H, q, J=7.0 Hz), 2.24 (3H, s), 1.17 (3H, t, J=7.0 Hz)

Step 3. 3-Acetylamino-6-chloro-2-(3-nitrobenzoyl)indole

The title compound was prepared according to the procedure described in step 2 of Example 2 (Method A) from 3-acetylamino-6-chloro-1-(ethoxycarbonyl)-2-(3-nitrobenzoyl)indole (step 2). m.p.: 246-250 °C

15 <sup>1</sup>H-NMR (CDCl<sub>3</sub>) δ: 11.24 (1H, br s), 9.87 (1H, br s), 8.62 (1H, s), 8.46-8.36 (1H, m), 8.17 (1H, d, J=7.7 Hz), 7.90 (1H, d, J=8.4 Hz), 7.72 (1H, dd, J=7.7, 8.1 Hz), 7.46 (1H, d, J=1.5 Hz), 7.05 (1H, dd, J=1.5, 8.8 Hz), 1.98 (3H, s)

Step 4. 3-Acetylamino-2-(3-aminobenzoyl)-6-chloroindole

A mixture of 3-acetylamino-6-chloro-2-(3-nitrobenzoyl)indole (step 3, 2.68 g, 20 7.5 mmol), iron powder (1.7 g, 30 mmol) and ammonium chloride (0.8 g, 17 mmol) in 70% aqueous ethanol (70 ml) was heated at reflux for 1h, and then cooled and filtered through a pad of Celite. The filtrate was concentrated and the residue partitioned between water (50 ml) and ethyl acetate (150 ml). The organic layer was separated, dried (MgSO<sub>4</sub>) and solvent removed by evaporation to afford 2.6 g (quant.) of the title 25 compound as yellow amorphous solids. <sup>1</sup>H-NMR (CDCl<sub>3</sub>) δ: 9.83 (1H, br s), 8.63 (1H, brs), 8.16 (1H, d, J=8.8 Hz), 7.35-7.21 (2H, m), 7.15-6.98 (3H, m), 6.88 (1H, dd, J=8.8, 1.8 Hz), 2.25 (3H, s) The signal due to NH<sub>2</sub> was not observed.

Ex. 136: 3-Acetylamino-2-(3-aminobenzoyl)-6-chloroindole hydrochloride

30 3-Acetylamino-2-(3-aminobenzoyl)-6-chloroindole (Example 135, 0.41 g, 1.3 mmol) was stirred in 10% HCl-MeOH (3.0 ml) for 10 min and then solvent removed by evaporation. The residual solid was recrystallized from ethanol/diethyl ether to

afford 320 mg (70%) of the title compound as a yellow solid. m.p.: >300 °C

<sup>1</sup>H-NMR (DMSO-d<sub>6</sub>) δ: 11.87 (1H, br s), 9.85 (1H, br s), 7.78-7.40 (6H, m), 7.12 (1H, d, J=8.4 Hz), 1.70 (3H, s).

**Ex. 137: 3-Acetylamino-2-(3-acetylamino-benzoyl)-6-chloroindole**

5 The title compound was prepared according to the procedure described in Example 19 employing 3-acetylamino-2-(3-aminobenzoyl)-6-chloroindole (Example 135) and acetyl chloride. m.p.: 225-228 °C (ethyl acetate/hexane) <sup>1</sup>H-NMR (DMSO-d<sub>6</sub>) δ: 10.59 (1H, br s), 9.75 (1H, br s), 9.45 (1H, br s), 7.96 (1H, d, J=8.8 Hz), 7.93-7.82 (2H, m), 7.58-7.40 (3H, m), 7.04 (1H, d, J=8.8 Hz), 2.17 (3H, s), 2.10 (3H, s)

**Ex. 138: 3-Acetylamino-6-chloro-2-(3-methanesulfonylamino-benzoyl)-indole**

The title compound was prepared according to the procedure described in Example 19 employing 3-acetylamino-2-(3-aminobenzoyl)-6-chloroindole (Example 135) and methanesulfonyl chloride. m.p.: 133-142 °C (ethyl acetate/hexane)

15 <sup>1</sup>H-NMR (DMSO-d<sub>6</sub>) δ: 11.80 (1H, br s), 9.90 (1H, br s), 9.70 (1H, br s), 7.65 (1H, d, J=8.8 Hz), 7.58 (1H, br s), 7.49-7.40 (4H, m), 7.08 (1H, d, J=8.8 Hz), 3.03 (3H, s), 0.86 (3H, s)

**Ex. 139: 3-Acetylamino-6-chloro-2-(3-n,n-dimethylamino-benzoyl)indole**

To a solution of 3-acetylamino-2-(3-aminobenzoyl)-6-chloroindole (Example 20 135, 0.89 g, 2.7 mmol) in acetonitrile (10 ml) was added aqueous formaldehyde (37%; 1.1 ml) and sodium cyanoborohydride (0.28 g, 4.4 mmol). After stirring for 30 min acetic acid (1.0 ml) was added and stirring was continued a further 1.5 h. The mixture was concentrated, saturated aqueous sodium bicarbonate (30 ml) added and the mixture extracted with ethyl acetate (50 ml x 3). The organic layer was extracted with 25 2N aqueous hydrochloric acid (40 ml x 3). The acidic extract and aqueous layer were combined, basified with 2N aqueous sodium hydroxide (120 ml) and extracted with ethyl acetate (50 ml x 3). The organic layer was dried (MgSO<sub>4</sub>) and concentrated and the residue purified by flash column chromatography eluting with hexane/ethyl acetate (2/1) to give 720 mg (67%) of the title compound which was recrystallization from 30 hexane/ethyl acetate (440 mg, 41%) as a yellow solid. <sup>1</sup>H-NMR (CDCl<sub>3</sub>) δ: 10.00 (1H, br s), 8.45 (1H, br s), 8.23 (1H, d, J=8.4 Hz), 8.44-8.36 (1H, m), 7.28 (1H, d,

J=1.8 Hz), 7.13-7.03 (3H, m), 7.00-6.93 (1H, m), 3.02 (6H, s), 2.30 (3H, s)

**Ex. 140:**

3-Acetylamino-6-chloro-2-(3-n,n-dimethylaminobenzoyl)indole hydrochloride

The title compound was prepared from 3-acetylamino-6-chloro-2-(3-N,N-dimethylaminobenzoyl)indole (Example 139) according to the procedure described in Example 136. m.p.: 245-247 °C (ethanol/diethyl ether)

<sup>1</sup>H-NMR (DMSO-d<sub>6</sub>) δ: 11.85 (1H, br s), 9.84 (1H, br s), 7.75-7.40 (6H, m), 7.10 (1H, dd, J=8.8, 1.8 Hz), 3.10 (6H, s), 1.69 (3H, s)

**Ex. 141: 3-Acetylamino-6-chloro-2-(3,4-dihydroxybenzoyl)indole**

10 Step 1. [3,4-Bis(methoxymethoxy)]phenacyl chloride

4-(Chloroacetyl)catechol (4.1 g, 22 mmol), chloromethylmethylether (3.7 ml, 44 mmol) and triethylamine (12 ml) in tetrahydrofuran (50 ml) were stirred together for 1 h, the mixture poured into water (80 ml) and extracted with diethyl ether (80 ml x 2). The organic extract was washed consecutively with 2N aqueous sodium hydroxide (50 ml x 2) and water (50 ml), dried (MgSO<sub>4</sub>), and solvent evaporated to give 4.7 g (78%) of the title compound as a pale brown solid. (The crude product was used in the next step without further purification.)

<sup>1</sup>H-NMR (CDCl<sub>3</sub>) δ: 7.78 (1H, d, J=2.2 Hz), 7.60 (1H, dd, J=8.4, 2.2 Hz), 7.23 (1H, d, J=8.4 Hz), 5.32 (2H, s), 5.29 (2H, s), 4.65 (2H, s), 3.53 (3H, s), 3.52 (3H, s)

20 Step 2. 3-Amino-6-chloro-1-ethoxycarbonyl-2-[[3,4-bis(methoxymethoxy)]benzoyl]indole

The title compound was prepared according to the procedure described in step 2 of Example 1 from 4-chloro-2-(ethoxycarbonylamino)benzotrile (Example 1, step 1) and [3,4-bis(methoxymethoxy)]phenacyl chloride (step 1). <sup>1</sup>H-NMR (CDCl<sub>3</sub>) δ: 8.25 (1H, d, J=1.8 Hz), 7.61 (1H, d, J=2.2 Hz), 7.52 (1H, d, J=8.0 Hz), 7.39 (1H, dd, J=8.4, 1.8 Hz), 7.29 (1H, dd, J=8.4, 1.8 Hz), 7.18 (1H, d, J=8.4 Hz), 5.72 (2H, br s), 5.29 (2H, s), 5.25 (2H, s), 3.86 (2H, q, J=7.3 Hz), 3.52 (6H, s), 0.91 (3H, t, J=7.3 Hz).

Step 3. 3-Amino-6-chloro-2-[[3,4-bis(methoxymethoxy)]benzoyl]indole

30 The title compound was prepared according to the procedure described in step 3 of Example 1 from 3-amino-6-chloro-1-ethoxycarbonyl-2-[[3,4-bis(methoxymethoxy)]benzoyl]indole (step 2).

<sup>1</sup>H-NMR (CDCl<sub>3</sub>) δ: 7.73 (1H, br s), 7.63 (1H, d, J=1.8 Hz), 7.52 (1H, d, J=8.8 Hz), 7.47 (1H, dd, J=8.8, 1.8 Hz), 7.28 (1H, d, J=8.4 Hz), 7.22 (1H, d, J=1.8 Hz), 7.02 (1H, dd, J=8.4, 1.8 Hz), 5.59 (2H, br s), 5.32 (2H, s), 5.30 (2H, s), 3.54 (6H, s).

Step 4. 3-Acetylamino-6-chloro-2-[(3,4-dihydroxy)benzoyl]indole

5 To a solution of 3-amino-6-chloro-2-[[3,4-bis(methoxymethoxy)]benzoyl]indole (step 3, 0.50 g, 1.3 mmol) in pyridine (1.0 ml) and dichloromethane (20 ml) cooled to 0 °C was added acetyl chloride (0.10 ml, 1.40 mmol). After stirring for 1 h at room temperature, the reaction mixture was poured into water (20 ml) and extracted with dichloromethane (30 ml x 2). The organic  
10 extracts were dried (MgSO<sub>4</sub>) and solvent removed by evaporation. The residue was dissolved in dichloromethane (30 ml), trifluoroacetic acid (0.50 ml) added and the mixture heated at reflux for 5 h. The mixture was cooled, poured into water and extracted with ethyl acetate (80 ml x 2). The organic extracts were dried (MgSO<sub>4</sub>) and solvent removed by evaporation. The residual oil was purified by flash column  
15 chromatography eluting with hexane/ethyl acetate (1/3) to give 80 mg (20%) of the title compound. Recrystallization from ethyl acetate/hexane afforded the title compound as a yellow solid. m.p.: 193-200 °C <sup>1</sup>H-NMR (CDCl<sub>3</sub>) δ: 11.64 (1H, br s), 9.66 (1H, br s), 7.58 (1H, d, J=8.4 Hz), 7.41 (1H, , J=1.5 Hz), 7.24 (1H, d, J=2.2 Hz), 7.15 (1H, dd, J=8.8, 1.8 Hz), 7.08 (1H, dd, J=8.8, 1.5 Hz), 6.80 (1H, d, J=8.4 Hz), 1.98 (3H, s)

20 The signal due to OH was not observed.

Ex. 142: 3-(3-Amino-6-chloroindole-2-carbonyl)benzenesulfonamide

Step 1. 3-[3-Amino-6-chloro-1-(ethoxycarbonyl)indole-2-carbonyl]benzenesulfonamide

The title compound was prepared according to the procedure described in step 2  
25 of Example 1 from 4-chloro-2-(ethoxycarbonylamino)benzotrile (Example 1, step 1) and 3-bromoacetylbenzenesulfonamide (T. Fujikura, K. Nigata, S. Hashimoto, K. Imai, and T. Takenaka, *Chem. Pharm. Bull.*, **1982**, 30, 4092-4101).

<sup>1</sup>H-NMR (DMSO-d<sub>6</sub>) δ: 8.14-8.07 (3H, m), 7.94 (1H, br d, J=7.7 Hz), 7.78 (1H, br d, J=7.7 Hz), 7.65 (1H, t, J=7.7 Hz), 7.47 (2H, br s), 7.45 (1H, dd, J=1.8, 8.4 Hz), 7.38  
30 (2H, br s), 3.75 (2H, q, J=7.0 Hz), 0.79 (3H, t, J=7.0 Hz)

Step 2. 3-(3-Amino-6-chloroindole-2-carbonyl)benzenesulfonamide

The title compound was prepared according to the procedure described in step 2 of Example 1 employing 3-[3-amino-6-chloro-1-(ethoxycarbonyl)indole-2-carbonyl]benzenesulfonamide (step 1). m.p.: 125-127 °C (2-propanol/toluene)

<sup>1</sup>H-NMR (DMSO-d<sub>6</sub>) δ: 10.31 (1H, br s), 8.15 (1H, br s), 8.02-7.93 (2H, m), 7.92 (1H, d, J=8.8 Hz), 7.75 (1H, t, J=7.7 Hz), 7.46 (2H, br s), 7.24 (1H, d, J=1.5 Hz), 6.96 (1H, dd, J=1.8, 8.4 Hz), 6.98-6.94 (2H, m)

**Ex. 143: 3-(3-Acetylamino-6-chloroindole-2-carbonyl)benzenesulfonamide**

The title compound was prepared according to the procedure described in Example 19 employing 3-(3-amino-6-chloroindole-2-carbonyl)benzenesulfonamide (Example 142) and acetyl chloride. m.p.: 250-251 °C (ethanol/toluene)

<sup>1</sup>H-NMR (DMSO-d<sub>6</sub>) δ: 11.89 (1H, br s), 9.83 (1H, br s), 8.14 (1H, br s), 8.03 (1H, br d, J=8.1 Hz), 7.90 (1H, br d, J=7.7 Hz), 7.69 (1H, t, J=7.7 Hz), 7.68 (1H, d, J=8.8 Hz), 7.46 (2H, s), 7.45 (1H, d, J=1.8 Hz), 7.13 (1H, dd, J=1.8, 8.8 Hz), 1.64 (3H, s)

**Ex. 144: 3-Amino-6-chloro-2-(3-methylcyclohexylcarbonyl)indole**

Step 1. 1-Bromoacetyl-3-methylcyclohexane (a mixture of cis and trans)

The title compound was prepared according to the procedure described in H. McKennis, Jr., L. B. Turnbull, E. R. Bowman, and E. Tamaki, *J. Org. Chem.*, **1963**, 28, 383-387 from 1-acetyl-3-methylcyclohexane (N. Dufort et al., *Can. J. Chem.*, **1968**, 46, 1073) <sup>1</sup>H NMR (CDCl<sub>3</sub>) δ: 3.98 (2H, s), 2.80-2.65 (1H, m), 1.95-1.20 (9H, m), 1.92 (3H, d, J=6.6 Hz)

Step 2. 3-Amino-6-chloro-1-ethoxycarbonyl-2-(3-methylcyclohexylcarbonyl)indole

The title compound was prepared according to the procedure described in step 2 of Example 1 from 4-chloro-2-(ethoxycarbonylamino)benzotrile (Example 1, step 1) and 1-bromoacetyl-3-methylcyclohexane (step 1).

<sup>1</sup>H NMR (CDCl<sub>3</sub>) δ: 8.14 (1H, d, J=1.8 Hz), 7.45 (1H, d, J=8.4 Hz), 7.26 (1H, dd, J=1.8, 8.4 Hz), 5.66 (2H, br s), 4.43 (2H, q, J=7.0 Hz), 2.90-2.75 (1H, m), 1.89-0.90 (9H, m), 1.42 (3 H, t, J=7.0 Hz), 0.88 (3H, d, J=6.6 Hz)

Step 3. 3-Amino-6-chloro-2-(3-methylcyclohexylcarbonyl)indole

The title compound was prepared according to the procedure described in step 3 of Example 1 from 3-amino-6-chloro-1-ethoxycarbonyl-2-(3-

methylcyclohexylcarbonyl)indole (step 2). m.p.: 140-142 °C (hexane/ethyl acetate)  
<sup>1</sup>H-NMR (CDCl<sub>3</sub>) δ: 7.57 (1H, br s), 7.48 (1H, d, J=8.4 Hz), 7.26 (1H, d, J=1.5 Hz),  
7.02 (1H, dd, J=1.5, 8.4 Hz), 5.46 (2H, br s), 2.84-2.75 (1H, m), 1.93-1.03 (9H, m),  
0.95 (3H, d, J=6.6 Hz)

5 **Ex. 145: 3-Acetylamino-6-chloro-2-(3-methylcyclohexylcarbonyl)indole**

The title compound was prepared according to the procedure described in  
Example 19 employing 3-amino-6-chloro-2-(3-methylcyclohexylcarbonyl)indole  
(Example 144) and acetyl chloride. m.p.: 202-203 °C (ethyl acetate/hexane)

<sup>1</sup>H-NMR (CDCl<sub>3</sub>) δ: 9.98 (1H, br s), 8.27 (1H, br s), 8.25 (1H, d, J=9.2 Hz), 7.31 (1H,  
10 s), 7.08 (1H, d, J=7.7 Hz), 2.94 (1H, br t, J=8.2 Hz), 2.29 (3H, s), 1.94-1.00 (9H, m),  
0.96 (3H, d, J=6.2 Hz)

**Ex. 146: 3-(N-Acetyl-n-methylamino)-2-benzoyl-6-chloroindole**

To a solution of 3-acetylamino-2-benzoyl-6-chloro-1-(ethoxycarbonyl)indole  
(Example 2, step 1, 900 mg, 2.34 mmol) in dimethylformamide (10 ml) was added  
15 sodium hydride (60% w/w dispersion in mineral oil, 94 mg, 2.34 mmol). The mixture  
was stirred for 0.5 h and then iodomethane (0.22 ml, 3.51 mmol) was added dropwise,  
and stirring continued for 19 h. The reaction mixture was poured into water (50 ml)  
and extracted with diethyl ether (100 ml x 2). The extracts were washed  
consecutively with water (50 ml) and brine (50 ml), dried (MgSO<sub>4</sub>) and solvent  
20 removed by evaporation. The residual oil was dissolved in ethanol/water (1:1, 20 ml)  
and KOH (85% pellets, 264 mg, 4.0 mmol) added. After stirring for 3 h, the mixture  
was concentrated and the residue partitioned between water (100 ml) and diethyl ether  
(100 ml). The organic layer was separated and washed consecutively with water (100  
ml) and brine (100 m), dried (MgSO<sub>4</sub>) and solvent removed by evaporation. The  
25 residual solids were recrystallized from dichloromethane/hexane to afford 165 mg  
(63 %) of the title compound as a yellow powder. m.p.: 232-235 °C

<sup>1</sup>H-NMR (CDCl<sub>3</sub>) δ: 9.18 (1H, br s), 7.74-7.35 (7H, m), 7.22 (1H, dd, J=1.5, 8.4 Hz),  
2.97 (3H, s), 1.86 (3H, s) IR (KBr) ν: 1620, 1320, 1240 cm<sup>-1</sup>

**Ex. 147: 3-(N-Acetyl-n-methylamino)-6-chloro-2-(3-methylbenzoyl)indole**

30 The title compound was prepared from 3-acetylamino-6-chloro-1-  
ethoxycarbonyl-2-(3-methylbenzoyl)indole (Example 22, step 1) according to the

procedure described in Example 146. m.p.: 166-171 °C (ethanol/diethyl ether)

<sup>1</sup>H-NMR (CDCl<sub>3</sub>) δ: 9.48 (1H, br s), 7.65-7.35 (6H, m), 7.21 (1H, dd, J=8.8, 1.8 Hz), 2.96 (3H, s), 2.42 (3H, s), 1.88 (3H, s)

**Ex. 148: 3-(N-Acetyl-n-methylamino)-6-chloro-2-(3-chlorobenzoyl)indole**

5 The title compound was prepared from 3-acetylamino-6-chloro-2-(3-chlorobenzoyl)-1-(ethoxycarbonyl)indole (Example 31, step 1) according to the procedure described in Example 146. m.p.: 202-203 °C (ethyl acetate)

<sup>1</sup>H-NMR (CDCl<sub>3</sub>) δ: 9.16 (1 H, br s), 7.79-7.39 (6 H, m), 7.23 (1 H, dd, J=1.8, 8.4 Hz), 3.02 (3 H, s), 1.86 (3 H, s)

10 **Ex. 149: 3-(N-Acetyl-n-methylamino)-6-chloro-2-(cyclohexylcarbonyl) indole**

**Step 1. 3-Acetylamino-6-chloro-2-(cyclohexanecarbonyl)-1-(ethoxycarbonyl)indole**

The title compound was prepared according to the procedure described in step 1 of Example 2 (Method A) from 3-acetylamino-6-chloro-2-cyclohexylcarbonyl-1-(ethoxycarbonyl)indole (Example 93, step1).

15 <sup>1</sup>H-NMR (CDCl<sub>3</sub>) δ: 8.80 (1H, br s), 8.12 (1H, d, J=1.5 Hz), 7.87 (1H, d, J=8.8 Hz), 7.27 (1H, dd, J=1.5, 8.8 Hz), 4.50 (2H, q, J=7.0 Hz), 2.77 (1H, tt, J=2.6, (.4 Hz), 2.22 (3H, s), 1.80-1.23 (10H, m), 1.47 (3H, t, J=7.0 Hz)

**Step 2. 3-(N-acetyl-N-methylamino)-6-chloro-2-(cyclohexanecarbonyl)indole**

20 The title compound was prepared from 3-acetylamino-6-chloro-2-cyclohexylcarbonyl-1-(ethoxycarbonyl)indole (step 1) according to the procedure described in Example 146. m.p.: 162-163 °C (ethyl acetate/hexane)

<sup>1</sup>H-NMR (CDCl<sub>3</sub>) δ: 9.07 (1H, br s), 7.46-7.43 (2H, m), 7.20 (1H, dd, J=1.8, 8.8 Hz), 3.37 (3H, s), 3.07-2.96 (1H, m), 1.88 (3H, s), 1.88-1.25 (10H, m)

**Ex. 150: 3-(N-Acetyl-n-carboxymethylamino)-2-benzoyl-6-chloroindole**

25 **Step 1: 3-(N-Acetyl-N-methoxycarbonylmethylamino)-2-benzoyl-6-chloro-1-(ethoxycarbonyl)indole**

The title compound was prepared according to the procedure described in Example 146 from 3-acetylamino-2-benzoyl-6-chloro-1-(ethoxycarbonyl)indole (Example 2, step 2) and methyl bromoacetate.

<sup>1</sup>H-NMR (CDCl<sub>3</sub>) δ: 8.30 (1H, d, J=1.8 Hz), 7.89 (1H, d, J=8.4 Hz), 7.77-7.55 (2H, m), 7.52-7.36 (4H, m), 4.64 (1H, d, J=17.7 Hz), 4.18 (2H, d, J=7.0 Hz), 3.98 (1H, J=17.7 Hz), 3.59 (3H, s), 1.97 (3H, s), 1.02 (3H, t, J=7.0 Hz)

Step 2: 3-(N-Acetyl-N-carboxymethylamino)-2-benzoyl-6-chloroindole

5           The title compound was prepared according to the procedure described in step 2 of Example 2 (Method A) from 3-(N-acetyl-N-methoxycarbonylmethylamino)-2-benzoyl-6-chloro-1-(ethoxycarbonyl)indole (step 1).    m.p.: 148-154 °C (dichloromethane)   <sup>1</sup>H-NMR (DMSO-d<sub>6</sub>) δ: 12.53 (1H, br s), 12.17 (1H, br s), 7.85 (1H, d, J=8.8 Hz), 7.78-7.62 (3H, m), 7.62-7.51 (3H, m), 7.22 (1H, dd, J=1.8, 8.8 Hz),  
10   3.96 (1H, d, J=17.2 Hz), 3.66 (1H, d, J=17.2 Hz), 1.80 (s, 3H)

Ex. 151: 2-Benzoyl-6-chloro-3-(n,n-dimethylamino)indole

Step 1. 2-Benzoyl-6-chloro-1-ethoxycarbonyl-3-(N,N-dimethylamino)indole

To a solution of 3-amino-2-benzoyl-6-chloro-1-(ethoxycarbonyl)indole (Example 1, step 2, 1.0 g, 2.9 mmol) in acetonitrile (20 ml) was added formaldehyde  
15 (37% wt. % solution in water, 1.2g, 14.5 mmol) and sodium borohydride (380 mg, 5.8 mmol) and the mixture made acidic (pH 6) with glacial acetic acid. After stirring for 19 h, the reaction mixture was concentrated and the residue partitioned between 4N aqueous NaOH (20 ml) and diethyl ether (100 ml). The organic extract was separated and washed consecutively with water (100 ml) and brine (100 ml), and dried (MgSO<sub>4</sub>).  
20 After removal of solvent the residue was purified by flash column chromatography eluting with ethyl acetate/hexane (1:10) to give 590 mg of title compound as a yellow oil.   tlc: R<sub>f</sub>=0.6 (33% ethyl acetate in hexanes)

Step 2. 2-Benzoyl-6-chloro-3-(N,N-dimethylamino)indole

The title compound was prepared according to the procedure described in step 2  
25 of Example 2 from 2-benzoyl-6-chloro-1-ethoxycarbonyl-3-(N,N-dimethylamino)indole (step 1).    m.p.: 178-180 °C (diethyl ether/hexane)

<sup>1</sup>H-NMR (CDCl<sub>3</sub>) δ: 8.36 (1H, br s), 7.88-7.75 (3H, m), 7.60-7.42 (3H, m), 7.29 (1H, d, J=1.8 Hz), 7.00 (1H, dd, J=1.8, 8.8 Hz), 2.81 (6H, s)

IR (KBr) ν: 1600, 1560, 1320, 980 cm<sup>-1</sup>

30 Ex. 152: 3-Acetylamino-2-benzoyl-6-nitroindole

Step 1. 2-(Ethoxycarbonylamino)-4-nitrobenzotrile

The title compound was prepared according to the procedure described in step 1 of Example 1 (Method B) from 2-amino-4-nitrobenzotrile.

tlc: Rf = 0.45 (33% ethyl acetate in hexanes)

Step 2. 3-Amino-2-benzoyl-1-(ethoxycarbonyl)-6-nitroindole

- 5 The title compound was prepared according to the procedure described in step 2 of Example 1 from 2-(ethoxycarbonylamino)-4-nitrobenzotrile (step 1) and 2-bromoacetophenone. <sup>1</sup>H-NMR (CDCl<sub>3</sub>) δ: 9.13 (1H, d, J=1.8 Hz), 8.20 (1H, dd, J=1.8, 8.6 Hz), 7.74 (1H, d, J=8.6 Hz), 7.77-7.43 (5H, m), 5.67 (2H, br. s), 3.83 (2H, q, J=7.3 Hz), 0.89 (3H, t, J=7.3 Hz)

10 Step 3. 3-Acetylamino-2-benzoyl-1-(ethoxycarbonyl)-6-nitroindole

The title compound was prepared according to the procedure described in step 1 of Example 2 (Method A) from 3-amino-2-benzoyl-1-(ethoxycarbonyl)-6-nitroindole (step 2). tlc: Rf = 0.2 (50% ethyl acetate in hexanes)

Step 4. 3-Acetylamino-2-benzoyl-6-nitroindole

- 15 The title compound was prepared according to the procedure described in step 2 of Example 2 (Method A) from 3-acetylamino-2-benzoyl-1-(ethoxycarbonyl)-6-nitroindole (step 3). m.p.: 234-236 °C

<sup>1</sup>H-NMR (DMSO-d<sub>6</sub>) δ: 12.3 (1H, br s), 9.87 (1H, s), 8.34 (1H, d, J=2.2 Hz), 7.95 (1H, dd, J=2.2, 8.8 Hz), 7.81 (1H, d, J=8.8 Hz), 7.78-7.51 (5H, m), 1.69 (3H, s)

- 20 IR (KBr) ν: 1675, 1605, 1540, 1355, 1250, 1020, 970, 850, 840 cm<sup>-1</sup>

Ex. 153: 3-Acetylamino-6-amino-2-benzoylindole

- 3-Acetylamino-2-benzoyl-6-nitroindole (Example 152, 180 mg. 0.56 mmol) was hydrogenolyzed in the presence of palladium on activated carbon (5%, 18 mg) in ethanol (30 ml) at atmospheric pressure for 4 h. Catalyst was removed by filtration and the filtrate was concentrated. The residue was purified by flash column chromatography eluting with 0 to 50% ethyl acetate in hexanes and the product recrystallized from a mixture of methanol/ethyl acetate/hexane to give 85 mg of the title compound. m.p.: 219-221 °C <sup>1</sup>H-NMR (DMSO-d<sub>6</sub>) δ: 10.9 (1H, br s), 9.54 (1H, s), 7.44-7.66 (5H, m), 7.38(1H, d, J=9.2 Hz), 6.47-6.45 (2H, m), 5.35 (2H, s), 1.69 (3H, s)
- 25
- 30

Ex. 154: 3-Acetylamino-2-benzoyl-5-methoxyindole

Step 1. 5-Methoxy-3-nitroindole-2-carboxylic acid

The title compound was prepared according to the procedure described in step 1 of Example 125 employing 5-methoxyindole-2-carboxylic acid.

Step 2. 5-Methoxy-2-(N-methoxy-N-methylamino)carbonyl-3-nitroindole

5 The title compound was prepared according to the procedure described in step 2 of Example 125 employing 5-methoxy-3-nitroindole-2-carboxylic acid (step 1).

$^1\text{H}$  NMR ( $\text{CDCl}_3$ )  $\delta$ : 9.64 (1H, br s), 7.62 (1H, d,  $J=8.8$  Hz), 7.49 (1H, d,  $J=2.2$  Hz), 7.14 (1H, dd,  $J=2.2, 8.8$  Hz), 4.02 (3H, s), 3.87 (3H, s), 3.45 (3H, s)

Step 3. 3-Amino-5-methoxy-2-[(N-methoxy-N-methylamino)carbonyl]indole

10 A mixture of 5-methoxy-2-(N-methoxy-N-methylamino)carbonyl-3-nitroindole (step 2, 110 mg, 0.39 mmol), ammonium chloride (11 mg, 0.20 mmol) and iron powder (115 mg, 1.97 mmol) in 70% aqueous ethanol (10 ml) was heated at reflux for 2 h, and then cooled and filtered through a pad of Celite. The pad was washed copiously with a mixture of ethanol/ethyl acetate (1:1 v/v) and the combined washing  
15 evaporated. The residue was diluted with ethyl acetate (50 ml), washed with saturated aqueous sodium bicarbonate (30 ml) and dried ( $\text{Na}_2\text{SO}_4$ ). Removal of solvent gave product as an oil. tlc:  $R_f = 0.5$  (50% ethyl acetate in hexanes)

Step 4. 3-Acetylamino-5-methoxy-2-(N-methoxy-N-methylamino)carbonyl indole

The title compound was prepared according to the procedure described in  
20 Example 19 employing 3-amino-5-methoxy-2-(N-methoxy-N-methylamino)carbonyl-indole (step 3) and acetyl chloride. MS  $m/z$ : 291 [ $\text{M}^+$ ]

Step 5. 3-Acetylamino-2-benzoyl-5-methoxyindole

The title compound was prepared in an analogous manner to the procedure described in step 3 of Example 125 employing 3-acetylamino-5-methoxy-2-(N-  
25 methoxy-N-methylamino)carbonyl indole (step 4) and phenylmagnesium bromide.

m.p: 258-260 °C  $^1\text{H}$  NMR ( $\text{CDCl}_3$ )  $\delta$ : 9.12 (1H, br. s), 7.99 (1H, d,  $J=8.4$ Hz), 7.98 (1H, s), 7.50-7.61 (4H, m), 7.11-7.36 (3H, m), 3.91 (3H, s), 1.57 (3H, s)

Ex. 155: 3-Acetylamino-2-benzoyl-6-methoxyindoleStep 1. Methyl 6-methoxy-3-nitroindole-2-carboxylate

30 The title compound was prepared according to the procedure described in step 1 of Example 125 employing methyl 6-methoxyindole-2-carboxylate.

<sup>1</sup>H NMR (DMSO-d<sub>6</sub>) δ: 7.89 (1H, d, J=9.2 Hz), 7.06 (1H, dd, J=2.2, 9.2 Hz), 7.01 (1H, d, J=2.2 Hz), 3.96 (3H, s), 3.83 (3H, s) The signal due to NH of indole was not observed.

Step 2. 6-Methoxy-3-nitroindole-2-carboxylic acid

5 To a solution of methyl 6-methoxy-3-nitroindole-2-carboxylate (step 1) in ethanol (10ml) and water(5ml) was added K<sub>2</sub>CO<sub>3</sub> and the mixture was stirred for 4 hr at 40 °C. The mixture was acidified with 2N HCl and extracted with ethyl acetate (20 ml x 2). The organic layer was washed with brine (10 ml) and dried (MgSO<sub>4</sub>). Removal of solvent gave product as an oil. tlc: R<sub>f</sub> = 0.1 (50% ethyl acetate in  
10 hexanes)

Step 3. 3-Acetylamino-2-benzoyl-6-methoxyindole

The title compound was prepared according to the procedure described in Example 154 employing 6-methoxy-3-nitroindole-2-carboxylic acid (step 2). m.p: 144-146 °C <sup>1</sup>H NMR (CDCl<sub>3</sub>) δ: 10.16 (1H, br.s), 8.32 (1H, br.s), 8.20 (1H, d, J=9.2  
15 Hz), 7.33-7.79 (5H, m), 6.76 (1H, dd, J=2.2, 9.2 Hz), 6.63 (1H, d, J=2.2 Hz), 3.80 (3H, s), 1.58 (3H, s)

Ex. 156: 3-Acetylamino-2-benzoyl-5-fluoroindole

The title compound was prepared according to the procedures described in Example 154 employing 5-fluoroindole-2-carboxylic acid. m.p.: 80-82 °C  
20 <sup>1</sup>H NMR (CDCl<sub>3</sub>) δ: 9.68 (1H, br s), 8.30 (1H, br s), 7.93 (1H, d, J=9.9 Hz), 7.79-7.83 (2H, m), 7.53-7.65 (3H, m), 7.10-7.25 (2H, m), 2.24 (3H, s)

Ex. 157-Ex. 353:

The compounds disclosed hereinafter were prepared from 3-amino-2-benzoyl-6-chloroindole (Example 1) and the requisite commercially available acid chloride or  
25 acid anhydride according to the procedure described in Method B of Example 2.

Ex. 157: 2-Benzoyl-6-chloro-3-(tert-butylacetylamino)indole, MS m/z: 367 [(M-H)<sup>-</sup>]

Ex. 158: 2-Benzoyl-3-(2-bromobenzamido)-6-chloroindole, MS m/z: 453 [(M-H)<sup>-</sup>]

Ex. 159: 2-Benzoyl-3-(3-bromobenzamido)-6-chloroindole, MS m/z: 453 [(M-H)<sup>-</sup>]

Ex. 160: 2-Benzoyl-3-(bromoacetylamino)-6-chloroindole, MS m/z: 389 [(M-H)<sup>-</sup>]

- Ex. 161:** 2-Benzoyl-3-(4-bromobenzamido)-6-chloroindole, MS m/z: 453 [(M-H)<sup>-</sup>]
- Ex. 162:** 2-Benzoyl-6-chloro-3-(heptadecanoylamino)indole, MS m/z: 521 [(M-H)<sup>-</sup>]
- Ex. 163:** 2-Benzoyl-6-chloro-3-(lauroylamino)indole,  
HPLC [Column: SHISEIDO CAPCELLPAK C18 UG120, 150 x 2.0mm; Eluent:  
5 MeCN:50mM KH<sub>2</sub>PO<sub>4</sub> (pH 3 with 2M HCl) = 10/90 - 60/40]: Rt = 11.58min
- Ex. 164:** 2-Benzoyl-6-chloro-3-(3,4-dichlorobenzamido)indole, MS m/z: 443 [(M-H)<sup>-</sup>]
- Ex. 165:** 2-Benzoyl-6-chloro-3-(3,5-dichlorobenzamido)indole, MS m/z: 441 [(M-H)<sup>-</sup>]
- Ex. 166:** 2-Benzoyl-6-chloro-3-(decanoylamino)indole, MS m/z: 423 [(M-H)<sup>-</sup>]
- Ex. 167:** 2-Benzoyl-6-chloro-3-(2-furoylamino)indole, MS m/z: 363 [(M-H)<sup>-</sup>]
- 10 **Ex. 168:** 2-Benzoyl-6-chloro-3-(4-fluorobenzamido)indole, MS m/z: 391 [(M-H)<sup>-</sup>]
- Ex. 169:** 2-Benzoyl-6-chloro-3-(2-iodobenzamido)indole, MS m/z: 499 [(M-H)<sup>-</sup>]
- Ex. 170:**  
2-Benzoyl-6-chloro-3-(heptafluorobutyrylamino)indole, MS m/z: 465 [(M-H)<sup>-</sup>]
- Ex. 171:**  
15 2-Benzoyl-6-chloro-3-(4-trifluoromethylbenzamido)indole, MS m/z: 441 [(M-H)<sup>-</sup>]
- Ex. 172:** 2-Benzoyl-6-chloro-3-[n-(4-methylphenylsulfonyl)-l-phenylalanylaminol]indole, MS m/z: 521 [(M-H)<sup>-</sup>]
- Ex. 173:** 2-Benzoyl-6-chloro-3-(hexanoylamino)indole, MS m/z: 367 [(M-H)<sup>-</sup>]
- Ex. 174:** 2-Benzoyl-6-chloro-3-(octanoylamino)indole, MS m/z: 395 [(M-H)<sup>-</sup>]
- 20 **Ex. 175:** 2-Benzoyl-6-chloro-3-(2-ethylhexanoylamino)indole, MS m/z: 395 [(M-H)<sup>-</sup>]
- Ex. 176:** 2-Benzoyl-6-chloro-3-(3-fluorobenzamido)indole, MS m/z: 391 [(M-H)<sup>-</sup>]
- Ex. 177:** 2-Benzoyl-6-chloro-3-(heptanoylamino)indole, MS m/z: 381 [(M-H)<sup>-</sup>]
- Ex. 178:** 2-Benzoyl-6-chloro-3-(phenoxyacetylaminol]indole, MS m/z: 403 [(M-H)<sup>-</sup>]
- Ex. 179:** 2-Benzoyl-6-chloro-3-(2-propylvalerylaminol]indole, MS m/z: 395 [(M-H)<sup>-</sup>]

- Ex. 180:** 2-Benzoyl-6-chloro-3-(cinnamoylamino)indole, MS m/z: 399 [(M-H)<sup>-</sup>]
- Ex. 181:** 2-Benzoyl-6-chloro-3-(phenylacetylamino)indole, MS m/z: 387 [(M-H)<sup>-</sup>]
- Ex. 182:** 2-Benzoyl-6-chloro-3-(4-methoxybenzamido)indole, MS m/z: 403 [(M-H)<sup>-</sup>]
- Ex. 183:**
- 5    2-Benzoyl-6-chloro-3-(3-methylthiopropionylamino)indole, MS m/z: 371 [(M-H)<sup>-</sup>]
- Ex. 184:** 2-Benzoyl-6-chloro-3-(2-methoxybenzamido)indole, MS m/z: 403 [(M-H)<sup>-</sup>]
- Ex. 185:** 2-Benzoyl-6-chloro-3-(palmitoylamino)indole, MS m/z: 507 [(M-H)<sup>-</sup>]
- Ex. 186:**
- 2-Benzoyl-6-chloro-3-(2-phenoxypropionylamino)indole, MS m/z: 417 [(M-H)<sup>-</sup>]
- 10    **Ex. 187:** 2-Benzoyl-6-chloro-3-(3-methacryloylamino)indole, MS m/z: 337 [(M-H)<sup>-</sup>]
- Ex. 188:** 2-Benzoyl-6-chloro-3-(3,5-dinitrobenzamido)indole, MS m/z: 463 [(M-H)<sup>-</sup>]
- Ex. 189:**
- 2-Benzoyl-6-chloro-3-(2-chloro-2-phenylacetylamino)indole, MS m/z: 421 [(M-H)<sup>-</sup>]
- Ex. 190:** 2-Benzoyl-6-chloro-3-(4-tert-butylbenzamido)indole, MS m/z: 429 [(M-H)<sup>-</sup>]
- 15    **Ex. 191:** 2-Benzoyl-6-chloro-3-(5-chlorovalerylamino)indole, MS m/z: 387 [(M-H)<sup>-</sup>]
- Ex. 192:**
- 2-Benzoyl-3-(2-bromopropionylamino)-6-chloroindole, MS m/z: 402 [(M-H)<sup>-</sup>]
- Ex. 193:**
- 2-Benzoyl-6-chloro-3-(2-chloro-4-nitrobenzamido)indole, MS m/z: 452 [(M-H)<sup>-</sup>]
- 20    **Ex. 194:**
- 2-Benzoyl-6-chloro-3-(4-chloromethylbenzamido)indole, MS m/z: 421 [(M-H)<sup>-</sup>]
- Ex. 195:**
- 2-Benzoyl-6-chloro-3-(3-chloropropionylamino)indole, MS m/z: 359 [(M-H)<sup>-</sup>]
- Ex. 196:** 2-Benzoyl-6-chloro-3-(3-trans-crotonylamino)indole, MS m/z: 337 [(M-H)<sup>-</sup>]
- 25    **Ex. 197:**

2-Benzoyl-6-chloro-3-(2-chloropropionylamino)indole, MS m/z: 359 [(M-H)<sup>-</sup>]

**Ex. 198:** 2-Benzoyl-6-chloro-3-(4-chlorobutyrylamino)indole, MS m/z: 373 [(M-H)<sup>-</sup>]

**Ex. 199:** 2-Benzoyl-6-chloro-3-(3-chloro-2,2-dimethylpropionylamino)indole,  
MS m/z: 387 [(M-H)<sup>-</sup>]

5 **Ex. 200:** 2-Benzoyl-6-chloro-3-(10-undecenoylamino)indole, MS m/z: 435 [(M-H)<sup>-</sup>]

**Ex. 201:** 2-Benzoyl-6-chloro-3-(undecanoylamino)indole, MS m/z: 437 [(M-H)<sup>-</sup>]

**Ex. 202:** 2-Benzoyl-6-chloro-3-(4-cyanobenzamido)indole, MS m/z: 398 [(M-H)<sup>-</sup>]

**Ex. 203:**

2-Benzoyl-6-chloro-3-(4-chlorophenoxyacetylaminio)indole, MS m/z: 437 [(M-H)<sup>-</sup>]

10 **Ex. 204:** 2-Benzoyl-6-chloro-3-(4-chlorobenzamido)indole, MS m/z: 407 [(M-H)<sup>-</sup>]

**Ex. 205:** 2-Benzoyl-6-chloro-3-(nonanoylamino)indole, MS m/z: 409 [(M-H)<sup>-</sup>]

**Ex. 206:** 2-Benzoyl-6-chloro-3-(3-nitrobenzamido)indole, MS m/z: 418 [(M-H)<sup>-</sup>]

**Ex. 207:** 2-Benzoyl-6-chloro-3-(pentafluorobenzamido)indole, MS m/z: 463 [(M-H)<sup>-</sup>]

**Ex. 208:** 2-Benzoyl-6-chloro-3-(trichloroacetylaminio)indole, MS m/z: 423 [(M-H)<sup>-</sup>]

15 **Ex. 209:**

2-Benzoyl-6-chloro-3-(3-nitrophenoxyacetylaminio)indole, MS m/z: 448 [(M-H)<sup>-</sup>]

**Ex. 210:** 2-Benzoyl-6-chloro-3-(4-nitrobenzamido)indole, MS m/z: 418 [(M-H)<sup>-</sup>]

**Ex. 211:** 2-Benzoyl-6-chloro-3-(1-naphthoylamino)indole, MS m/z: 423 [(M-H)<sup>-</sup>]

**Ex. 212:** 2-Benzoyl-6-chloro-3-(2-naphthoylamino)indole, MS m/z: 423 [(M-H)<sup>-</sup>]

20 **Ex. 213:** 2-Benzoyl-6-chloro-3-[n-(1-naphthylsulfonyl)-l-phenylalanylaminio]indole,  
MS m/z: 606 [(M-H)<sup>-</sup>]

**Ex. 214:** 2-Benzoyl-6-chloro-3-[n-(4-nitrophenylsulfonyl)-l-phenylalanylaminio]indole,  
MS m/z: 601 [(M-H)<sup>-</sup>]

**Ex. 215:** 2-Benzoyl-6-chloro-3-(stearoylamino)indole, MS m/z: 535 [(M-H)<sup>-</sup>]

25 **Ex. 216:** Ethyl 3-[[[2-benzoyl-6-chloro]indol-3-yl]aminocarbonyl]butanoate, MS m/z:

411 [(M-H)<sup>-</sup>]

**Ex. 217:** 2-Benzoyl-6-chloro-3-(2-trifluoromethylbenzamido)indole,

HPLC [Column: SHISEIDO CAPCELLPAK C1 UG120, 150 x 2.0mm; Eluent:

MeCN:0.01M CH<sub>3</sub>CO<sub>2</sub>NH<sub>4</sub> = 50/50 - 90/10]: Rt = 5.52min

5 **Ex. 218:**

2-Benzoyl-6-chloro-3-(3-trifluoromethylbenzamido)indole, MS m/z: 441 [(M-H)<sup>-</sup>]

**Ex. 219:**

2-Benzoyl-6-chloro-3-(2,4,6-trichlorobenzamido)indole, MS m/z: 475 [(M-H)<sup>-</sup>]

**Ex. 220:** 2-Benzoyl-6-chloro-3-(3-methylbenzamido)indole, MS m/z: 387 [(M-H)<sup>-</sup>]

10 **Ex. 221:** 2-Benzoyl-6-chloro-3-(4-methylbenzamido)indole, MS m/z: 387 [(M-H)<sup>-</sup>]

**Ex. 222:** 2-Benzoyl-6-chloro-3-(2-methylbenzamido)indole,

HPLC [Column: SHISEIDO CAPCELLPAK C1 UG120, 150 x 2.0mm; Eluent:

MeCN:0.01M CH<sub>3</sub>CO<sub>2</sub>NH<sub>4</sub> = 50/50 - 90/10]: Rt = 5.31min

**Ex. 223:** 2-Benzoyl-6-chloro-3-(myristoylamino)indole, MS m/z: 479 [(M-H)<sup>-</sup>]

15 **Ex. 224:**

2-Benzoyl-6-chloro-3-(3,5,5-trimethylhexanoylamino)indole, MS m/z: 409 [(M-H)<sup>-</sup>]

**Ex. 225:** 2-Benzoyl-6-chloro-3-(4-phenylbenzamido)indole, MS m/z: 449 [(M-H)<sup>-</sup>]

**Ex. 226:**

2-Benzoyl-6-chloro-3-(3,3-dimethylacryloylamino)indole, MS m/z: 351 [(M-H)<sup>-</sup>]

20 **Ex. 227:** 2-Benzoyl-6-chloro-3-(3-fluoro-5-trifluoromethylbenzamido)indole,

MS m/z: 459 [(M-H)<sup>-</sup>]

**Ex. 228:** 2-Benzoyl-6-chloro-3-(2-fluoro-3-trifluoromethylbenzamido)indole,

MS m/z: 459 [(M-H)<sup>-</sup>]

**Ex. 229:** 2-Benzoyl-6-chloro-3-[2,4-di(trifluoromethyl)benzamido]indole,

25 HPLC [Column: SHISEIDO CAPCELLPAK C1 UG120, 150 x 2.0mm; Eluent:

MeCN:0.01M CH<sub>3</sub>CO<sub>2</sub>NH<sub>4</sub> = 50/50 - 90/10]: Rt = 6.30min

**Ex. 230:** 2-Benzoyl-6-chloro-3-(4-fluoro-2-trifluoromethylbenzamido)indole,

MS m/z: 459 [(M-H)<sup>-</sup>]

**Ex. 231:**

2-Benzoyl-6-chloro-3-(3,4,5-trifluorobenzamido)indole, MS m/z: 428 [(M-H)<sup>-</sup>]

5 **Ex. 232:** 2-Benzoyl-6-chloro-3-(octafluorovalerylamino)indole, MS m/z: 497 [(M-H)<sup>-</sup>]

**Ex. 233:** 2-Benzoyl-6-chloro-3-[(2-chlorophenyl)acetylamino]indole,

HPLC [Column: SHISEIDO CAPCELLPAK C1 UG120, 150 x 2.0mm; Eluent:

MeCN:0.01M CH<sub>3</sub>CO<sub>2</sub>NH<sub>4</sub> = 50/50 - 90/10]: Rt = 6.03min

**Ex. 234:** 2-Benzoyl-6-chloro-3-(4-fluoro-3-trifluoromethylbenzamido)indole,

10 MS m/z: 459 [(M-H)<sup>-</sup>]

**Ex. 235:**

2-Benzoyl-6-chloro-3-(3,5-dimethoxybenzamido)indole, MS m/z: 433 [(M-H)<sup>-</sup>]

**Ex. 236:** 2-Benzoyl-6-chloro-3-(2,4-difluorobenzamido)indole,

HPLC [Column: SHISEIDO CAPCELLPAK C1 UG120, 150 x 2.0mm; Eluent:

15 MeCN:0.01M CH<sub>3</sub>CO<sub>2</sub>NH<sub>4</sub> = 50/50 - 90/10]: Rt = 5.55min

**Ex. 237:** 2-Benzoyl-6-chloro-3-(2-methylbutyrylamino)indole, MS m/z: 353 [(M-H)<sup>-</sup>]

**Ex. 238:** 2-Benzoyl-6-chloro-3-(linolenoylamino)indole, MS m/z: 529 [(M-H)<sup>-</sup>]

**Ex. 239:** 2-Benzoyl-6-chloro-3-(4-decylbenzoylamino)indole, MS m/z: 513 [(M-H)<sup>-</sup>]

**Ex. 240:** 2-Benzoyl-6-chloro-3-(neodecanoylamino)indole, MS m/z: 423 [(M-H)<sup>-</sup>]

20 **Ex. 241:** 2-Benzoyl-6-chloro-3-(4-methylvalerylamino)indole, MS m/z: 367 [(M-H)<sup>-</sup>]

**Ex. 242:**

2-Benzoyl-6-chloro-3-(4-methyl-4-nitrohexanoylamino)indole, MS m/z: 426 [(M-H)<sup>-</sup>]

**Ex. 243:** 2-Benzoyl-6-chloro-3-(trichloroacryloylamido)indole,

HPLC [Column: SHISEIDO CAPCELLPAK C1 UG120, 150 x 2.0mm; Eluent:

25 MeCN:0.01M CH<sub>3</sub>CO<sub>2</sub>NH<sub>4</sub> = 50/50 - 90/10]: Rt = 5.74min

**Ex. 244:**

2-Benzoyl-6-chloro-3-(2,4,6-trifluorobenzamido)indole, MS m/z: 427 [(M-H)<sup>-</sup>]

**Ex. 245:** 2-Benzoyl-6-chloro-3-[3-(2-chloro-6-fluorophenyl)-5-methylisoxazole-4-carboxamido]indole, MS m/z: 506 [(M-H)<sup>-</sup>]

**Ex. 246:** 2-Benzoyl-6-chloro-3-(2-fluoro-5-trifluoromethylbenzamido)indole,

5 MS m/z: 459 [(M-H)<sup>-</sup>]

**Ex. 247:** 2-Benzoyl-6-chloro-3-(5-nitro-2-furoylamino)indole, MS m/z: 408 [(M-H)<sup>-</sup>]

**Ex. 248:**

2-Benzoyl-6-chloro-3-(2-phenoxybutyrylamino)indole, MS m/z: 431 [(M-H)<sup>-</sup>]

**Ex. 249:** 2-Benzoyl-6-chloro-3-(6-chlorohexanoylamino)indole, MS m/z: 401 [(M-H)<sup>-</sup>]

10 **Ex. 250:**

2-Benzoyl-6-chloro-3-(2-ethoxy-2-naphthoylamino)indole, MS m/z: 467 [(M-H)<sup>-</sup>]

**Ex. 251:**

2-Benzoyl-6-chloro-3-(2-chloronicotinoylamino)indole, MS m/z: 408 [(M-H)<sup>-</sup>]

**Ex. 252:**

15 2-Benzoyl-6-chloro-3-[3-(2,6-dichlorophenyl)-5-methylisoxazole-4-carboxamido]indole, MS m/z: 522 [(M-H)<sup>-</sup>]

**Ex. 253:** 2-Benzoyl-6-chloro-3-(2-fluoro-4-trifluoromethylbenzamido)indole,  
MS m/z: 459 [(M-H)<sup>-</sup>]

**Ex. 254:**

20 2-Benzoyl-6-chloro-3-(3-trifluoromethoxybenzamido)indole, MS m/z: 459 [(M-H)<sup>-</sup>]

**Ex. 255:** 2-Benzoyl-6-chloro-3-(2-methylvalerylamino)indole, MS m/z: 367 [(M-H)<sup>-</sup>]

**Ex. 256:** Methyl 4-[[2-benzoyl-6-chloro]indol-3-yl]-aminocarbonyl]pentanoate,  
MS m/z: 411 [(M-H)<sup>-</sup>]

**Ex. 257:** 2-Benzoyl-6-chloro-3-(2-phenylbutyrylamino)indole, MS m/z: 415 [(M-H)<sup>-</sup>]

25 **Ex. 258:**

2-Benzoyl-6-chloro-3-[3-(2-chlorophenyl)-5-methylisoxazole-4-carboxamido]indole,

**Ex. 259:**

2-Benzoyl-6-chloro-3-[(4-chlorophenyl)acetylamino]indole, MS m/z: 421 [(M-H)<sup>-</sup>]

**Ex. 260:**

2-Benzoyl-6-chloro-3-[(4-methylphenyl)acetylamino]indole, MS m/z: 401 [(M-H)<sup>-</sup>]

5 **Ex. 261:**

2-Benzoyl-6-chloro-3-(1-methylcyclohexylcarboxamido)indole, MS m/z: 393 [(M-H)<sup>-</sup>]

**Ex. 262:** 2-Benzoyl-3-(4-bromobutyrylamino)-6-chloroindole, MS m/z: 417 [(M-H)<sup>-</sup>]

**Ex. 263:** Methyl 2-[[[(2-benzoyl-6-chloro)indol-3-yl]aminocarbonyl]butanoate,

MS m/z: 383 [(M-H)<sup>-</sup>]

10 **Ex. 264:**

2-Benzoyl-6-chloro-3-(3,4,5-trimethoxybenzamido)indole, MS m/z: 463 [(M-H)<sup>-</sup>]

**Ex. 265:** Methyl 4-[[[(2-benzoyl-6-chloro)indol-3-yl]aminocarbonyl]pentanoate,

MS m/z: 397 [(M-H)<sup>-</sup>]

**Ex. 266:**

15 2-Benzoyl-6-chloro-3-(2,3,4-trifluorobenzamido)indole, MS m/z: 427 [(M-H)<sup>-</sup>]

**Ex. 267:**

2-Benzoyl-6-chloro-3-(4-chloro-3-nitrobenzamido)indole, MS m/z: 452 [(M-H)<sup>-</sup>]

**Ex. 268:** 2-Benzoyl-6-chloro-3-(4-propylbenzamido)indole, MS m/z: 415 [(M-H)<sup>-</sup>]

**Ex. 269:**

20 3-(2-Acetoxy-2-phenylacetylamino)-2-benzoyl-6-chloroindole, MS m/z: 445 [(M-H)<sup>-</sup>]

**Ex. 270:**

2-Benzoyl-6-chloro-3-(2,3-dichloropropionylamino)indole, MS m/z: 393 [(M-H)<sup>-</sup>]

**Ex. 271:** 2-Benzoyl-6-chloro-3-(5-bromovalerylamino)indole, MS m/z: 431 [(M-H)<sup>-</sup>]

**Ex. 272:**

25 2-Benzoyl-6-chloro-3-[(4-methoxyphenyl)acetylamino]indole, MS m/z: 417 [(M-H)<sup>-</sup>]

**Ex. 273:** 2-Benzoyl-3-(benzyloxyacetylamino)-6-chloroindole, MS m/z: 417 [(M-H)<sup>-</sup>]

**Ex. 274:**

2-Benzoyl-6-chloro-3-(2-thiopheneacetyl-amino)indole, MS m/z: 393 [(M-H)<sup>-</sup>]

**Ex. 275:** 2-Benzoyl-6-chloro-3-(2,3-difluorobenzamido)indole, MS m/z: 409 [(M-H)<sup>-</sup>]

**Ex. 276:** 2-Benzoyl-6-chloro-3-(2,5-difluorobenzamido)indole, MS m/z: 409 [(M-H)<sup>-</sup>]

5 **Ex. 277:**

2-Benzoyl-3-(6-bromohexanoylamino)-6-chloroindole, MS m/z: 445 [(M-H)<sup>-</sup>]

**Ex. 278:** 2-Benzoyl-6-chloro-3-(3,4-dimethoxybenzamido)indole,

HPLC [Column: SHISEIDO CAPCELLPAK C1 UG120, 150 x 2.0mm; Eluent:

MeCN:0.01M CH<sub>3</sub>CO<sub>2</sub>NH<sub>4</sub> = 50/50 - 90/10]; Rt = 4.60min

10 **Ex. 279:** 2-Benzoyl-6-chloro-3-(cyclobutylcarboxamido)indole, MS m/z: 351 [(M-H)<sup>-</sup>]

**Ex. 280:** 2-Benzoyl-6-chloro-3-(3-methoxybenzamido)indole, MS m/z: 403 [(M-H)<sup>-</sup>]

**Ex. 281:** 2-Benzoyl-6-chloro-3-(2,6-difluorobenzamido)indole, MS m/z: 409 [(M-H)<sup>-</sup>]

**Ex. 282:**

2-Benzoyl-3-(3-bromopropionylamino)-6-chloroindole, MS m/z: 403 [(M-H)<sup>-</sup>]

15 **Ex. 283:**

2-Benzoyl-6-chloro-3-(2,3,6-trifluorobenzamido)indole, MS m/z: 427 [(M-H)<sup>-</sup>]

**Ex. 284:**

2-Benzoyl-6-chloro-3-[3-(dichloromethyl)benzamido]indole, MS m/z: 455 [(M-H)<sup>-</sup>]

**Ex. 285:**

20 2-Benzoyl-6-chloro-3-[3-(cyclopentyl)propionylamino]indole, MS m/z: 433 [(M-H)<sup>-</sup>]

**Ex. 286:** 2-Benzoyl-3-(4-butylbenzamido)-6-chloroindole, MS m/z: 439 [(M-H)<sup>-</sup>]

**Ex. 287:** 3-(2-Acetoxybenzamido)-2-benzoyl-6-chloroindole, MS m/z: 431 [(M-H)<sup>-</sup>]

**Ex. 288:**

2-Benzoyl-6-chloro-3-[3-(chloromethyl)benzamido]indole, MS m/z: 421 [(M-H)<sup>-</sup>]

25 **Ex. 289:** 2-Benzoyl-6-chloro-3-[2-nitrobenzamido]indole, MS m/z: 418 [(M-H)<sup>-</sup>]

- Ex. 290:** 2-Benzoyl-6-chloro-3-(3,5-difluorobenzamido)indole, MS m/z: 409 [(M-H)<sup>-</sup>]
- Ex. 291:** 2-Benzoyl-6-chloro-3-[(3,5-dimethoxyphenyl)acetylamino]indole,  
MS m/z: 447 [(M-H)<sup>-</sup>]
- Ex. 292:** 2-Benzoyl-6-chloro-3-(diphenylacetylamino)indole, MS m/z: 463 [(M-H)<sup>-</sup>]
- 5 **Ex. 293:** 2-Benzoyl-6-chloro-3-[3,5-di(trifluoromethyl)benzamido]indole,  
MS m/z: 509 [(M-H)<sup>-</sup>]
- Ex. 294:**  
2-Benzoyl-6-chloro-3-(2,4-dichloro-5-fluorobenzamido)indole, MS m/z: 459 [(M-H)<sup>-</sup>]
- Ex. 295:**  
10 2-Benzoyl-6-chloro-3-[(3-methoxyphenyl)acetylamino]indole, MS m/z: 417 [(M-H)<sup>-</sup>]
- Ex. 296:**  
2-Benzoyl-6-chloro-3-(perfluorooctanoylamino)indole, MS m/z: 665 [(M-H)<sup>-</sup>]
- Ex. 297:** 2-Benzoyl-6-chloro-3-(2-chloro-2,2-diphenylacetylamino)indole,  
HPLC [Column: SHISEIDO CAPCELLPAK C1 UG120, 150 x 2.0mm; Eluent:  
15 MeCN:0.01M CH<sub>3</sub>CO<sub>2</sub>NH<sub>4</sub> = 50/50 - 90/10]: Rt = 6.68min
- Ex. 298:** 2-Benzoyl-6-chloro-3-(4-hexylbenzamido)indole, MS m/z: 457 [(M-H)<sup>-</sup>]
- Ex. 299:** 2-Benzoyl-6-chloro-3-(4-heptyloxybenzamido)indole, MS m/z: 487 [(M-H)<sup>-</sup>]
- Ex. 300:** 2-Benzoyl-6-chloro-3-[2,5-di(trifluoromethyl)benzamido]indole,  
MS m/z: 509 [(M-H)<sup>-</sup>]
- 20 **Ex. 301:** Methyl 4-[[2-benzoyl-6-chloro)indol-3-yl]-aminocarbonyl]heptanoate,  
MS m/z: 439 [(M-H)<sup>-</sup>]
- Ex. 302:** 2-Benzoyl-6-chloro-3-(4-ethylbenzamido)indole. MS m/z: 401 [(M-H)<sup>-</sup>]
- Ex. 303:**  
2-Benzoyl-6-chloro-3-(2,3,4,5-tetrafluorobenzamido)indole, MS m/z: 445 [(M-H)<sup>-</sup>]
- 25 **Ex. 304:** Methyl 4-[[2-benzoyl-6-chloro)indol-3-yl]-aminocarbonyl]nanoate,  
MS m/z: 467 [(M-H)<sup>-</sup>]

**Ex. 305:**

2-Benzoyl-6-chloro-3-(cyclopentylcarboxamido)indole, MS m/z: 365 [(M-H)<sup>-</sup>]

**Ex. 306:** 2-Benzoyl-6-chloro-3-(3,4-difluorobenzamido)indole, MS m/z: 409 [(M-H)<sup>-</sup>]

**Ex. 307:**

5 2-Benzoyl-6-chloro-3-(4-trifluoromethoxybenzamido)indole, MS m/z: 457 [(M-H)<sup>-</sup>]

**Ex. 308:**

2-Benzoyl-6-chloro-3-(2,4,5-trifluorobenzamido)indole, MS m/z: 427 [(M-H)<sup>-</sup>]

**Ex. 309:** 2-Benzoyl-3-(4-butoxybenzamido)-6-chloroindole, MS m/z: 445 [(M-H)<sup>-</sup>]

**Ex. 310:** 2-Benzoyl-6-chloro-3-[(2,5-dimethoxyphenyl)acetylamino]indole,

10 MS m/z: 447 [(M-H)<sup>-</sup>]

**Ex. 311:** 3-[Acetoxyacetylamino]-2-benzoyl-6-chloroindole, MS m/z: 369 [(M-H)<sup>-</sup>]

**Ex. 312:** 2-Benzoyl-6-chloro-3-(4-pentylbenzamido)indole, MS m/z: 443 [(M-H)<sup>-</sup>]

**Ex. 313:** 2-Benzoyl-6-chloro-3-(4-iodobenzamido)indole, MS m/z: 499 [(M-H)<sup>-</sup>]

**Ex. 314:** 2-Benzoyl-6-chloro-3-(4-hexyloxybenzamido)indole, MS m/z: 473 [(M-H)<sup>-</sup>]

15 **Ex. 315:**

2-Benzoyl-6-chloro-3-(cyclohex-3-enylcarboxamido)indole, MS m/z: 377 [(M-H)<sup>-</sup>]

**Ex. 316:** (R)-2-Benzoyl-6-chloro-3-(alpha-methoxy-alpha-trifluoromethylphenylacetylamino)indole, MS m/z: 485 [(M-H)<sup>-</sup>]

20 **Ex. 317:** (S)-2-Benzoyl-6-chloro-3-(alpha-methoxy-alpha-trifluoromethylphenylacetylamino)indole, MS m/z: 485 [(M-H)<sup>-</sup>]

**Ex. 318:** 2-Benzoyl-6-chloro-3-(2-fluorobenzamido)indole, MS m/z: 391 [(M-H)<sup>-</sup>]

**Ex. 319:** 2-Benzoyl-6-chloro-3-[(r)-(-)-phenylglycinoyl]indole,

HPLC [Column: SHISEIDO CAPCELLPAK C1 UG120, 150 x 2.0mm; Eluent:

MeCN:0.01M CH<sub>3</sub>CO<sub>2</sub>NH<sub>4</sub> = 50/50 - 90/10]; Rt = 4.27min

25 **Ex. 320:** 2-Benzoyl-6-chloro-3-(4-ethoxybenzamido)indole, MS m/z: 417 [(M-H)<sup>-</sup>]

**Ex. 321:** 2-Benzoyl-6-chloro-3-(3-chlorobenzamido)indole, MS m/z: 407 [(M-H)<sup>-</sup>]

**Ex. 322:** (2-Benzoyl-6-chloroindol-3-ylamino)-n,n-diethylbenzenesulfonamide, MS m/z: 536 [(M-H)<sup>-</sup>]

**Ex. 323:**

5 2-Benzoyl-6-chloro-3-[(1-naphthyl)acetylamino]indole, MS m/z: 437 [(M-H)<sup>-</sup>]

**Ex. 324:** 2-Benzoyl-6-chloro-3-(2-fluoro-6-trifluorobenzamido)indole,  
HPLC [Column: SHISEIDO CAPCELLPAK C1 UG120, 150 x 2.0mm; Eluent:  
MeCN:0.01M CH<sub>3</sub>CO<sub>2</sub>NH<sub>4</sub> = 50/50 - 90/10]: Rt = 5.71min

**Ex. 325:** Methyl 2-[[2-benzoyl-6-chloro]indol-3-yl]-aminocarbonyl]acetate,  
10 MS m/z: 369 [(M-H)<sup>-</sup>]

**Ex. 326:**

2-Benzoyl-6-chloro-3-(2-trifluoromethoxybenzamido)indole, MS m/z: 457 [(M-H)<sup>-</sup>]

**Ex. 327:**

2-Benzoyl-6-chloro-3-[isoxazole-5-carboxamido]indole, MS m/z: 364 [(M-H)<sup>-</sup>]

15 **Ex. 328:**

2-Benzoyl-6-chloro-3-(2-chloro-6-fluorobenzamido)indole, MS m/z: 425 [(M-H)<sup>-</sup>]

**Ex. 329:** 2-Benzoyl-3-[5-tert-butyl-2-methylpyrazole-3-carboxamido]-6-chloroindole,  
MS m/z: 433 [(M-H)<sup>-</sup>]

**Ex. 330:** 2-Benzoyl-6-chloro-3-(2,3-dimethylbenzamido)indole, MS m/z: 401 [(M-H)<sup>-</sup>]

20 **Ex. 331:**

2-Benzoyl-6-chloro-3-(2-chloro-4-fluorobenzamido)indole, MS m/z: 425 [(M-H)<sup>-</sup>]

**Ex. 332:** 2-Benzoyl-3-[4-bromo-2-ethyl-5-methylpyrazole-3-carboxamido]-6-chloroindole, MS m/z: 483 [(M-H)<sup>-</sup>]

**Ex. 333:** 2-Benzoyl-6-chloro-3-[4-methyl-1,2,3-thiadiazole-5-carboxamido]indole, MS  
25 m/z: 395 [(M-H)<sup>-</sup>]

**Ex. 334:** 2-Benzoyl-6-chloro-3-[5-methyl-3-phenylisoxazole-4-carboxamido]indole,  
MS m/z: 454 [(M-H)<sup>-</sup>]

**Ex. 335:**

2-Benzoyl-6-chloro-3-(6-chloronicotinoylamino)indole, MS m/z: 408 [(M-H)<sup>-</sup>]

**Ex. 336:** 2-Benzoyl-3-[2-benzyl-5-tert-butylpyrazole-3-carboxamido]-6-chloroindole, MS m/z: 509 [(M-H)<sup>-</sup>]

5 **Ex. 337:** 2-Benzoyl-6-chloro-3-(2-chloro-3-methoxy-4-thiophenecarboxamido)indole, TLC [Merk Kieselgel 60, Art 1.05719; AcOEt-PhMe (1 : 8)] R<sub>f</sub> 0.55

**Ex. 338:** 2-benzoyl-6-chloro-3-(3-chloro-4-methanesulfonyl-2-thiophenecarboxamido)indole, HPLC [Column: SHISEIDO CAPCELLPAK C1 UG120, 150 x 2.0mm; Eluent: MeCN:0.01M CH<sub>3</sub>CO<sub>2</sub>NH<sub>4</sub> = 50/50 - 90/10]: R<sub>t</sub> =

10 4.67min

**Ex. 339:** 2-Benzoyl-6-chloro-3-[3-trifluoromethyl-2-(4-chlorophenyl)pyrazole-4-carboxamido]indole, HPLC [Column: SHISEIDO CAPCELLPAK C1 UG120, 150 x 2.0mm; Eluent: MeCN:0.01M CH<sub>3</sub>CO<sub>2</sub>NH<sub>4</sub> = 50/50 - 90/10]: R<sub>t</sub> = 6.28min

**Ex. 340:** 2-Benzoyl-6-chloro-3-[5-methylisoxazole-3-carboxamido]indole, MS m/z: 378 [(M-H)<sup>-</sup>]

15

**Ex. 341:** 2-Benzoyl-6-chloro-3-(3-chloro-2-thiophenecarboxamido)indole, MS m/z: 413 [(M-H)<sup>-</sup>]

**Ex. 342:** 2-Benzoyl-6-chloro-3-(2,2,3,3-tetrafluoropropionylamino)indole, MS m/z: 397 [(M-H)<sup>-</sup>]

20 **Ex. 343:** 2-Benzoyl-6-chloro-3-(3,4-dichloro-2,2,3,4,4-pentafluorobutyrylamino)indole, MS m/z: 497 [(M-H)<sup>-</sup>]

**Ex. 344:** 2-Benzoyl-6-chloro-3-(9h-hexadecafluorononanoylamino)indole, HPLC [Column: SHISEIDO CAPCELLPAK C1 UG120, 150 x 2.0mm; Eluent: MeCN:0.01M CH<sub>3</sub>CO<sub>2</sub>NH<sub>4</sub> = 50/50 - 90/10]: R<sub>t</sub> = 7.18min

25 **Ex. 345:** 2-Benzoyl-6-chloro-3-(3-chloro-2,2,3,3-tetrafluoropropionylamino)indole, MS m/z: 431 [(M-H)<sup>-</sup>]

**Ex. 346:** 2-Benzoyl-6-chloro-3-[2-(4-chlorophenyl)-3-propylpyrazole-4-carboxamido]indole, MS m/z: 515 [(M-H)<sup>-</sup>]

**Ex. 347:** 2-Benzoyl-6-chloro-3-(trans-3-trifluoromethylcinnamoylamino)indole, MS  
m/z: 467 [(M-H)<sup>-</sup>]

**Ex. 348:** 2-Benzoyl-6-chloro-3-(4-pentoxybenzamido)indole,

HPLC [Column: SHISEIDO CAPCELLPAK C1 UG120, 150 x 2.0mm; Eluent:  
5 MeCN:0.01M CH<sub>3</sub>CO<sub>2</sub>NH<sub>4</sub> = 50/50 - 90/10]: Rt = 5.75min

**Ex. 349:** 2-Benzoyl-6-chloro-3-(4-heptylbenzamido)indole, MS m/z: 471 [(M-H)<sup>-</sup>]

**Ex. 350:** 2-Benzoyl-6-chloro-3-(2,5-dichlorothiophene-3-carboxamido)indole,

HPLC [Column: SHISEIDO CAPCELLPAK C1 UG120, 150 x 2.0mm; Eluent:  
MeCN:0.01M CH<sub>3</sub>CO<sub>2</sub>NH<sub>4</sub> = 50/50 - 90/10]: Rt = 6.11min

10 **Ex. 351:** 2-Benzoyl-6-chloro-3-(3-cyanobenzamido)indole, MS m/z: 398 [(M-H)<sup>-</sup>]

**Ex. 352:** 2-Benzoyl-6-chloro-3-(iodoacetylamino)indole,

HPLC [Column: SHISEIDO CAPCELLPAK C1 UG120, 150 x 2.0mm; Eluent:  
MeCN:0.01M CH<sub>3</sub>CO<sub>2</sub>NH<sub>4</sub> = 50/50 - 90/10]: Rt = 4.39min

**Ex. 353:** 2-Benzoyl-6-chloro-3-[5,6-dichloronicotinoylamino]indole,

15 MS m/z: 442 [(M-H)<sup>-</sup>]

**Ex. 354:** 3-[[2-Benzoyl-6-chloro]indole-3-yl]aminocarbonylpropionic acid

A mixture of 2-benzoyl-6-chloro-3-[(3-ethoxycarbonyl)propionylamino]indole  
(Example 56) (500 mg, 1.25 mmol), 2N aqueous potassium hydroxide (5 ml) and  
ethanol (15 ml) was stirred at room temperature for 2 h. The mixture was  
20 concentrated and 2N aqueous HCl (10 ml) was added, and then extracted with diethyl  
ether (80 ml x 2), dried (MgSO<sub>4</sub>) and concentrated to give a pale yellow solid.  
Recrystallization from ethyl acetate/hexane afforded 150 mg (32%) of the titled  
compound as a pale yellow solid. m.p.: 204-207 °C <sup>1</sup>H-NMR (CDCl<sub>3</sub>) δ: 9.94 (1H,  
br s), 9.81 (1H, br s), 8.12 (1H, d, J=8.8 Hz), 7.88-7.78 (2H, m), 7.67-7.48 (3H, m),  
25 7.36 (1H, d, J=1.8 Hz), 7.04 (1H, dd, J=1.8, 8.8 Hz), 2.72 (4H, s).

**Ex. 355:** 2-Benzoyl-6-chloro-3-(3-oxobutyrylamino)indole

A mixture of 3-amino-2-benzoyl-6-chloroindole (Example 1) (850 mg, 4.07  
mmol) and tert-butyl acetoacetate (1.3 ml, 8.15 mmol) in xylene (10 ml) was heated at  
120 °C for 5 h. The mixture was concentrated and purified by flash column  
30 chromatography eluting with hexane/ethyl acetate (2/1) to give a yellow amorphous  
solid. Recrystallization from ethyl acetate/hexane afforded 450 mg (31 %) of the titled

compound as a pale yellow solid. m.p.: 170-173 °C <sup>1</sup>H-NMR (CDCl<sub>3</sub>) δ: 10.22 (1H, br s), 8.47 (1H, br s), 8.01 (1H, d, J=8.8 Hz), 7.83-7.77 (2H, m), 7.65-7.50 (3H, m), 7.32 (1H, d, J=1.5 Hz), 7.11 (1H, dd, J=1.5, 8.8 Hz), 3.56 (2H, s), 2.32 (3H, s).

**Ex. 356: 2-Benzoyl-6-chloro-3-(3-hydroxybutyrylamino)indole**

5 **Step 1. 2-Benzoyl-3-(3-benzyloxybutyrylamino)-6-chloroindole**

The titled compound was prepared according to the procedure described in Example 19 employing 3-amino-2-benzoyl-6-chloroindole (Example 1) and 3-benzyloxybutyryl chloride (Eberlein, T. H. et al., J. Org. Chem. **1992**, *57*, 3479).

<sup>1</sup>H-NMR (CDCl<sub>3</sub>) δ: 10.22 (1H, br s), 8.47 (1H, br s), 8.01 (1H, d, J=8.8 Hz), 7.83-7.77 (2H, m), 7.65-7.50 (3H, m), 7.50-7.15 (6H, m), 7.11 (1H, dd, J=1.5, 8.8 Hz), 4.60-4.45 (2H, m), 4.02-3.97 (1H, m), 2.70-2.50 (2H, m), 1.40 (3H, d, J=6.2 Hz)

**Step 2. 2-Benzoyl-6-chloro-3-(3-hydroxybutyrylamino)indole**

A mixture of 2-benzoyl-3-(3-benzyloxybutyrylamino)-6-chloroindole (Step 1) (2.3 g, 5.1 mmol) and 10% Pd-C (0.2 g) in ethyl acetate (50 ml) was stirred at room temperature for 24 h under a hydrogen atmosphere. The mixture was filtered through a pad of Celite and the filtrate was concentrated. Purification by flash column chromatography eluting with hexane/ethyl acetate (1/1) gave a yellow amorphous solid. Recrystallization from ethyl acetate/hexane afforded 290 mg (16%) of the titled compound as a pale yellow solid. m.p.: 159-162 °C

<sup>1</sup>H-NMR (CDCl<sub>3</sub>) δ: 9.95 (1H, br s), 8.70 (1H, br s), 8.16 (1H, d, J=8.8 Hz), 7.81-7.77 (2H, m), 7.68-7.51 (3H, m), 7.30 (1H, d, J=1.5 Hz), 7.11 (1H, dd, J=1.5, 8.8 Hz), 4.29 (1H, br s), 3.43 (1H, br s), 2.62-2.55 (2H, m), 1.28 (3H, d, J=6.2 Hz).

**Ex. 357: 6-Chloro-2-(3-furoyl)-3-(isovalerylamino)indole**

The title compound was prepared according to the procedure described in Ex. 19 from 3-amino-6-chloro-2-(3-furoyl)indole (Example 79) and isovaleryl chloride. m.p.: 202-203 °C (recrystallized from ethyl acetate) <sup>1</sup>H-NMR (CDCl<sub>3</sub>) δ: 10.10 (1 H, br s), 8.28 (1 H, d, J=8.8 Hz), 8.23 (1 H, br s), 8.11 (1 H, dd, J=0.7, 1.5 Hz), 7.59 (1 H, dd, J=1.5, 1.8 Hz), 7.31 (1 H, d, J=1.8 Hz), 7.10 (1 H, dd, J=1.8, 8.8 Hz), 6.89 (1 H, dd, J=0.7, 1.8 Hz), 2.39-2.22 (3 H, m), 1.06 (6 H, d, J=6.6 Hz).

30 **Ex. 358: 6-Chloro-2-(4-chloropyridine-2-carbonyl)-3-(propionylamino)indole**

The title compound was prepared according to the procedure described in Example 19 from 3-amino-6-chloro-2-(4-chloropyridine-2-carbonyl)indole (Example 68) and propionyl chloride. m.p.: 188-190 °C (recrystallized from ethyl acetate) <sup>1</sup>H-NMR (CDCl<sub>3</sub>) δ: 11.68 (1 H, br s), 10.88 (1 H, br s), 8.70 (1 H, d, J=5.4 Hz), 8.54 (1 H, d, J=9.1 Hz), 8.37 (1 H, d, J=2.0 Hz), 7.58 (1 H, dd, J=2.1, 5.3 Hz), 7.40 (1 H, d, J=2.0 Hz), 7.06 (1 H, dd, J=1.1, 9.1 Hz), 2.63 (2 H, q, J=7.6 Hz), 1.37 (3 H, t, J=7.6 Hz).

**Ex. 359: 6-Chloro-2-(4-chloropyridine-2-carbonyl)-3-(isovalerylamino)indole**

The title compound was prepared according to the procedure described in Example 19 from 3-amino-6-chloro-2-(4-chloropyridine-2-carbonyl)indole (Example 68) and isovaleryl chloride. m.p.: 183-184 °C (recrystallized from ethyl acetate) <sup>1</sup>H-NMR (DMSO-d<sub>6</sub>) δ: 11.67 (1 H, br s), 10.08 (1 H, br s), 8.69 (1 H, d, J=5.3 Hz), 8.52 (1 H, d, J=9.2 Hz), 8.37 (1 H, d, J=2.1 Hz), 7.57 (1 H, dd, J=2.0, 5.3 Hz), 7.39 (1 H, d, J=2.0 Hz), 7.06 (1 H, dd, J=2.0, 9.6 Hz), 2.46-2.30 (3 H, m), 1.09 (6 H, d, J=6.4 Hz).

**Ex. 360:**

3-(2-Acetoxyisobutyrylamino)-6-chloro-2-(4-chloropyridine-2-carbonyl)indole

The title compound was prepared according to the procedure described in Example 19 employing 3-amino-6-chloro-2-(4-chloropyridine-2-carbonyl)indole (Example 68) and 2-acetoxyisobutyryl chloride. m.p.: 228-229 °C (recrystallized from ethyl acetate) IR(KBr)v: 3500, 3250, 1740, 1710, 1620, 1600, 1570, 1540, 1480, 1350, 1230, 1180, 1150, 740 cm<sup>-1</sup>. <sup>1</sup>H-NMR (DMSO-d<sub>6</sub>) δ: 12.07 (1 H, br s), 10.71 (1 H, br s), 8.80 (1 H, d, J=5.3 Hz), 8.15 (1 H, d, J=2.1 Hz), 8.04 (1 H, dd, J=8.8, 3.7 Hz), 7.90 (1 H, dd, J=5.4, 1.9 Hz), 7.65 (1 H, d, J=2.0 Hz), 7.09 (1 H, dd, J=9.0, 1.4 Hz), 2.14 (3 H, s), 1.55 (6 H, s).

**Ex. 361:**

6-Chloro-2-(4-chloropyridine-2-carbonyl)-3-(2-hydroxyisobutyrylamino)indole

To a suspension of 3-(2-acetoxyisobutyrylamino)-6-chloro-2-(4-chloropyridine-2-carbonyl)indole (Example 360, 251.4 mg, 0.5789 mmol) in methanol (8 ml) and DMSO (20 ml) was added potassium carbonate (45.0 mg, 0.3259 mmol) in water (1 ml) at room temperature. After stirring for 30 h, the mixture was diluted with diethyl ether (150 ml), and then washed with water (25 ml x 3), brine (25 ml) and dried (MgSO<sub>4</sub>). Removal of solvent gave a crystalline residue, which was recrystallized from ethyl acetate to afford 103.9 mg (45.8 %) of the title compound. m.p.: 207-208 °C (recrystallized from ethyl acetate) IR(KBr)v: 3346, 3285, 1665, 1626, 1570, 1531, 1483, 1348, 1232, 741 cm<sup>-1</sup>. <sup>1</sup>H-NMR (DMSO-d<sub>6</sub>) δ: 11.75 (1 H, br s), 11.69 (1 H, br s), 8.68 (1 H, dd, J=5.3 and 0.5 Hz), 8.56 (1 H, d, J=9.1 Hz), 8.40 (1 H, dd, J=2.1, 0.5 Hz), 7.56 (1 H, dd, J=5.3, 2.1 Hz), 7.40 (1 H, dd, J=1.9, 0.6 Hz), 7.06 (1 H, dd, J=9.1, 1.8 Hz), 2.77 (1 H, s), 1.56 (6 H, s).

**Ex. 362:**

3-[[*(S)*-2-Acetoxypropionyl]amino]-6-chloro-2-(4-chloropyridine-2-carbonyl)indole

The title compound was prepared according to the procedure described in Example 19 employing 3-amino-6-chloro-2-(4-chloropyridine-2-carbonyl)indole (Example 68) and (*S*)-(-)-2-acetoxypropionyl chloride. m.p.: 236-238 °C (recrystallized from ethyl acetate) IR(KBr)v: 3287, 1738, 1693, 1624, 1585, 1570, 1545, 1489, 1236, 1188, 739 cm<sup>-1</sup>. <sup>1</sup>H-NMR (DMSO-d<sub>6</sub>) δ: 12.09 (1 H, br s), 10.67 (1

H, br s), 8.77 (1 H, dd, J=5.5 and 1.8 Hz), 8.10 (1 H, t, J=1.9 Hz), 7.93 (1 H, dd, J=9.1, 1.8 Hz), 7.88 (1 H, dt, J=5.4, 2.3 Hz), 7.64 (1 H, t, J=1.9 Hz), 7.12 (1 H, dt, J=9.1, 2.1 Hz), 5.13 (1 H, q, J=6.8 Hz), 2.18 (3 H, s), 1.35 (3 H, d, J=6.9 Hz).

**Ex. 363:**

5 6-Chloro-2-(4-chloropyridine-2-carbonyl)-3-[[s]-2-hydroxypropionyl]amino]indole

To a suspension of 3-[(S)-2-acetoxypropionylamino]-6-chloro-2-(4-chloropyridine-2-carbonyl)indole (Example 362, 316.7 mg, 0.7536 mmol) in DMSO (10 ml) was added potassium carbonate (104.2 mg, 0.7536 mmol) in water (1 ml) at room temperature. After stirring for 30 h, the mixture was diluted with diethyl ether  
10 (200 ml), and then washed with water (50 ml x 3), brine (50 ml), and dried (MgSO<sub>4</sub>). Removal of solvent gave a crystalline residue, which was recrystallized from ethyl acetate to afford 213.0 mg (74.7 %) of the title compound. m.p.: 244-246 °C (recrystallized from ethyl acetate) IR(KBr)v: 3483, 3288, 1690, 1570, 1553, 1533, 1481, 1348, 1240, 1186, 737 cm<sup>-1</sup>. <sup>1</sup>H-NMR (DMSO-d<sub>6</sub>) δ: 12.07 (1 H, br s), 11.43  
15 (1 H, br s), 8.82 (1 H, dd, J=5.3 and 0.5 Hz), 8.26 (1 H, d, J=9.1 Hz), 8.20 (1 H, dd, J=2.1, 0.5 Hz), 7.91 (1 H, dd, J=5.4, 2.1 Hz), 7.67 (1 H, dd, J=2.0, 0.5 Hz), 7.07 (1 H, dd, J=8.9, 2.0 Hz), 6.18 (1 H, d, J=4.9 Hz), 4.23 (1 H, dd, J=6.8, 4.9 Hz), 1.34 (3 H, d, J=6.8 Hz).

**Ex. 364:**

20 3-(N-Acetyl-n-methylamino)-6-chloro-2-(4-chloropyridine-2-carbonyl)indole

STEP 1. 6-Chloro-2-(4-chloropyridine-2-carbonyl)-1-ethoxycarbonyl-3-(N-acetyl-N-methylamino)indole

To a solution of 3-amino-6-chloro-2-(4-chloropyridine-2-carbonyl)-1-ethoxycarbonylindole (step 1 of Example 68, 407 mg, 1.08 mmol) in dichloromethane  
25 (10 ml) was added pyridine (0.42 ml, 5.38 mmol) and acetyl chloride (0.09 ml, 1.29 mmol) at room temperature. After stirring for 1 h, methanol (1 ml) was added to the mixture at room temperature. The mixture was concentrated and the residue was diluted with ethyl acetate (100 ml). The resulting mixture was washed with 2N aqueous HCl (50 ml x 2) and saturated aqueous sodium bicarbonate (50 ml), and dried  
30 (Na<sub>2</sub>SO<sub>4</sub>). Removal of solvent gave a crystalline residue (413 mg). The residue was dissolved in DMF (5 ml), and then sodium hydride (60% in oil) (43 mg, 1.08 mmol) was added at room temperature. After stirring 0.5 h, MeI (0.07 ml, 1.08 mmol) was added and the mixture was stirred for an additional 1 h. The mixture was diluted with diethyl ether (100 ml), washed with water (50 ml x 2) and brine (50 ml), and dried  
35 (MgSO<sub>4</sub>). Removal of solvent gave an oily residue, which was purified by flash column chromatography eluting with ethyl acetate/hexane (1:3) to afford 111 mg (26%) of the title compound as an oil. <sup>1</sup>H-NMR (CDCl<sub>3</sub>) δ: 8.46 (1 H, dd, J=5.1, 0.6

Hz), 8.25 (1 H, dd, J=1.8, 0.6 Hz), 8.18 (1 H, dd, J=2.1, 0.6 Hz), 7.48 (1 H, dd, J=5.1, 2.1 Hz), 7.44 (1 H, d, J=0.7 Hz), 7.39 (1 H, d, J=1.8 Hz), 4.21 (2 H, q, J=7.2 Hz), 3.19 (3 H, s), 1.91 (3 H, s), 1.14 (3H, t, J=7.2 Hz).

Step 2. 3-(N-Acetyl-N-methylamino)-6-chloro-2-(4-chloropyridine-2-carbonyl)indole

5 The title compound was prepared according to the procedure described in step 2 of Example 2 (Method A) employing 6-Chloro-2-(4-chloropyridine-2-carbonyl)-1-ethoxycarbonyl-3-(N-acetyl-N-methylamino)indole (step 1).

m.p.: 236-237 °C (recrystallized from ethyl acetate) IR(KBr)v: 3250, 1649, 1522, 1375, 1350, 1296, 1238, 1213, 1180, 1055, 1007, 781, 740 cm<sup>-1</sup>.

10 <sup>1</sup>H-NMR (DMSO-d<sub>6</sub>) δ: 12.37 (1 H, br s), 8.72 (1 H, dd, J=5.3 and 0.5 Hz), 8.10 (1 H, dd, J=2.1, 0.5 Hz), 7.86 (1 H, dd, J=5.3, 2.1 Hz), 7.68 (1 H, dd, J=1.8, 0.5 Hz), 7.62 (1 H, dd, J=8.6, 0.5 Hz), 7.21 (1 H, dd, J=8.6, 1.8 Hz), 2.95 (3 H, s), 1.70 (3 H, s).

Ex. 365: 6-Chloro-2-(3-chlorobenzoyl)-3-(n-methyl-n-propionylamino)indole

Step 1. 6-Chloro-2-(3-chlorobenzoyl)-1-ethoxycarbonyl-3-(propionylamino)indole

15 The title compound was prepared according to the procedure described in step 1 of Example 2 (Method A) from 3-amino-6-chloro-2-(3-chlorobenzoyl)-1-ethoxycarbonyl)indole (step 1 of Example 30) and propionyl chloride.

m.p.: 189-191 °C (recrystallized from ethyl acetate)

20 <sup>1</sup>H-NMR (CDCl<sub>3</sub>) δ: 9.14 (1 H, br s), 8.21 (1 H, d, J=1.8 Hz), 7.99 (1 H, d, J=8.7 Hz), 7.79 (1 H, t, J=2.0 Hz), 7.58 (1 H, dt, J=1.5, 1.5, 7.7 Hz), 7.53 (1 H, ddd, J=1.5, 2.1, 8.7 Hz), 7.39 (1 H, t, J=7.8 Hz), 7.31 (1 H, dd, J=2.0, 8.7 Hz), 3.99 (2 H, q, J=7.2 Hz), 2.50 (2 H, q, J=7.5 Hz), 1.26 (3 H, t, J=7.5 Hz), 1.02 (3 H, t, J=7.2 Hz).

Step 2. 6-Chloro-2-(3-chlorobenzoyl)-3-(N-methyl-N-propionylamino)indole

25 The title compound was prepared according to the procedure described in Example 146 employing 6-chloro-2-(3-chlorobenzoyl)-1-ethoxycarbonyl-3-(propionylmino)indole (step 1). m.p.: 194-195 °C (recrystallized from ethyl acetate/hexane) <sup>1</sup>H-NMR (CDCl<sub>3</sub>) δ: 9.10 (1 H, br s), 7.66-7.41 (6 H, m), 7.22 (1 H, dd, J=1.8, 8.7 Hz), 3.03 (3 H, s), 2.07 (2 H, q, J=7.7 Hz), 0.99 (3 H, t, J=7.7 Hz).

Ex. 366: 3-Acetyl-amino-6-chloro-2-(5-pyrimidinylcarbonyl)indole

30 Step 1. 5-Bromoacetylpyrimidine

A mixture of 5-bromopyrimidine (2.20 g, 13.85 mmol), (1-ethoxyvinyl)tributyltin (5.00 g, 13.85 mmol), and tetrakis(triphenylphosphine)palladium (1.60 g, 1.38 mmol) in toluene (20 ml) was refluxed for 29 h, and then cooled to room temperature. The mixture was filtered  
35 through a pad of Celite and the filtrate was concentrated to give an oily residue. The residue was diluted with THF (30 ml) and water (8 ml). N-Bromosuccinimide (2.96 g, 16.61 mmol) was added at 0 °C. The resulting mixture was stirred at 0 °C for 0.5 h

and concentrated to ca. 10 ml. The residue was diluted with ethyl acetate (200 ml) and washed with water (100 ml x 2), then dried (MgSO<sub>4</sub>). Removal of solvent gave an oily residue, which was purified by flash column chromatography eluting with ethyl acetate-hexane (1:3) to afford 2.60 g (94%) of the title compound as an oil.

5 <sup>1</sup>H-NMR (CDCl<sub>3</sub>) δ: 9.41 (1 H, s), 9.29 (2 H, s), 4.40 (2 H, s).

Step 2. 3-Amino-6-chloro-1-ethoxycarbonyl-2-(5-pyrimidinylcarbonyl)indole

The title compound was prepared according to the procedure described in step 2 of Example 1 from 4-chloro-2-(ethoxycarbonylamino)benzotrile (Example 1, step 1) and 5-bromoacetylpyrimidine (step 1). <sup>1</sup>H-NMR (CDCl<sub>3</sub>) δ: 9.29 (1 H, s), 9.03 (2 H, s), 8.02 (1 H, d, J=1.6 Hz), 7.57 (1 H, d, J=8.4 Hz), 7.35 (1 H, dd, J=1.6, 8.4 Hz), 6.13 (2 H, br s), 4.01 (2 H, q, J=7.1 Hz), 1.02 (3 H, t, J=7.1 Hz).

Step 3. 3-Acetylamino-6-chloro-1-ethoxycarbonyl-2-(5-pyrimidinylcarbonyl)indole

The title compound was prepared according to the procedure described in step 1 of Example 2 (Method A) employing 3-amino-6-chloro-1-ethoxycarbonyl-2-(5-pyrimidinylcarbonyl)indole (step 2) and acetyl chloride.

15 <sup>1</sup>H-NMR (CDCl<sub>3</sub>) δ: 9.34 (1 H, s), 9.23 (1 H, br s), 9.07 (2 H, s), 7.96 (1 H, d, J=1.6 Hz), 7.72 (1 H, d, J=6.7 Hz), 7.23 (1 H, dd, J=1.8, 8.7 Hz), 4.21 (2 H, q, J=7.1 Hz), 2.25 (3 H, s), 1.23 (3 H, t, J=7.1 Hz).

Step 4. 3-Acetylamino-6-chloro-1-ethoxycarbonyl-2-(5-pyrimidinylcarbonyl)indole

20 The title compound was prepared according to the procedure described in step 2 of Example 2 (Method A) from 3-acetylamino-6-chloro-1-ethoxycarbonyl-2-(5-pyrimidinylcarbonyl)indole (step 3). m.p.: 214-215 °C (recrystallized from ethyl acetate) <sup>1</sup>H-NMR (DMSO-d<sub>6</sub>) δ: 12.00 (1 H, br s), 10.00 (1 H, br s), 9.35 (1 H, s), 8.99 (2 H, s), 7.67 (1 H, d, J=9.2 Hz), 7.48 (1 H, s), 7.15 (1 H, d, J=8.6 Hz), 1.65 (3 H, s).

Ex. 367: 3-Amino-6-chloro-2-(3-methylpyridine-2-carbonyl)indole

Step 1. 2-Bromoacetyl-3-methylpyridine

The title compound was prepared according to the procedure described in step 1 of Example 366 employing 2-bromo-3-methylpyridine.

30 <sup>1</sup>H-NMR (CDCl<sub>3</sub>) δ: 8.51 (1 H, br d, J=4.0 Hz), 7.63 (1 H, br d, J=7.7 Hz), 7.38 (1 H, dd, J=4.4, 7.7 Hz), 4.88 (2 H, s), 2.62 (3 H, s).

Step 2. 3-Amino-6-chloro-1-ethoxycarbonyl-2-(3-methylpyridine-2-carbonyl)indole

35 The title compound was prepared according to the procedure described in step 2 of Example 1 from 4-chloro-2-(ethoxycarbonylamino)benzotrile (Example 1, step 1) and 2-bromoacetyl-3-methylpyridine (step 1). <sup>1</sup>H-NMR (CDCl<sub>3</sub>) δ: 8.36 (1 H, dd, J=1.1, 4.8 Hz), 8.14 (1 H, d, J=1.8 Hz), 7.64 (1 H, ddd, J=0.7, 1.5, 7.0 Hz), 7.51 (1 H,

dd,  $J=0.7, 8.4$  Hz), 7.24 (1 H, d,  $J=1.8, 8.8$  Hz), 7.22 (1 H, d,  $J=7.7$  Hz), 6.05 (2 H, br s), 3.78 (2 H, q,  $J=7.3$  Hz), 2.63 (3 H, s), 1.01 (3 H, t,  $J=7.3$  Hz).

Step 3. 3-Amino-6-chloro-2-(3-methylpyridine-2-carbonyl)indole

The title compound was prepared according to the procedure described in step 3 of Example 1 from 3-amino-6-chloro-1-ethoxycarbonyl-2-(3-methylpyridine-2-carbonyl)indole (step 2). m.p.: 171-172 °C (recrystallized from ethyl acetate)

$^1\text{H-NMR}$  (DMSO- $d_6$ )  $\delta$ : 10.25 (1 H, br s), 8.56 (1 H, d,  $J=4.4$  Hz), 7.88 (1 H, d,  $J=8.8$  Hz), 7.82 (1 H, d,  $J=7.0$  Hz), 7.49 (1 H, dd,  $J=4.8, 7.7$  Hz), 7.32 (1 H, d,  $J=1.8$  Hz), 6.91 (1 H, dd,  $J=1.8, 8.4$  Hz), 2.44 (3 H, s). The signal due to  $\text{NH}_2$  was not observed.

10 Ex. 368: 3-Acetylamino-6-chloro-2-(3-methylpyridine-2-carbonyl)indole

The title compound was prepared according to the procedure described in Example 19 from 3-amino-6-chloro-2-(3-methylpyridine-2-carbonyl)indole (Example 367) and acetyl chloride. m.p.: 173-175 °C (recrystallized from ethyl acetate)

15  $^1\text{H-NMR}$  (DMSO- $d_6$ )  $\delta$ : 11.79 (1 H, br s), 9.53 (1 H, br s), 8.46 (1 H, d,  $J=4.4$  Hz), 7.80 (1 H, d,  $J=7.0$  Hz), 7.61 (1 H, d,  $J=8.4$  Hz), 7.47 (1 H, dd,  $J=4.4, 7.0$  Hz), 7.47 (1 H, d,  $J=1.5$  Hz), 7.09 (1 H, dd,  $J=1.8, 8.8$  Hz), 2.37 (3 H, s), 1.65 (3 H, s).

Ex. 369: 6-Chloro-3-(isovaleryl-amino)-2-(3-methylpyridine-2-carbonyl)indole

The title compound was prepared according to the procedure described in Example 19 from 3-amino-6-chloro-2-(3-methylpyridine-2-carbonyl)indole (Example 367) and isovaleryl chloride. m.p.: 142-144 °C (recrystallized from ethyl acetate)

20  $^1\text{H-NMR}$  (DMSO- $d_6$ )  $\delta$ : 11.77 (1 H, br s), 9.50 (1 H, br s), 8.46 (1 H, d,  $J=4.8$  Hz), 7.79 (1 H, d,  $J=7.7$  Hz), 7.60 (1 H, d,  $J=8.8$  Hz), 7.50-7.45 (2 H, m), 7.09 (1 H, dd,  $J=1.8, 8.8$  Hz), 2.38 (3 H, s), 1.86-1.74 (3 H, m), 0.81 (6 H, d,  $J=6.2$  Hz).

Ex. 370:

25 3-Acetylamino-6-chloro-2-[4-(hydroxymethyl)pyridine-2-carbonyl]indole

Step 1. 2-Cyano-4-(hydroxymethyl)pyridine

To a solution of 4-pyridylcarbinol-N-oxide (5.00 g, 39.96 mmol) and TMSCN (8.35 g, 79.92 mmol) in dichloromethane (60 ml) was added dropwise N,N-dimethylcarbonyl chloride (7.4 ml, 79.92 mmol) at room temperature over 30 min. After stirring for 24 h, potassium carbonate (30 g) in water (100 ml) was added carefully. The organic layer was separated and dried over potassium carbonate. Removal of the solvent gave an oily residue, which was crystallized from ethanol/hexane to afford 3.63 g (68%) of the title compound.

30  $^1\text{H-NMR}$  ( $\text{CDCl}_3$ )  $\delta$ : 8.67 (1 H, d,  $J=4.9$  Hz), 7.74 (1 H, t,  $J=0.8$  Hz), 7.52 (1 H, dd,  $J=0.8, 4.9$  Hz), 4.83 (2 H, s), 2.29 (1 H, br s).

Step 2. 4-(tert-Butyldimethylsilyloxy)methyl-2-cyanopyridine

To a solution of 2-cyano-4-hydroxymethylpyridine (step 1, 3.63 g, 27.06 mmol) in DMF (50 ml) were added imidazole (4.42 g, 64.95 mmol) and TBDMSCl (4.89 g, 32.47 mmol) at room temperature. After stirring for 1 h, the mixture was diluted with diethyl ether (300 ml), washed with water (100 ml x 4), and dried (MgSO<sub>4</sub>). Removal of solvent gave the title compound. <sup>1</sup>H-NMR (CDCl<sub>3</sub>) δ: 8.65 (1 H, d, J=5.1 Hz), 7.68 (1 H, s), 7.46 (1 H, d, J=4.9 Hz), 4.78 (2 H, s), 0.96 (9 H, s), 0.13 (6 H, s).

5 Step 3. 2-Acetyl-4-[(tert-butyl)dimethylsilyloxy)methyl]pyridine

To a solution of 4-(tert-butyl)dimethylsilyloxymethyl-2-cyanopyridine (step 2, 6.72 g, 27.06 mmol) in benzene (50 ml) and diethyl ether (50 ml) was added dropwise 10 2M MeMgI in diethyl ether (19 ml, 37.89 mmol) at 0 °C over 30 min. After stirring for 1 h at room temperature, saturated aqueous ammonium chloride (50 ml) was added at 0 °C. The organic layer was separated, dried (MgSO<sub>4</sub>) and concentrated. The residue was purified by flash column chromatography eluting with ethyl acetate-hexane (1:12) to afford 1.03 g (14 %) of the title compound.

15 <sup>1</sup>H-NMR (CDCl<sub>3</sub>) δ: 8.62 (1 H, d, J=5.1 Hz), 7.94 (1 H, s), 7.48 (1 H, dd, J=4.9, 1.8 Hz), 4.78 (2 H, s), 2.71 (3 H, s), 0.94 (9 H, s), 0.11 (6 H, s).

Step 4. 2-Bromoacetyl-4-[(tert-butyl)dimethylsilyloxy)methyl]pyridine

To a solution of 2-acetyl-4-[(tert-butyl)dimethylsilyloxy)methyl]pyridine (step 3, 736 mg, 2.77 mmol) in THF (15 ml) was added dropwise lithium 20 bis(trimethylsilyl)amide (1.0 M in hexane, 3.3 ml, 3.32 mmol) at -78°C over 20 min. After stirring for 1 h, triethylsilyl chloride (0.7 ml, 4.16 mmol) was added to the mixture at -78°C. The mixture was stirred for an additional 1 h at the same temperature, and then allowed to warm to room temperature. After stirring for 1h, the mixture was poured into saturated aqueous ammonium chloride (20 ml). The organic 25 layer was separated and dried (MgSO<sub>4</sub>). Removal of solvent gave an oily residue, which was dissolved in THF (10 ml) and water (2 ml). To the mixture was added N-bromosuccinimide (592 mg, 3.32 mmol) at 0 °C. After stirring for 15 min, the mixture was diluted with diethyl ether (100 ml), washed with water (50 ml x 2), and dried (MgSO<sub>4</sub>). Removal of solvent gave an oily residue, which was purified by flash 30 column chromatography eluting with ethyl acetate/hexane (1:10) to afford 1.52 g (quantitative yield) of the title compound.

<sup>1</sup>H-NMR (CDCl<sub>3</sub>) δ: 8.63 (1 H, d, J=4.9 Hz), 8.02 (1 H, s), 7.53 (1 H, d, J=5.4 Hz), 4.87 (2 H, s), 4.81 (2 H, s), 0.96 (9 H, s), 0.13 (6 H, s).

35 Step 5. 3-Amino-6-chloro-1-ethoxycarbonyl-2-[4-[(tert-butyl)dimethylsilyloxy)methyl]pyridine-2-carbonyl]indole

The title compound was prepared according to the procedure described in step 2 of Example 1 from 4-chloro-2-(ethoxycarbonylamino)benzotrile (Example 1, step 1) and 2-bromoacetyl-4-[(tert-butyl dimethylsilyloxy)methyl]pyridine (step 4).

<sup>1</sup>H-NMR (CDCl<sub>3</sub>) δ: 8.56 (1 H, d, J=4.9 Hz), 8.22 (1 H, d, J=2.0 Hz), 7.98 (1 H, br s),  
5 7.51 (1 H, d, J=8.4 Hz), 7.40 (1 H, br d, J=4.9 Hz), 7.23 (1 H, dd, J=1.8, 8.4 Hz), 6.00  
(2 H, br s), 4.83 (2 H, s), 3.78 (2 H, q, J=7.2 Hz), 0.97 (9 H, s), 0.88 (3 H, t, J=7.2 Hz),  
0.14 (6 H, s).

Step 6. 3-Acetylamino-6-chloro-2-[4-[(tert-butyl dimethylsilyloxy)methyl]pyridine-2-carbonyl]indole

10 The title compound was prepared according to the procedure described in step 1 of Example 2 (Method A) from 3-amino-6-chloro-1-ethoxycarbonyl-2-[4-[(tert-butyl dimethylsilyloxy)methyl]pyridine-2-carbonyl]indole (step 5) and acetyl chloride.

<sup>1</sup>H-NMR (CDCl<sub>3</sub>) δ: 9.49 (1 H, br s), 8.58 (1 H, d, J=4.9 Hz), 8.19 (1 H, d, J=1.8 Hz),  
8.06 (1 H, s), 7.98 (1 H, d, J=8.4 Hz), 7.45 (1 H, d, J=4.9 Hz), 7.25 (1 H, dd, J=1.8, 8.4  
15 Hz), 4.84 (2 H, s), 3.95 (2 H, q, J=6.9 Hz), 2.24 (3 H, s), 1.01-0.93 (3 H, m), 0.97 (9 H,  
s), 0.14 (6 H, s).

Step 7. 3-Acetylamino-6-chloro-2-[4-(hydroxymethyl)pyridine-2-carbonyl]indole

To a solution of 3-acetylamino-6-chloro-2-[4-[(tert-butyl dimethylsilyloxy)methyl]pyridine-2-carbonyl]indole (step 6, 240 mg, 0.454  
20 mmol) in THF (10 ml) was added 1M TBAF in THF (0.7 ml, 0.681 mmol) at 0 °C. After stirring for 30 min, potassium hydroxide (90 mg, 1.36 mmol) in water (2 ml) was added at 0°C. The mixture was stirred for an additional 1 h at room temperature and concentrated. The residue was diluted with ethyl acetate (100 ml), and then washed with water (30 ml x 2) and dried (MgSO<sub>4</sub>). Removal of solvent gave a crystalline  
25 residue, which was recrystallized from dichloromethane to afford 52 mg (33%) of the title compound. m.p.: 216-218 °C (recrystallized from dichloromethane)

<sup>1</sup>H-NMR (DMSO-d<sub>6</sub>) δ: 12.06 (1 H, br s), 10.49 (1 H, br s), 8.76 (1 H, d, J=4.9 Hz),  
8.07 (1 H, s), 7.86 (1 H, d, J=8.6 Hz), 7.67-7.64 (2 H, m), 7.07 (1 H, dd, J=1.8, 8.7 Hz),  
5.62 (1 H, t, J=5.5 Hz), 4.69 (2 H, d, J=5.1 Hz), 2.04 (3 H, s).

30 **Ex. 371:**

2-(4-Aminopyridine-2-carbonyl)-6-chloro-3-(propionylamino)indole hydrochloride

Step 1. 4-[N,N-bis(tert-butoxycarbonyl)amino]-2-chloropyridine

A mixture of 4-amino-2-chloropyridine (1.50 g, 11.67 mmol) and di-tert-butyl dicarbonate (10.7 ml, 46.67 mmol) in dichloromethane (30 ml) was stirred at room  
35 temperature for a week. After evaporation, the residue was purified by flash column chromatography eluting with ethyl acetate/hexane (1:10) to afford 3.09 g (81%) of the

title compound as a solid.  $^1\text{H-NMR}$  ( $\text{CDCl}_3$ )  $\delta$ : 8.38 (1 H, d,  $J=5.4$  Hz), 7.19 (1 H, d,  $J=1.8$  Hz), 7.05 (1 H, dd,  $J=1.8, 5.4$  Hz), 1.47 (18 H, s).

Step 2. 3-Amino-2-[4-[N,N-bis(tert-butoxycarbonyl)amino]pyridine-2-carbonyl]-6-chloro-1-(ethoxycarbonyl)indole

5 The title compounds were prepared according to the procedure described in step 1 of Example 366 and step 2 of Example 1 employing 4-[N,N-bis(tert-butoxycarbonyl)amino]-2-chloropyridine (step 1).

$^1\text{H-NMR}$  ( $\text{CDCl}_3$ )  $\delta$ : 8.59 (1 H, d,  $J=5.3$  Hz), 8.24 (1 H, d,  $J=1.6$  Hz), 7.88 (1 H, d,  $J=2.1$  Hz), 7.52 (1 H, d,  $J=8.4$  Hz), 7.27-7.23 (1 H, m), 7.20 (1 H, dd,  $J=2.0, 5.2$  Hz),  
10 5.97 (2 H, br s), 3.82 (2 H, q,  $J=7.1$  Hz), 1.49 (18 H, s), 0.95 (3 H, t,  $J=7.1$  Hz).

Step 3. 2-[4-[N,N-Bis(tert-butoxycarbonyl)amino]pyridine-2-carbonyl]-6-chloro-1-ethoxycarbonyl-3-(propionylamino)indole

The title compound was prepared according to the procedure described in step 1 of Example 2 (Method A) employing 3-amino-2-[4-[N,N-bis(tert-butoxycarbonyl)amino]pyridine-2-carbonyl]-6-chloro-1-(ethoxycarbonyl)indole (step  
15 2) and propionyl chloride.  $^1\text{H-NMR}$  ( $\text{CDCl}_3$ )  $\delta$ : 9.52 (1 H, br s), 8.61 (1 H, d,  $J=5.1$  Hz), 8.21 (1 H, d,  $J=1.8$  Hz), 8.05 (1 H, d,  $J=8.7$  Hz), 7.95 (1 H, d,  $J=2.1$  Hz), 7.28-7.23 (2 H, m), 3.93 (2 H, q,  $J=7.1$  Hz), 2.51 (2 H, q,  $J=7.4$  Hz), 1.50 (18 H, s), 1.26 (3 H, t,  $J=7.4$  Hz), 1.02 (3 H, t,  $J=7.1$  Hz).

20 Step 4. 2-[4-(t-Butoxycarbonyl)aminopyridine-2-carbonyl]-6-chloro-3-(propionylamino)indole

To a solution of 2-[4-[N,N-bis(tert-butoxycarbonyl)amino]-2-pyridine-2-carbonyl]-6-chloro-1-ethoxycarbonyl-3-(propionylamino)indole (step 3, 240 mg, 0.391 mol) in ethanol (10 ml) was added a solution of potassium carbonate (260 mg, 3.91  
25 mmol) in water (5 ml) at room temperature. After stirring for 8 h, the mixture was concentrated. The residue was diluted with ethyl acetate (100 ml) and washed with (50 ml x 2), dried ( $\text{Na}_2\text{SO}_4$ ). Removal of solvent gave an oily residue, which was purified by flash column chromatography eluting with ethyl acetate/hexane (1/3) to afford 118 mg (68 %) of the title compound as an oil.

30  $^1\text{H-NMR}$  ( $\text{CDCl}_3$ )  $\delta$ : 11.97 (1 H, br s), 10.87 (1 H, br s), 8.55 (1 H, d,  $J=5.8$  Hz), 8.49 (1 H, d,  $J=9.1$  Hz), 8.08 (1 H, d,  $J=2.0$  Hz), 7.79 (1 H, dd,  $J=2.1, 5.8$  Hz), 7.36 (1 H, d,  $J=1.3$  Hz), 7.02 (1 H, dd,  $J=1.8, 5.8$  Hz), 6.75 (1 H, br s), 2.60 (2 H, q,  $J=7.5$  Hz), 1.56 (9 H, s), 1.36 (3 H, t,  $J=7.5$  Hz).

35 Step 5. 2-(4-Aminopyridine-2-carbonyl)-6-chloro-3-(propionylamino)indole hydrochloride

2-[4-(tert-Butoxycarbonyl)aminopyridine-2-carbonyl]-6-chloro-3-(propionylamino)indole (step 4, 118 mg, 0.266 mmol) was treated with trifluoroacetic

acid (4 ml) at room temperature for 1 h. The mixture was concentrated and azeotroped with toluene to give an oily residue. The residue was basified with saturated aqueous sodium bicarbonate (30 ml) and extracted with dichloromethane (30 ml x 3). The organic phase was dried ( $K_2CO_3$ ), and concentrated to afford the free base of title compound. The free base was dissolved in 10% HCl-MeOH (4 ml) and then evaporated. The residue obtained was crystallized from ethanol-diethyl ether to give the title compound. m.p.: 199-204 °C (decomposition)  $^1H$ -NMR (DMSO- $d_6$ )  $\delta$ : 12.03 (1 H, br s), 10.41 (1 H, br s), 8.17 (1 H, d, J=7.3 Hz), 7.93 (1 H, d, J=8.9 Hz), 7.48 (1 H, d, J=1.6 Hz), 7.18 (1 H, dd, J=1.6, 8.7 Hz), 7.12 (1 H, d, J=1.8 Hz), 6.88 (1 H, dd, J=7.4, 2.0 Hz), 2.18 (1 H, q, J=7.4 Hz), 0.82 (3 H, t, J=7.4 Hz).

A signal due to  $NH_2$  was not observed.

**Ex. 372: 3-Acetylamino-6-chloro-2-(3-hydroxymethyl-2-furoyl)indole**

Step 1. 3-Acetoxyethyl-2-(bromoacetyl)furan

3-Acetoxyethyl-2-acetylfuran (1.7 g, 9.3 mmol, prepared according to the procedure described in Acta. Chemica Scandinavia, **1990**, *44*, 916) was dissolved in acetic acid (30 ml). To the solution was added pyridinium tribromide (3.3 g, 10.2 mmol) and the resulting mixture was stirred at room temperature for 3h. The mixture was cooled to 0 °C and saturated aqueous sodium bicarbonate added dropwise until the solution was basic. The mixture was extracted with ethyl acetate (100 ml). The organic extract was washed with brine (100 ml), dried ( $MgSO_4$ ) and concentrated to give 2.3g (95 %) of the title compound.  $^1H$ -NMR ( $CDCl_3$ ) $\delta$ : 7.54 (1 H, d, J=1.6Hz), 6.65 (1H, d, J=1.6Hz), 5.38 (2H, s), 4.37 (2H, s), 2.09 (3H, s).

Step 2. 3-Amino-6-chloro-1-ethoxycarbonyl-2-(3-hydroxymethyl-2-furoyl)indole

To a suspension of sodium hydride (60% w/w dispersion in mineral oil, 390 mg, 8.8 mmol) in DMF (20 ml) was added a solution of 4-chloro-2-(ethoxycarbonylamino)benzotrile (step 1, 2 g, 8.8 mmol) in DMF (5 ml) at 0 °C. After stirring for 1 h at 0 °C, 3-acetoxyethyl-2-(bromoacetyl)furan (step 1, 2.3 g, 8.8 mmol) was added and the resulting mixture was stirred at room temperature for an additional 6 h. The mixture was poured into water (100 ml), and extracted with ethyl acetate (300 ml). The organic extract was washed with saturated aqueous sodium bicarbonate (100 ml), brine (100 ml), and then dried ( $MgSO_4$ ) and concentrated. The residue was diluted with a mixture of ethanol (20 ml) and water (10 ml), and then potassium carbonate (ca. 2 g) was added. After stirring for 6 h, the mixture was poured into a saturated aqueous ammonium chloride (100 ml) and the mixture extracted with ethyl acetate (300 ml). The organic extract was washed with brine (100 ml), dried ( $MgSO_4$ ) and concentrated. The residue was purified by flash column chromatography eluting with ethyl acetate/hexane (2/1) to give 505mg (16 %) of the

titled compound as yellow solids. Mass;  $M^+$ =362

Step 3. 3-Acetylamino-6-chloro-1-ethoxycarbonyl-2-(3-acetoxymethyl-2-furoyl)indole

To a solution of 3-amino-6-chloro-1-ethoxycarbonyl-2-(3-hydroxymethyl-2-furoyl) indole (step 2, 330 mg, 0.91 mmol) in dichloromethane (10 ml) was added pyridine (2 ml) and acetic anhydride (0.19 ml, 2.0 mmol) at room temperature. After stirring for 5 h, the mixture was poured into 2N aqueous HCl (30 ml) and extracted with ethyl acetate (100 ml). The organic layer was washed with water (50 ml), saturated aqueous sodium bicarbonate (50 ml) and brine (50 ml), and then dried (MgSO<sub>4</sub>) and concentrated. The residue was purified by flash column chromatography eluting with ethyl acetate/hexane (1/1) to give 382 mg (94 %) of the title compound as a yellow solid. <sup>1</sup>H-NMR (CDCl<sub>3</sub>) δ: 10.2 (1H, br s), 8.11(1H, d, J=1.1Hz), 7.48 (1H, d, J=4.8Hz), 7.05-7.33 (2H, m), 6.70 (1H, d, J=4.8Hz), 5.41 (2H, s), 4.25 (2H, q, J=7.0Hz), 2.36 (6H, s), 1.33 (3H, t, J=7.0Hz).

Step 4. 3-Acetylamino-6-chloro-2-(3-hydroxymethyl-2-furoyl)indole

To a solution of 3-acetylamino-6-chloro-1-ethoxycarbonyl-2-(3-acetoxymethyl-2-furoyl) indole (step 3, 180 mg, 0.4 mmol) in a mixture of ethanol (10 ml) and water (5 ml) was added 2N aqueous sodium hydroxide (2 ml) at room temperature. After stirring for 1.5h, the mixture was poured into saturated aqueous ammonium chloride (50 ml) and extracted with ethyl acetate (100 ml). The organic layer was washed with brine (50 ml), dried (MgSO<sub>4</sub>) and concentrated. The residue was purified by flash column chromatography eluting with ethyl acetate/hexane (1/1), and the product recrystallized from acetone/hexane to give 98mg (73 %) of the titled compound as a yellow crystalline solid. m.p.: 196-198 °C <sup>1</sup>H-NMR (CDCl<sub>3</sub>) δ: 10.6 (1H, br s), 9.52 (1H, br s), 8.33 (1H, d, J=9.2Hz), 7.66 (1H, br s), 7.30 (1H, br s), 7.01 (1H, d, J=9.2Hz), 6.66 (1H, br s), 4.81 (2H, s), 2.32 (3H, s). The signal due to H of OH was not observed.

Ex. 373: 6-Chloro-2-(4-hydroxymethyl-2-furoyl)-3-(isovaleryl-amino)indole

Step 1. 4-Acetoxymethyl-2-(bromoacetyl)furan

The title compound was prepared according to the procedure described in step 1 of Example 372 employing 4-acetoxymethyl-2-acetylfuran (prepared according to the procedure described in Acta. Chemica. Scandinavia, **1990**, 44, 916). <sup>1</sup>H-NMR (CDCl<sub>3</sub>)δ: 7.67 (1H, s), 7.34 (1H, s), 5.00 (2H, s), 4.29 (2H, s), 2.09 (3H, s).

Step 2. 2-(4-Acetoxymethyl-2-furoyl)-3-amino-6-chloro-1-(ethoxycarbonyl)indole

The title compound was prepared according to the procedure described in step 2 of Example 1 employing 4-chloro-2-(ethoxycarbonylamino)benzotrile (Example 1, step 1) and 4-acetoxymethyl-2-(bromoacetyl)furan (step 1).

<sup>1</sup>H-NMR (CDCl<sub>3</sub>)δ: 8.26 (1H, d, J=1.8Hz), 7.55 (1H, s), 7.50 (1H, d, J=8.4Hz), 7.27 (1H, dd, J=1.8, 8.4Hz), 7.20 (1H, s), 5.84 (2H, br s), 4.99 (2H, s), 4.08 (2H, q, J=7.1Hz), 2.07 (3H, s), 1.03 (3H, t, J=7.1Hz).

Step 3. 2-(4-Acetoxyethyl-2-furoyl)-6-chloro-1-ethoxycarbonyl-3-

5 (isovaleryl-amino)indole

The title compound was prepared according to the procedure described in step 1 of Example 2 (Method A) employing 2-(4-acetoxyethyl-2-furoyl)-3-amino-6-chloro-1-(ethoxycarbonyl)indole (step 2) and isovaleryl chloride.

<sup>1</sup>H-NMR (CDCl<sub>3</sub>) δ: 9.24 (1H, br s), 8.25 (1H, d, J=1.8Hz), 8.00 (1H, d, J=8.7Hz), 7.61 (1H, s), 7.29 (1H, dd, J=1.8, 8.7Hz), 7.26 (1H, s), 4.99 (2H, s), 4.15 (2H, q, J=7.1Hz), 2.34 (2H, d, J=6.6Hz), 2.17-2.27 (1H, m), 2.08 (3H, s), 1.09 (3H, t, J=7.1Hz), 1.05 (6H, d, J=6.4Hz)

Step 4. 6-Chloro-2-(4-hydroxyethyl-2-furoyl)-3-(isovaleryl-amino)indole

To a solution of 2-(4-acetoxyethyl-2-furoyl)-6-chloro-1-ethoxycarbonyl-3-(isovaleryl-amino)indole (step 3, 213.5 mg, 0.437 mmol) in ethanol (1.5 ml) was added 15 2N aqueous sodium hydroxide (1.5 ml). After stirring for 5.5 h, the mixture was poured into saturated aqueous ammonium chloride (20 ml) and extracted with ethyl acetate (80 ml). The organic layer was washed with brine (20 ml), dried (MgSO<sub>4</sub>) and concentrated. The residue was purified by flash column chromatography eluting with 20 ethyl acetate/hexane (1/3) and recrystallization from 2-propanol/isopropyl ether to give 119 mg (88 %) of the titled compound as yellow solids. m.p.: 200-201 °C

<sup>1</sup>H-NMR (CDCl<sub>3</sub>) δ: 10.7 (1H, br s), 9.37 (1H, br s), 8.47 (1H, d, J=8.74Hz), 7.74 (1H, s), 7.45 (1H, s), 7.38 (1H, d, J=1.81Hz), 7.08 (1H, dd, J=1.81Hz, 8.74Hz), 4.70 (2H, d, J=4.78Hz), 2.41 (2H, d, J=6.38Hz), 2.35-2.27 (1H, m), 1.08 (3H, s), 1.06 (3H, s).

25 The signal due to H of OH was not observed.

Ex. 374: 6-Chloro-2-(4-hydroxyethyl-2-furoyl)-3-(propionyl-amino)indole

Step 1. 2-(4-Acetoxyethyl-2-furoyl)-6-chloro-1-ethoxycarbonyl-3-

(propionyl-amino)indole

The title compound was prepared according to the procedure described in step 1 30 of Example 2 (Method A) employing 2-(4-acetoxyethyl-2-furoyl)-3-amino-6-chloro-1-(ethoxycarbonyl)indole (Example 373, step 2) and propionyl chloride.

<sup>1</sup>H-NMR (CDCl<sub>3</sub>) δ: 9.29 (1H, br s), 8.23 (1H, d, J=1.65Hz), 8.00 (1H, d, J=8.73Hz), 7.61 (1H, s), 7.29-7.28 (2H, m), 4.99 (2H, s), 4.15 (2H, q, J=7.08Hz), 2.51 (2H, q, J=7.58Hz), 2.08 (3H, s), 1.27 (3H, t, J=7.58Hz), 1.09 (3H, t, J=7.08Hz).

35 Step 2. 6-chloro-2-(4-hydroxyethyl-2-furoyl)-3-(propionyl-amino)indole

To a solution of 2-(4-acetoxyethyl-2-furoyl)-6-chloro-1-ethoxycarbonyl-3-

(propionylamino)indole (step 1, 114 mg, 0.313 mmol) in ethanol (2 ml) was added 2N aqueous sodium hydroxide (2 ml). After stirring for 3 h, the mixture was poured into saturated aqueous ammonium chloride (20 ml) and extracted with ethyl acetate (80 ml). The organic layer was washed with brine (20 ml), dried (MgSO<sub>4</sub>) and concentrated.

5 The residue was purified by flash column chromatography eluting with ethyl acetate/hexane (1/1) and recrystallization from 2-propanol/isopropyl ether to give 46mg (40 %) of the titled compound as yellow solids. m.p.: 171-172 °C

<sup>1</sup>H-NMR (CDCl<sub>3</sub>) δ: 10.74 (1H, br s), 9.37 (1H, br s), 8.45 (1H, d, J=9.06Hz), 7.08 (1H, s), 7.42 (1H, s), 7.36 (1H, d, J=1.81Hz), 7.06 (1H, dd, J=9.06Hz, 1.81Hz), 4.67 (2H, s), 2.58 (2H, q, J=7.58Hz), 1.33 (3H, t, J=7.58Hz).

10

The signal due to H of OH was not observed.

**Ex. 375:**

6-Chloro-2-(4-hydroxymethyl-2-furoyl)-3-[[s]-2-hydroxypropionyl]amino]indole

Step 1. 2-(4-Acetoxyethyl-2-furoyl)-6-chloro-1-ethoxycarbonyl-3-[[S]-2-acetoxypropionyl]amino]indole

15

The title compound was prepared according to the procedure described in step 1 of Example 2 (Method A) employing 2-(4-acetoxyethyl-2-furoyl)-3-amino-6-chloro-1-(ethoxycarbonyl)indole (Example 373, step 2) and (S)-(-)-2-acetoxypropionyl chloride. <sup>1</sup>H-NMR (CDCl<sub>3</sub>) δ : 10.03 (1H, br s), 8.26 (1H, d, J=1.81Hz), 8.21 (1H, d, J=8.74Hz), 7.62 (1H, s), 7.30 (1H, dd, J=8.74Hz, 1.81Hz), 7.28 (1H, s), 5.38 (1H, q, J=6.92Hz), 4.99 (2H, s), 4.12 (2H, q, J=7.09Hz), 2.08 (3H, s), 2.04 (3H, s), 1.59 (3H, d, J=6.92Hz), 1.26 (3H, t, J=7.09Hz).

20

Step 2. 6-chloro-2-(4-hydroxymethyl-2-furoyl)-3-[[S]-2-hydroxypropionyl]amino]indole

To a solution of 2-(4-acetoxyethyl-2-furoyl)-6-chloro-1-ethoxycarbonyl-3-[[S]-2-acetoxypropionylamino]indole (step 1, 267 mg, 0.494 mmol) in ethanol (2 ml) was added 2N aqueous sodium hydroxide (2 ml). After stirring for 3 h, the mixture was poured into saturated aqueous ammonium chloride (20 ml) and extracted with ethyl acetate (80 ml). The organic layer was washed with brine (20 ml), dried (MgSO<sub>4</sub>) and concentrated. The residue was purified by flash column chromatography eluting with dichloromethane/methanol (50/1) and recrystallized from 2-propanol/isopropyl ether to give 43mg (24 %) of the titled compound as yellow solids. m.p.: 213-214 °C <sup>1</sup>H-NMR (CDCl<sub>3</sub>) δ: 11.4 (1H, br s), 10.8 (1H, br s), 8.35 (1H, d, J=8.90Hz), 7.76 (1H, s), 7.53 (1H, d, J=1.81Hz), 7.45 (1H, s), 7.01 (1H, dd, J=8.90Hz, 1.81Hz), 4.58 (2H, d, J=5.11Hz), 4.36 (1H, q, J=6.92Hz), 1.52 (3H, d, J=6.92Hz).

30

35

**Ex. 376: 3-Amino-6-chloro-2-[2-(5-methylthiazoyl)]indole****Step 1. 2-Bromoacetyl-5-methylthiazole**

The title compound was prepared according to the procedure described in step 4 of Example 370 employing 2-acetyl-5-methylthiazole (Bull. Soc. Chim.Fr., **1953**, 702).

5 <sup>1</sup>H-NMR (CDCl<sub>3</sub>) δ: 7.70 (1H, s), 4.65 (2H, s), 2.59 (3H, s).

**Step 2. 3-Amino-6-chloro-1-ethoxycarbonyl-2-[2-(5-methylthiazoyl)]indole**

The title compound was prepared according to the procedure described in step 2 of Example 1 employing 4-chloro-2-(ethoxycarbonylamino)benzotrile (Example 1, step 1) and 2-bromoacetyl-5-methylthiazole (step 1).

10 <sup>1</sup>H-NMR (CDCl<sub>3</sub>) δ: 8.23 (1H, d, J=1.81Hz), 7.64 (1H, d, J=0.82Hz), 7.50 (1H, d, J=8.4Hz), 7.25 (1H, dd, J=1.8,8.4Hz), 6.02 (2H, br s), 4.07 (2H, q, J=7.08Hz), 2.57 (3H, d, J=0.82Hz), 1.00 (3H, d, J=0.82Hz).

**Step 3. 3-Amino-6-chloro-2-[2-(5-methylthiazoyl)]indole**

15 The title compound was prepared according to the procedure described in step 3 of Example 1 employing 3-amino-6-chloro-1-ethoxycarbonyl-2-[2-(5-methylthiazoyl)]indole. <sup>1</sup>H-NMR (CDCl<sub>3</sub>) δ: 10.4 (1H, br s), 7.71 (1H, d, J=0.82Hz), 7.51 (1H, d, J=8.74Hz), 7.31 (1H, d, J=1.81Hz), 6.97 (1H, dd, J=1.81, 8.74Hz), 5.95 (2H, br s), 2.60 (3H, d, J=0.82Hz).

**Ex. 377: 6-Chloro-3-isovaleryl-amino-2-[2-(5-methylthiazoyl)]indole**

20 The title compound was prepared according to the procedure described in Example 19 from 3-amino-6-chloro-2-[2-(5-methylthiazoyl)]indole (Example 376) and isovaleryl chloride. <sup>1</sup>H-NMR (CDCl<sub>3</sub>) δ: 11.1 (1H, br s), 10.6 (1H, br s), 8.52 (1H, d, J=8.9Hz), 7.78 (1H, d, J=1.2Hz), 7.37 (1H, d, J=1.8Hz), 7.05 (1H, dd, J=1.8, 8.9Hz), 2.63 (3H, d, J=1.2Hz), 2.43 (2H, m), 2.35-2.24 (1H, m), 1.07 (6H, d, J=6.4Hz).

**Ex. 378: 3-Acetyl-amino-6-chloro-2-[2-(5-methylthiazoyl)]indole**

25 To a suspension of sodium hydride (60% w/w dispersion in mineral oil, 900 mg, 22.5 mmol) in DMF (30 ml) was added a solution of 4-chloro-2-(ethoxycarbonylamino)benzotrile (5 g, 22.5 mmol) in DMF (10 ml) at 0 °C. After stirring for 1 h at 0 °C, 2-bromoacetyl-5-methylthiazole was added and the resulting  
30 mixture was stirred at room temperature for 18 h, and then quenched with ethyl acetate (1 ml). The mixture was poured into water (50 ml), and extracted with ethyl acetate (100 ml). The organic layer was washed with saturated aqueous sodium bicarbonate (50 ml) and brine (50 ml). The organic layer was dried (MgSO<sub>4</sub>) and solvent removed. The residue was diluted with ethanol (10 ml) and water (5 ml), and then potassium  
35 carbonate (ca. 1 g) was added. The mixture was stirred at room temperature for 4 h, and then poured into saturated aqueous ammonium chloride and extracted with ethyl acetate (100 ml). The organic layer was washed with brine (50 ml), dried (MgSO<sub>4</sub>)

and concentrated. The residue was purified by flash column chromatography eluting with ethyl acetate/hexane (1/5) and recrystallization from methanol/dichloromethane/hexane to give 100 mg (4 %) of the title compound as yellow solids. m.p.: 215-217 °C <sup>1</sup>H-NMR (CDCl<sub>3</sub>) δ: 11.07 (1H, br s), 10.5 (1H, br s), 8.44 (1H, d, J=9.2Hz), 7.75 (1H, d, J=1.1Hz), 7.34 (1H, d, J=1.8Hz), 7.03 (1H, dd, J=1.8,9.2Hz), 2.62 (3H, s), 2.32 (3H, s).

**Ex. 379: 3-Acetylamino-6-chloro-2-[3-(1-methylpyrrolyl)carbonyl]indole**

**Step 1. 3-Bromoacetyl-1-methylpyrrole**

The title compound was prepared according to the procedure described in step 4 of Example 370 employing 3-acetyl-1-methylpyrrole (Synthesis, 1990, 212).

<sup>1</sup>H-NMR (CDCl<sub>3</sub>) δ: 7.34(1H,s), 6.61(2H,br.s), 4.19(2H,d,J=0.66Hz), 3.71(3H,s)

**Step 2. 3-Amino-6-chloro-1-ethoxycarbonyl-2-[3-(1-methylpyrrolyl)carbonyl]indole**

The title compound was prepared according to the procedure described in step 2 of Example 1 employing 4-chloro-2-(ethoxycarbonylamino)benzotrile and 3-bromoacetyl-1-methylpyrrole (step 1). <sup>1</sup>H-NMR (CDCl<sub>3</sub>) δ: 8.22 (1H, d, J=1.3Hz), 7.47 (1H, d, J=8.4Hz), 7.27 (1H, dd, J=1.8, 8.4 Hz), 7.18 (1H, d, J=1.8Hz), 6.57-6.55 (2H, m), 5.38 (2H, br s), 4.02 (2H, q, J=7.1Hz), 3.67 (3H, s), 0.98 (3H, t, J=7.1Hz)

**Step 3. 6-Chloro-3-diacetylamino-1-ethoxycarbonyl-2-[3-(1-methylpyrrolyl)carbonyl]indole**

To a mixture of 3-amino-6-chloro-1-ethoxycarbonyl-2-[3-(1-methylpyrrolyl)carbonyl]indole (step 2, 337 mg, 0.95 mmol) and pyridine (89 ml, 1.1 mmol) in dichloromethane (5 ml) was added acetyl chloride (75 ml, 1.05 mmol) at room temperature. After stirring for 1 h, the mixture was poured into 2N aqueous HCl (20 ml) and extracted with ethyl acetate (80 ml). The organic layer was washed with water (20 ml), saturated aqueous sodium bicarbonate (20 ml) and brine (20 ml), and then dried (MgSO<sub>4</sub>). Removal of solvent gave 208 mg (93 %) of the title compound as a yellow oil. <sup>1</sup>H-NMR (CDCl<sub>3</sub>) δ: 8.30 (1H, d, J=1.65Hz), 7.34 (1H, dd, J=1.65, 7.91Hz), 7.27 (1H, d, J=7.91Hz), 7.07 (1H, s), 6.58 (2H, br s), 4.30 (2H, q, J=7.25Hz), 3.63 (3H, s), 2.32 (6H, s), 1.22 (3H, t, J=7.25Hz).

**Step 4. 3-Acetylamino-6-chloro-2-[3-(1-methylpyrrolyl)carbonyl]indole**

6-Chloro-3-diacetylamino-1-ethoxycarbonyl-2-[3-(1-methylpyrrolyl)carbonyl]indole (step 3, 200mg) was diluted with a mixture of ethanol (20 ml) and water (10 ml), and then potassium hydroxide (ca. 1 g) was added. After stirring for 4 h at room temperature, the mixture was poured into saturated aqueous ammonium chloride (20 ml) and extracted with ethyl acetate (80 ml). The organic layer was washed with brine (29 ml), dried (MgSO<sub>4</sub>) and concentrated. The residue was purified by flash column chromatography eluting with ethyl acetate/hexane (1/2) to

give 45mg (27 %) of the titled compound as yellow solids. m.p.: 205-206 °C

<sup>1</sup>H-NMR (CDCl<sub>3</sub>) δ: 10.7 (1H, br s), 10.2 (1H, br s), 8.07 (1H, d, J=8.7Hz), 7.49-7.46 (2H, m), 7.01 (1H, d, J=8.7Hz), 6.73 (2H, m), 3.77 (3H, s), 2.23 (3H, s).

**Ex. 380:**

5 3-(2-Acetoxyisobutyrylamino)-6-chloro-2-(4-methylpyridine-2-carbonyl)indole

The title compound was prepared according to the procedure described in Example 19 employing 3-amino-6-chloro-2-(4-methylpyridine-2-carbonyl)indole (Example 70) and 2-acetoxyisobutyryl chloride. m.p.: 222-223 °C

10 <sup>1</sup>H-NMR (CDCl<sub>3</sub>) δ: 12.03 (1 H, br s), 11.45 (1 H, br s), 8.63 (1 H, d, J=4.6 Hz), 8.56 (1 H, d, J=9.2 Hz), 8.17 (1 H, t, J=0.8 Hz), 7.40 (1 H, d, J=1.5 Hz), 7.37 (1 H, dt, J=4.9, 0.8 Hz), 7.04 (1 H, dd, J=8.9, 1.9 Hz), 2.51 (3 H, s), 2.29 (3 H, s), 1.81 (6 H, s).

**Ex. 381:**

6-Chloro-3-(2-hydroxyisobutyrylamino)-2-(4-methylpyridine-2-carbonyl)indole

15 The title compound was prepared according to the procedure described in Example 361 employing 3-(2-acetoxyisobutyrylamino)-6-chloro-2-(4-methylpyridine-2-carbonyl)indole (Example 380). m.p.: 217-219°C <sup>1</sup>H-NMR (CDCl<sub>3</sub>) δ: 12.07 (1 H, br s), 11.70 (1 H, br s), 8.62 (1 H, dd, J=4.9, 0.5 Hz), 8.55 (1 H, d, J=9.1 Hz), 8.21 (1 H, dd, J=1.0, 0.7 Hz), 7.40 (1 H, dd, J=2.0, 0.5 Hz), 7.36 (1 H, ddd, J=5.1, 1.8, 0.7 Hz), 7.05 (1 H, dd, J=9.1, 1.8Hz), 2.86 (1 H, br s), 2.48 (3H, s), 1.67 (6 H, s).

20 **Ex. 382:**

3-[[S]-2-Acetoxypropionyl]amino]-6-chloro-2-(4-methylpyridine-2-carbonyl)indole

The title compound was prepared according to the procedure described in Example 19 employing 3-amino-6-chloro-2-(4-methylpyridine-2-carbonyl)indole (Example 70) and (S)-(-)-2-acetoxypropionyl chloride. m.p.: 213-214 °C

25 <sup>1</sup>H-NMR (CDCl<sub>3</sub>) δ: 12.06 (1 H, br s), 11.53 (1 H, br s), 8.61 (1 H, d, J=4.9 Hz), 8.57 (1 H, d, J=9.1 Hz), 8.16 (1 H, t, J=0.9 Hz), 7.40 (1 H, dd, J=1.8, 0.9 Hz), 7.36 (1 H, ddd, J=4.9, 1.8, 0.8 Hz), 7.05 (1 H, dd, J=8.9, 1.8 Hz), 5.49 (1 H, q, J=6.9 Hz), 2.51 (3 H, s), 2.42 (3 H, s), 1.67 (3 H, d, J=6.9 Hz).

**Ex. 383:**

30 6-Chloro-3-[[S]-2-hydroxypropionyl]amino]-2-(4-methylpyridine-2-carbonyl)indole

The title compound was prepared according to the procedure described in Example 361 employing 3-[[S]-2-acetoxypropionyl]amino]-6-chloro-2-(4-methylpyridine-2-carbonyl)indole (Example 382). m.p.: 206-207 °C

35 <sup>1</sup>H-NMR (CDCl<sub>3</sub>) δ: 12.07 (1 H, br s), 11.52 (1 H, br s), 8.64 (1 H, d, J=5.1 Hz), 8.54 (1 H, d, J=9.2 Hz), 8.21 (1 H, s), 7.42 (1 H, d, J=1.8 Hz), 7.38 (1 H, ddd, J=4.9, 1.7, 0.9 Hz), 7.07 (1 H, dd, J=9.0, 1.9Hz), 4.55 (1H, br s), 2.89 (1 H, d, J=4.3 Hz), 2.50 (3H, s), 1.66 (3 H, d, J=6.8 Hz).

**Ex. 384:****6-Chloro-3-(2-chloroacetyl-amino)-2-(4-methylpyridine-2-carbonyl)indole**

The title compound was prepared, according to the procedure described in Example 19 employing 3-amino-6-chloro-2-(4-methylpyridine-2-carbonyl)indole (Example 70) and chloroacetyl chloride. m.p.: 224-225 °C

<sup>1</sup>H-NMR (CDCl<sub>3</sub>) δ: 12.12 (1 H, br s), 11.65 (1 H, br s), 8.64 (1 H, d, J=5.1 Hz), 8.43 (1 H, d, J=8.7 Hz), 8.23 (1 H, s), 7.43 (1 H, d, J=1.8 Hz), 7.39 (1 H, ddd, J=4.4, 1.0, 0.6 Hz), 7.07 (1 H, dd, J=9.2, 2.0 Hz), 4.32 (2H, s), 2.50 (3H, s).

**Ex. 385: 6-Chloro-3-[2-(N,N-dimethylamino)acetyl-amino]-2-(4-methylpyridine-2-carbonyl)indole**

The title compound was prepared according to the procedure in step 2 of Example 122 employing 6-chloro-3-(2-chloroacetyl-amino)-2-(4-methylpyridine-2-carbonyl)indole (Example 384). m.p.: 193-194 °C

<sup>1</sup>H-NMR (CDCl<sub>3</sub>) δ: 12.08 (1 H, br s), 11.67 (1 H, br s), 8.62 (1 H, d, J=4.9 Hz), 8.48 (1 H, d, J=9.1 Hz), 8.22 (1 H, t, J=0.8 Hz), 7.41 (1 H, dd, J=2.0, 0.5 Hz), 7.36 (1 H, ddd, J=5.0, 1.8, 0.7 Hz), 7.05 (1 H, dd, J=9.1, 2.0 Hz), 3.24 (2 H, s), 2.51 (6 H, s), 2.50 (3 H, s).

**Ex. 386:****6-Chloro-3-(3-chloropropionyl-amino)-2-(4-methylpyridine-2-carbonyl)indole**

The title compound was prepared according to the procedure described in Example 19 employing 3-amino-6-chloro-2-(4-methylpyridine-2-carbonyl)indole (Example 70) and 3-chloropropionyl chloride.

<sup>1</sup>H-NMR (CDCl<sub>3</sub>) δ: 11.96 (1 H, br s), 10.97 (1 H, br s), 8.60 (1 H, d, J=4.9 Hz), 8.44 (1 H, d, J=8.9 Hz), 8.14 (1 H, s), 7.35-7.39 (2 H, m), 7.04 (1 H, dd, J=9.1, 1.5 Hz), 3.96 (2 H, t, J=6.7 Hz), 3.03 (2 H, t, J=6.7 Hz), 2.50 (3H, s).

**Ex. 387: 6-Chloro-3-[3-(N,N-dimethylamino)propionyl-amino]-2-(4-methylpyridine-2-carbonyl)indole**

The title compound was prepared according to the procedure described in step 2 of Example 122 employing 6-chloro-3-(3-chloropropionyl-amino)-2-(4-methylpyridine-2-carbonyl)indole (Example 386). m.p.: 170-171 °C

<sup>1</sup>H-NMR (CDCl<sub>3</sub>) δ: 12.04 (1 H, br s), 11.37 (1 H, br s), 8.62 (1 H, d, J=5.1 Hz), 8.33 (1 H, d, J=9.1 Hz), 8.17 (1 H, t, J=0.8 Hz), 7.40 (1 H, dd, J=1.9, 0.6 Hz), 7.36 (1 H, ddd, J=4.9, 1.8, 0.8 Hz), 7.32 (1 H, dd, J=9.0, 1.9 Hz), 2.78-2.84 (2 H, m), 2.68-2.74 (2 H, m), 2.51 (3 H, s), 2.39 (6 H, s).

**Ex. 388:****6-Chloro-2-(3-hydroxymethyl-2-furoyl)-3-(2-isobutyrylamino)indole**

Step 1. 2-(3-acetoxymethyl-2-furoyl)-3-amino-6-chloro-1-(ethoxycarbonyl)indole

The title compound was prepared according to the procedure described in Step 2 of Example 1 from 4-chloro-2-(ethoxycarbonylamino)benzotrile (Example 1, step 1) and 3-acetoxymethyl-2-(bromoacetyl)furan (Example 372, step 1).

<sup>1</sup>H-NMR (CDCl<sub>3</sub>) δ: 8.27 (1H, d, J=1.3 Hz), 7.51 (1H, d, J=8.2), 7.43 (1H, d, J=1.6 Hz), 7.27 (1H, dd, J=2.0, 8.4 Hz), 6.60 (1H, d, J=1.6 Hz), 5.50 (2H, s), 4.03 (2H, q, J=7.1 Hz), 2.14 (3H, s), 1.03 (3H, t, J=7.1 Hz).

Step 2. 2-(3-Acetoxymethyl-2-furoyl)-6-chloro-1-ethoxycarbonyl-3-(isobutyrylamino)indole

The title compound was prepared according to the procedure described in step 1 of Example 2 employing 2-(3-acetoxymethyl-2-furoyl)-3-amino-6-chloro-1-(ethoxycarbonyl)indole (step 1) and isobutyryl chloride.

Step 3. 6-Chloro-2-(3-hydroxymethyl-2-furoyl)-3-(isobutyrylamino)indole

The title compound was prepared, according to the procedure described in step 4 of Example 373 employing 2-(3-acetoxymethyl-2-furoyl)-6-chloro-1-ethoxycarbonyl-3-(isobutyrylamino)indole (step 2). m.p.: 170-171 °C <sup>1</sup>H-NMR (CDCl<sub>3</sub>) δ: 10.87 (1 H, br s), 9.47 (1 H, br s), 8.52 (1 H, d, J=8.9 Hz), 7.71 (1 H, d, J=1.6 Hz), 7.37 (1 H, d, J=1.3 Hz), 7.08 (1 H, dd, J=9.0, 1.8 Hz), 6.68 (1 H, d, J=1.8 Hz), 4.83 (2 H, d, J=6.8 Hz), 4.57 (1 H, t, J=6.9 Hz), 2.71-2.82 (1 H, m), 1.37 (6 H, d, J=6.9 Hz).

**EXAMPE 389:** 2-(2-Amino-5-chlorobenzoyl)-6-chloro-3-(propionylamino)indole

Step 1. 3-Amino-6-chloro-2-(5-chloro-2-nitrobenzoyl)-1-(ethoxycarbonyl)indole

The title compound was prepared according to the procedure described in step 2 of Example 1 from 4-chloro-2-(ethoxycarbonylamino)benzotrile (Example 1, step 1) and 5-chloro-2-nitrophenacyl bromide (Schofield, K.; and Simpson, J. C. E.; *J. Chem. Soc.*, **1947**, 1170-1174.). <sup>1</sup>H-NMR (CDCl<sub>3</sub>) δ: 8.12 (1 H, d, J=1.8 Hz), 7.95 (1 H, d, J=8.4 Hz), 7.56-7.48 (3 H, m), 7.31 (1 H, dd, J=1.6, 8.4 Hz), 6.32 (2 H, br s), 3.99 (2 H, q, J=7.1 Hz), 1.09 (3 H, t, J=7.1 Hz).

Step 2. 3-Amino-6-chloro-2-(5-chloro-2-nitrobenzoyl)indole

The title compound was prepared according to the procedure described in step 3 of Example 1 from 3-amino-6-chloro-2-(5-chloro-2-nitrobenzoyl)-1-(ethoxycarbonyl)indole (step 1). m.p.: 233-234 °C

IR (KBr) ν: 3439, 1626, 1512, 1337, 1312, 1267, 1242, 1061, 880 cm<sup>-1</sup>

<sup>1</sup>H-NMR (DMSO-d<sub>6</sub>) δ: 10.26 (1 H, br s), 8.25 (1 H, d, J=8.7 Hz), 7.92 (1 H, d, J=8.7 Hz), 7.86 (1 H, dd, J=2.3, 8.7 Hz), 7.77 (1 H, d, J=2.3 Hz), 7.15 (1 H, d, J=1.6 Hz), 6.97 (2 H, br s), 6.95 (1 H, dd, J=1.6, 8.6 Hz).

Step 3. 6-Chloro-2-(5-chloro-2-nitrobenzoyl)-3-(propionylamino)indole

The title compound were prepared according to the procedure described in Example 19 from 3-amino-6-chloro-2-(5-chloro-2-nitrobenzoyl)indole (step 2) and

propionyl chloride. m.p.: 245-246 °C IR (KBr)  $\nu$ : 3078, 1665, 1628, 1580, 1526, 1497, 1340, 1313, 1238, 1022, 843  $\text{cm}^{-1}$   $^1\text{H-NMR}$  (DMSO- $d_6$ )  $\delta$ : 12.09 (1 H, br s), 9.26 (1 H, br s), 8.29 (1 H, d,  $J=8.7$  Hz), 7.87 (1 H, dd,  $J=2.3, 8.7$  Hz), 7.66 (1 H, d,  $J=2.0$  Hz), 7.49 (1 H, d,  $J=8.6$  Hz), 7.46 (1 H, d,  $J=2.0$  Hz), 7.11 (1 H, dd,  $J=1.8, 8.7$  Hz), 1.89 (2 H, q,  $J=7.9$  Hz), 0.84 (3 H, t,  $J=7.9$  Hz).

Step 4. 2-(2-Amino-5-chlorobenzoyl)-6-chloro-3-(propionylamino)indole

A suspension of 6-chloro-2-(5-chloro-2-nitrobenzoyl)-3-(propionylamino)indole (step 3, 540 mg, 1.33 mmol), ammonium chloride (35.6 mg, 0.665 mmol), iron powder (391 mg, 6.65 mmol), ethanol (20 ml) and water (10 ml) was heated at reflux temperature for 1 h. After cooling to room temperature, the mixture was filtered through a pad of Celite. The filtrate was concentrated to give a crystalline residue. Purification by flash column chromatography eluting with ethyl acetate/hexane (1:3) afforded 394 mg (79%) of 2-(2-amino-5-chlorobenzoyl)-6-chloro-3-(propionylamino)indole.  $^1\text{H-NMR}$  ( $\text{CDCl}_3$ )  $\delta$ : 11.67 (1H, br s), 9.76 (1H, br s), 7.58 (1H, d,  $J=8.6$  Hz), 7.43 (1H, d,  $J=1.5$  Hz), 7.35 (1H, d,  $J=2.5$  Hz), 7.26 (1H, dd,  $J=2.5, 8.9$  Hz), 7.09 (1H, dd,  $J=1.8, 8.6$  Hz), 6.99 (2H, br s), 6.83 (1H, d,  $J=8.9$  Hz), 2.12 (2H, q,  $J=7.6$  Hz), 0.90 (3H, t,  $J=7.6$  Hz).

**Ex. 390:**

2-(2-Amino-5-chlorobenzoyl)-6-chloro-3-(propionylamino)indole hydrochloride

2-(2-Amino-5-chlorobenzoyl)-6-chloro-3-(propionylamino)indole (Example 389, 394 mg) was dissolved in 10% HCl-methanol (10 ml) and the solvent was removed. The residue was crystallized from ethyl acetate/ethanol to give 175 mg (41%) of the title compound. m.p.: 184-185 °C IR(KBr) $\nu$ : 3200, 1618, 1541, 1491, 1321, 1232, 1061, 920  $\text{cm}^{-1}$   $^1\text{H-NMR}$  (DMSO- $d_6$ )  $\delta$ : 11.70 (1 H, br s), 9.79 (1 H, br s), 7.59 (2 H, br d,  $J=8.6$  Hz), 7.44 (1 H, d,  $J=1.6$  Hz), 7.36 (1 H, d,  $J=2.5$  Hz), 7.28 (1 H, dd,  $J=2.5, 8.7$  Hz), 7.10 (1 H, dd,  $J=1.6, 8.6$  Hz), 6.85 (1 H, d,  $J=8.7$  Hz), 2.12 (2 H, q,  $J=7.6$  Hz), 0.89 (3 H, t,  $J=7.6$  Hz).

**Ex. 391:**

2-(2-Acetylamino-5-chlorobenzoyl)-6-chloro-3-(propionylamino)indole

To a solution of 2-(2-amino-5-chlorobenzoyl)-6-chloro-3-(propionylamino)indole (Example 389, 217 mg, 0.576 mmol) and pyridine (0.12 ml, 1.50 mmol) in dichloromethane (10 ml) was added acetyl chloride (53  $\mu\text{l}$ , 0.749 mmol) at 0°C. After stirring at room temperature for 1 h, the mixture was concentrated and the residue was diluted with ethyl acetate (100 ml). The solution was washed with 2N aqueous HCl (30 ml x 2), saturated aqueous sodium bicarbonate (30 ml), and dried ( $\text{MgSO}_4$ ). Removal of solvent gave a crystalline residue. Recrystallization from

ethyl acetate gave 163 mg (68%) of the title compound. m.p.: 264-266 °C IR (KBr)  $\nu$ : 3260, 1676, 1655, 1578, 1547, 1508, 1313, 1234, 1205, 1006, 918, 841  $\text{cm}^{-1}$   
 $^1\text{H-NMR}$  (DMSO- $d_6$ )  $\delta$ : 11.77 (1 H, br s), 10.09 (1 H, br s), 9.39 (1 H, br s), 7.77 (1 H, d,  $J=8.4$  Hz), 7.63 (1 H, d,  $J=8.7$  Hz), 7.60 (1 H, dd,  $J=1.5, 8.1$  Hz), 7.44 (1 H, s), 7.40 (1 H, d,  $J=2.6$  Hz), 7.09 (1 H, d,  $J=8.7$  Hz), 2.02 (2 H, q,  $J=7.7$  Hz), 1.93 (3 H, s), 0.84 (3 H, t,  $J=7.7$  Hz).

**Ex. 392:**6-Chloro-2-[3-(hydroxymethyl)pyridine-2-carbonyl]-3-(propionylamino)indoleStep 1. 3-tert-Butyldimethylsilyloxymethyl-2-chloropyridine

10 To a solution of 2-chloro-3-(hydroxymethyl)pyridine (Read, M. W; and Ray, P. S.; *J. Heterocyclic. Chem.*, **1995**, 32, 1595-1597., 2.81 g, 19.1 mmol) and imidazole (3.25 g, 47.7 mmol) in N,N-dimethylformamide (30 ml) was added tert-butyl dimethylsilyl chloride (3.74 g, 24.8 mmol) at 0°C. The mixture was allowed to warm to room temperature and stirred for 17 h. The solution was diluted with diethyl  
15 ether (200 ml), and the resulting solution was washed with water (100 ml x 3), and dried (MgSO<sub>4</sub>). Removal of solvent gave an oily residue. Purification by flash column chromatography eluting with ethyl acetate/hexane (1:15) afforded 3.61 g (73%) of the title compound.

$^1\text{H-NMR}$  (CDCl<sub>3</sub>)  $\delta$ : 8.28 (1 H, dd,  $J=2.0, 4.7$  Hz), 7.91 (1 H, dd,  $J=2.0, 8.1$  Hz), 7.28 (1 H, dd,  $J=4.8, 8.1$  Hz), 4.75 (2 H, s), 0.97 (9 H, s), 0.15 (6 H, s).

Step 2. 2-Bromoacetyl-3-(tert-butyl dimethylsilyloxymethyl)pyridine

The title compound was prepared according to the procedure described in step 1 of Example 366 employing 3-(tert-butyl dimethylsilyloxy)methyl-2-chloropyridine (step 1).

25  $^1\text{H-NMR}$  (CDCl<sub>3</sub>)  $\delta$ : 8.56 (1 H, dd,  $J=1.8, 4.6$  Hz), 8.27 (1 H, dd,  $J=1.8, 7.9$  Hz), 7.54 (1 H, dd,  $J=4.7, 7.8$  Hz), 5.13 (2 H, s), 4.92 (2 H, s), 0.97 (9 H, s), 0.14 (6 H, s).

Step 3. 3-Amino-2-[3-(tert-butyl dimethylsilyloxymethyl)pyridine-2-carbonyl]-6-chloro-1-(ethoxycarbonyl)indole

30 The title compound was prepared according to the procedure described in step 2 of Example 1 employing 4-chloro-2-(ethoxycarbonylamino)benzotrile (Example 1, step 1) and 2-bromoacetyl-3-(tert-butyl dimethylsilyloxymethyl)pyridine (step 2).

$^1\text{H-NMR}$  (CDCl<sub>3</sub>)  $\delta$ : 8.42 (1 H, br d,  $J=4.6$  Hz), 8.21-8.16 (2 H, m), 7.50 (1 H, d,  $J=8.4$  Hz), 7.38 (1 H, dd,  $J=4.7, 7.7$  Hz), 7.24 (1 H, dd,  $J=1.8, 8.4$  Hz), 5.96 (2 H, br s), 5.17 (2 H, s), 3.69 (2 H, q,  $J=7.1$  Hz), 0.99 (9 H, s), 0.93 (3 H, t,  $J=7.1$  Hz), 0.17 (6 H, s).

35 Step 4. 2-[3-(tert-Butyldimethylsilyloxymethyl)pyridine-2-carbonyl]-6-chloro-1-ethoxycarbonyl-3-(propionylamino)indole.

The title compound was prepared according to the procedure described in step 1 of Example 2 employing 3-amino-2-[3-(tert-butyldimethylsilyloxymethyl)pyridine-2-carbonyl]-6-chloro-1-(ethoxycarbonyl)indole (step 3) and propionyl chloride. <sup>1</sup>H-NMR (CDCl<sub>3</sub>) δ: 9.48 (1 H, br s), 8.45 (1 H, dd, J=1.5, 4.5 Hz), 8.25 (1 H, dd, J=1.5, 8.1 Hz), 8.16 (1 H, d, J=1.8 Hz), 8.08 (1 H, d, J=8.9 Hz), 7.44 (1 H, dd, J=4.6, 7.9 Hz), 7.25 (1 H, dd, J=1.8, 8.8 Hz), 5.20 (2 H, s), 3.86 (2 H, q, J=7.1 Hz), 2.50 (2 H, q, J=7.6 Hz), 1.26 (3 H, t, J=7.6 Hz), 1.00 (9 H, s), 1.00 (3 H, t, J=7.0 Hz), 0.18 (6 H, s).

Step 5. 2-[3-(tert-Butyldimethylsilyloxymethyl)pyridine-2-carbonyl]-6-chloro-3-(propionylamino)indole.

To a solution of 2-[3-(tert-butyldimethylsilyloxymethyl)pyridine-2-carbonyl]-6-chloro-1-ethoxycarbonyl-3-(propionylamino)indole (step 4, 890 mg, 1.64 mmol) in ethanol-THF (2:1, 30 ml) was added 2N aqueous NaOH (5 ml) at 0°C. After stirring for 1.5 h, the mixture was neutralized with 2N aqueous HCl (5 ml). The mixture was concentrated and the residue was diluted with ethyl acetate (200 ml). The organic solution was washed with water (50 ml x 2), dried (MgSO<sub>4</sub>), and concentrated. The residue was purified by flash column chromatography eluting with ethyl acetate/hexane (1:15) to afford 663 mg (82%) of the title compound.

<sup>1</sup>H-NMR (CDCl<sub>3</sub>) δ: 11.53 (1 H, br s), 10.75 (1 H, br s), 8.67 (1 H, d, J=3.8 Hz), 8.45 (1 H, d, J=8.9 Hz), 8.41 (1 H, d, J=8.1 Hz), 7.59 (1 H, dd, J=4.8, 8.2 Hz), 7.37 (1 H, d, J=2.0 Hz), 7.04 (1 H, dd, J=1.8, 8.9 Hz), 5.26 (2 H, s), 2.63 (2 H, q, J=7.7 Hz), 1.36 (3 H, t, J=7.7 Hz), 0.99 (9 H, s), 0.18 (6 H, s).

Step 6. 6-Chloro-2-[3-(hydroxymethyl)pyridine-2-carbonyl]-3-(propionylamino)indole

To a solution of 2-[3-(tert-butyldimethylsilyloxymethyl)pyridine-2-carbonyl]-6-chloro-3-(propionylamino)indole (step 5, 544 mg, 1.15 mmol) and acetic acid (0.20 ml, 3.50 mmol) in THF (30 ml) was added tetra(n-butylammonium)fluoride (1M in THF, 3.5 ml, 3.50 mmol) at 0°C. The mixture was stirred for 4.5 h at the same temperature and diluted with diethyl ether (200 ml). This solution was washed with saturated aqueous sodium bicarbonate (50 ml), water (50 ml x 2), and dried (MgSO<sub>4</sub>). Removal of solvent gave a crystalline residue. Recrystallization from ethyl acetate afforded 361 mg (88%) of the title compound. m.p.: 198-199 °C IR (KBr) ν: 3250, 1663, 1624, 1607, 1578, 1541, 1472, 1352, 1211, 1178, 1153, 1074, 1045, 1013, 833, 808, 716 cm<sup>-1</sup> <sup>1</sup>H-NMR (CDCl<sub>3</sub>) δ: 11.33 (1 H, br s), 10.74 (1 H, br s), 8.75 (1 H, dd, J=1.6, 4.8 Hz), 8.47 (1 H, d, J=9.1 Hz), 8.00 (1 H, dd, J=1.5, 7.7 Hz), 7.57 (1 H, dd, J=4.8, 7.7 Hz), 7.36 (1 H, d, J=1.8 Hz), 7.05 (1 H, dd, J=1.8 and 9.1 Hz), 4.87 (2 H, d, J=7.3 Hz), 4.00 (1 H, t, J=7.1 Hz), 2.62 (2 H, q, J=7.6 Hz), 1.36 (3 H, t, J=7.6 Hz).

Example 393: 3-Acetylamino-2-benzoyl-7-chloroindole

Step 1. 7-Chloro-3-nitroindole-2-carboxylic acid

Seventy percent nitric acid (3.4 ml) was added to dropwise to acetic anhydride (35 ml) with stirring at room temperature. The mixture was then cooled in an ice bath and 7-chloroindole-2-carboxylic acid (EP 0 622 356 A1, 1.71 g, 8.74 mmol) was added carefully. After stirring for an additional 1.5h, the suspension was filtered and the  
5 filter cake washed with hexane and air-dried. The yield of 7-chloro-3-nitroindole-2-carboxylic acid, yellow solids, was 283 mg (14%). <sup>1</sup>H-NMR (DMSO-d<sub>6</sub>) δ: 13.66 (1H, br s), 8.04 (1H, dd, J=1.1, 8.1 Hz), 7.53 (1H, dd, J=1.1, 7.7 Hz), 7.42 (1H, dd, J=7.7, 8.1 Hz).

Step 2. 7-Chloro-2-[(N-methoxy-N-methylamino)carbonyl]-3-nitroindole

10 A solution of 7-chloro-3-nitroindole-2-carboxylic acid (step 1, 400 mg, 1.7 mmol) in thionyl chloride (2 ml) was heated at 70 °C for 3h, the mixture cooled and concentrated. The residue was dissolved in dichloromethane (20 ml). To the solution was added N,O-dimethylhydroxylamine hydrochloride (326 mg, 3.4 mmol) and pyridine (0.27 ml, 3.4 mmol). After stirring for 16 h, the mixture was poured into  
15 water (100 ml) and extracted with ethyl acetate (200 ml). The organic layer was washed with 2N aqueous HCl (100 ml), water (100 ml), saturated aqueous sodium bicarbonate (100 ml), brine (100 ml), and dried (MgSO<sub>4</sub>). After removal of solvent, the residue was purified by flash column chromatography eluting with ethyl acetate/hexane (1:10~1:1) to give 420 mg (87 %) of the title compound.  
20 tlc: Rf=0.55 (25 % ethyl acetate in hexanes)

Step 3. 3-Amino-7-chloro-2-[(N-methoxy-N-methylamino)carbonyl]indole

To a solution of 7-chloro-2-[(N-methoxy-N-methylamino)carbonyl]-3-nitroindole (step 2, 420 mg, 1.5 mmol) in ethanol-water (2:1, 30 ml) was added iron powder (168 mg, 3 mmol) and ammonium chloride (160 mg, 3 mmol). The mixture  
25 was heated at 50 °C for 2h, and then cooled to room temperature. After filtration through a pad of Celite, the filtrate was concentrated. The residue was purified by flash column chromatography eluting with ethyl acetate/hexane (1:10~1:1) to give 287 mg (75 %) of the title compound.

<sup>1</sup>H-NMR (CDCl<sub>3</sub>) δ: 8.56 (1H, br s), 7.46 (1H, d, J=7.9 Hz), 7.28 (1H, d, J=7.6Hz),  
30 6.94 (1H, t, J=7.6, 7.9Hz), 5.27 (1H, br s), 3.82 (3H, s), 3.36 (3H, s)

Step 4. 3-Acetylamino-7-chloro-2-[(N-methoxy-N-methylamino)carbonyl]indole

To a solution of 3-amino-7-chloro-2-[(N-methoxy-N-methylamino)carbonyl]indole (step 3, 287 mg, 1.1 mmol) in dichloromethane (10 ml) was added pyridine (2 ml) and acetic anhydride (0.16 ml, 1.7 mmol) at room  
35 temperature. After stirring for 3 h, the mixture was poured into water (100 ml) and extracted with ethyl acetate (150 ml). The organic layer was washed with 2N aqueous HCl (100 ml), water (100 ml), saturated aqueous sodium bicarbonate (100 ml), brine

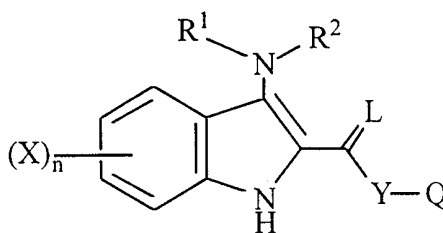
(100 ml), and dried (MgSO<sub>4</sub>). After removal of solvent, the residue was purified by flash column chromatography eluting with ethyl acetate/hexane (1:10~1:1) to give 320 mg (98 %) of the title compound.

<sup>1</sup>H-NMR (CDCl<sub>3</sub>) δ: 9.95 (1H, br s), 9.19 (1H, d, J=7.6Hz), 8.08 (1H, d, J=8.4Hz), 7.31  
5 (1H, d, J=7.6Hz), 7.04 (1H, dd, J=7.6, 8.4Hz), 3.82 (3H, s), 3.41 (3H, s)

Step 5. 3-Acetylamino-2-benzoyl-7-chloroindole

To a solution of 3-acetylamino-7-chloro-2-[(N-methoxy-N-methylamino)carbonyl]indole (step 4, 321 mg, 1.08 mmol) in diethyl ether-tetrahydrofuran (1:1, 10 ml) was added phenyl lithium (1M solution in cyclohexane,  
10 5.4 ml, 5.42 mmol) at -78°C. After stirring for 1 h, the mixture was allowed to warm to 0 °C and stirred for an additional 2 h. The mixture was quenched with saturated aqueous ammonium chloride (20 ml) and extracted with ether (150 ml). The organic layer was washed with water (50 ml) and dried (MgSO<sub>4</sub>). Removal of solvent gave an oily residue. Purification by flash column chromatography eluting with ethyl  
15 acetate/hexane (1:3) afforded yellow crystals. Recrystallization from ethyl acetate gave 87 mg (26 %) of the title compound. m.p.: 185-188 °C IR (KBr) ν: 3240, 1690, 1628, 1543, 1375, 1315, 1250, 725 cm<sup>-1</sup> <sup>1</sup>H-NMR (CDCl<sub>3</sub>) δ: 9.77 (1 H, br s), 8.36 (1 H, br s), 8.18 (1 H, d, J=8.6 Hz), 7.87-7.83 (2 H, m), 7.71-7.57 (3 H, m), 7.40 (1 H, dd, J=1.0, 7.6 Hz), 7.10 (1 H, dd, J=7.6, 8.4 Hz), 2.26 (3 H, s).

The chemical structures of the compounds prepared in the Examples 1 to 393 are summarized in the following tables.

**TABLE**

(I)

5

Ex.#	L	X	Y	R <sup>1</sup>	R <sup>2</sup>	Q	
10	1	O	6-Cl	-	H	H	phenyl
	2	O	6-Cl	-	H	CH <sub>3</sub> -C(O)-	phenyl
	3	O	6-Cl	-	H	(CH <sub>3</sub> ) <sub>2</sub> C(O)-	phenyl
	4	O	6-Cl	-	H	phenyl-C(O)-	phenyl
	5	O	6-Cl	-	H	C <sub>2</sub> H <sub>5</sub> -C(O)-	phenyl
15	6	O	6-Cl	-	H	CH <sub>2</sub> =CH-C(O)-	phenyl
	7	O	6-Cl	-	H	C <sub>3</sub> H <sub>7</sub> -C(O)-	phenyl
	8	O	6-Cl	-	H	cyclohexyl-C(O)-	phenyl
	9	O	6-Cl	-	H	(CH <sub>3</sub> ) <sub>3</sub> C-C(O)-	phenyl
	10	O	6-Cl	-	H	(CH <sub>3</sub> ) <sub>2</sub> CH-CH <sub>2</sub> -C(O)-	phenyl
20	11	O	6-Cl	-	H	cyclopropyl-C(O)-	phenyl
	12	O	6-Cl	-	H	C <sub>4</sub> H <sub>9</sub> -C(O)-	phenyl
	13	O	6-Cl	-	H	2-thienyl-C(O)-	phenyl
	14	O	6-Cl	-	H	phenyl-(CH <sub>2</sub> ) <sub>2</sub> -C(O)-	phenyl
	15	O	6-Cl	-	H	F <sub>3</sub> C-C(O)-	phenyl
25	16	O	6-Cl	-	H	CH <sub>3</sub> -O-CH <sub>2</sub> -C(O)-	phenyl
	17	O	6-Cl	-	H	CH <sub>3</sub> -C(O)-	4-methoxyphenyl

Ex.#	L	X	Y	R <sup>1</sup>	R <sup>2</sup>	Q	
	18	O	6-Cl	-	H	H	3-methoxyphenyl
5	19	O	6-Cl	-	H	CH <sub>3</sub> -C(O)-	3-methoxyphenyl
	20	O	6-Cl	-	H	CH <sub>3</sub> -C(O)-	2-methylphenyl
	21	O	6-Cl	-	H	H	3-methylphenyl
	22	O	6-Cl	-	H	CH <sub>3</sub> -C(O)-	3-methylphenyl
	23	O	6-Cl	-	H	C <sub>2</sub> H <sub>5</sub> -C(O)-	3-methylphenyl
10	24	O	6-Cl	-	H	C <sub>3</sub> H <sub>7</sub> -C(O)-	3-methylphenyl
	25	O	6-Cl	-	H	C <sub>4</sub> H <sub>9</sub> -C(O)-	3-methylphenyl
	26	O	6-Cl	-	H	(CH <sub>3</sub> ) <sub>2</sub> CH-CH <sub>2</sub> -C(O)-	3-methylphenyl
	27	O	6-Cl	-	H	CH <sub>3</sub> -O-CH <sub>2</sub> -C(O)-	3-methylphenyl
	28	O	6-Cl	-	H	CH <sub>3</sub> -C(O)-	4-methylphenyl
15	29	O	6-Cl	-	H	CH <sub>3</sub> -C(O)-	2-chlorophenyl
	30	O	6-Cl	-	H	H	3-chlorophenyl
	31	O	6-Cl	-	H	CH <sub>3</sub> -C(O)-	3-chlorophenyl
	32	O	6-Cl	-	H	C <sub>2</sub> H <sub>5</sub> -C(O)-	3-chlorophenyl
	33	O	6-Cl	-	H	C <sub>3</sub> H <sub>7</sub> -C(O)-	3-chlorophenyl
20	34	O	6-Cl	-	H	C <sub>4</sub> H <sub>9</sub> -C(O)-	3-chlorophenyl
	35	O	6-Cl	-	H	(CH <sub>3</sub> ) <sub>2</sub> CH-CH <sub>2</sub> -C(O)-	3-chlorophenyl
	36	O	6-Cl	-	H	CH <sub>3</sub> -O-CH <sub>2</sub> -C(O)-	3-chlorophenyl
	37	O	6-Cl	-	H	CH <sub>3</sub> -C(O)-	4-chlorophenyl
	38	O	6-Cl	-	H	CH <sub>3</sub> -C(O)-	3-fluorophenyl
25	39	O	6-Cl	-	H	CH <sub>3</sub> -C(O)-	4-fluorophenyl
	40	O	6-Cl	-	H	H	4-CH <sub>3</sub> S-phenyl
	41	O	6-Cl	-	H	CH <sub>3</sub> -C(O)-	4-CH <sub>3</sub> S-phenyl
	42	O	6-Cl	-	H	H	3-bromophenyl
	43	O	6-Cl	-	H	CH <sub>3</sub> -C(O)-	3-bromophenyl
30	44	O	6-Cl	-	H	CH <sub>3</sub> -C(O)-	3-benzyloxyphenyl
	45	O	6-Cl	-	H	CH <sub>3</sub> -C(O)-	3-hydroxyphenyl

Ex.#	L	X	Y	R <sup>1</sup>	R <sup>2</sup>	Q	
	46	O	6-Cl	-	H	CH <sub>3</sub> -C(O)-	3,4-dichlorophenyl
5	47	O	6-Cl	-	H	H	3,5-difluorophenyl
	48	O	6-Cl	-	H	CH <sub>3</sub> -C(O)-	3,5-difluorophenyl
	49	O	6-Cl	-	H	H	3-F <sub>3</sub> C-phenyl
	50	O	6-Cl	-	H	(CH <sub>3</sub> ) <sub>2</sub> CH-CH <sub>2</sub> -C(O)-	3-F <sub>3</sub> C-phenyl
	51	O	6-Cl	-	H	H	4-CF <sub>3</sub> O-phenyl
10	52	O	6-Cl	-	H	CH <sub>3</sub> -C(O)-	4-CF <sub>3</sub> O-phenyl
	53	O	6-Cl	-	H	H	3-CH <sub>3</sub> -4-Cl-phenyl
	54	O	6-Cl	-	H	(CH <sub>3</sub> ) <sub>2</sub> CH-CH <sub>2</sub> -C(O)-	3-CH <sub>3</sub> -4-Cl-phenyl
	55	O	6-Cl	-	H	2-chloro-phenyl-C(O)-	phenyl
	56	O	6-Cl	-	H	C <sub>2</sub> H <sub>5</sub> -O-C(O)-(CH <sub>2</sub> ) <sub>2</sub> -C(O)-	phenyl
15	57	O	6-Cl	-	H	NH <sub>2</sub> -C(O)-(CH <sub>2</sub> ) <sub>2</sub> -C(O)-	phenyl
	58	O	6-Cl	-	H	CH <sub>3</sub> C(O)-O-CH(CH <sub>3</sub> )-C(O)-	phenyl
	59	O	6-Cl	-	H	CH <sub>3</sub> CH(OH)-C(O)-	phenyl
	60	O	6-Cl	-	H	CH <sub>3</sub> C(O)-O-(CH <sub>3</sub> ) <sub>2</sub> C-C(O)-	phenyl
	61	O	6-Cl	-	H	(CH <sub>3</sub> ) <sub>2</sub> (HO)C-C(O)-	phenyl
20	62	O	6-Cl	-	H	CH <sub>3</sub> -C(O)-	2-thienyl
	63	O	6-Cl	-	H	CH <sub>3</sub> -C(O)-	2-furyl
	64	O	6-Cl	-	H	H	3-pyridyl
	65	O	6-Cl	-	H	CH <sub>3</sub> -C(O)-	3-pyridyl
	66	O	6-Cl	-	H	H	4-pyridyl
25	67	O	6-Cl	-	H	CH <sub>3</sub> -C(O)-	4-pyridyl
	68	O	6-Cl	-	H	H	4-Cl-2-pyridyl
	69	O	6-Cl	-	H	CH <sub>3</sub> -C(O)-	4-Cl-2-pyridyl
	70	O	6-Cl	-	H	H	4-CH <sub>3</sub> -2-pyridyl
	71	O	6-Cl	-	H	CH <sub>3</sub> -C(O)-	4-CH <sub>3</sub> -2-pyridyl
30	72	O	6-Cl	-	H	H	4-CH <sub>3</sub> O-2-pyridyl
	73	O	6-Cl	-	H	CH <sub>3</sub> -C(O)-	4-CH <sub>3</sub> O-2-pyridyl

Ex.#	L	X	Y	R <sup>1</sup>	R <sup>2</sup>	Q	
	74	O	6-Cl	-	H	(CH <sub>3</sub> ) <sub>2</sub> CH-CH <sub>2</sub> -C(O)-	4-CH <sub>3</sub> O-2-pyridyl
5	75	O	6-Cl	-	H	H	2-thiazolyl
	76	O	6-Cl	-	H	CH <sub>3</sub> -C(O)-	2-thiazolyl
	77	O	6-Cl	-	H	H	2-(5-methylfuryl)
	78	O	6-Cl	-	H	CH <sub>3</sub> -C(O)-	2-(5-methylfuryl)
	79	O	6-Cl	-	H	H	3-furyl
10	80	O	6-Cl	-	H	CH <sub>3</sub> -C(O)-	3-furyl
	81	O	6-Cl	-	H	H	3-phenyl-5-isoxazolyl
	82	O	6-Cl	-	H	CH <sub>3</sub> -C(O)-	3-phenyl-5-isoxazolyl
	83	O	6-Cl	-CH <sub>2</sub> -	H	H	phenyl
	84	O	6-Cl	-CH <sub>2</sub> -	H	CH <sub>3</sub> -C(O)-	phenyl
15	85	O	6-Cl	-	H	H	methyl
	86	O	6-Cl	-	H	CH <sub>3</sub> -C(O)-	methyl
	87	O	6-Cl	-	H	H	ethyl
	88	O	6-Cl	-	H	CH <sub>3</sub> -C(O)-	ethyl
	89	O	6-Cl	-	H	H	(CH <sub>3</sub> ) <sub>3</sub> C-
20	90	O	6-Cl	-	H	CH <sub>3</sub> -C(O)-	(CH <sub>3</sub> ) <sub>3</sub> C-
	91	O	6-Cl	-	H	CH <sub>3</sub> -C(O)-	2-pyrazinyl
	92	O	6-Cl	-	H	CH <sub>3</sub> -C(O)-	2-naphthyl
	93	O	6-Cl	-	H	H	cyclohexyl
	94	O	6-Cl	-	H	CH <sub>3</sub> -C(O)-	cyclohexyl
25	95	O	6-Cl	-	H	(CH <sub>3</sub> ) <sub>2</sub> CH-CH <sub>2</sub> -C(O)-	cyclohexyl
	96	O	5-nitro	-	H	CH <sub>3</sub> -C(O)-	phenyl
	97	O	5-nitro	-	H	(CH <sub>3</sub> ) <sub>2</sub> CH-CH <sub>2</sub> -C(O)-	3-chlorophenyl
	98	O	5-nitro	-	H	CH <sub>3</sub> -O-CH <sub>2</sub> -C(O)-	3-CH <sub>3</sub> -phenyl
	99	O	5-amino	-	H	CH <sub>3</sub> -C(O)-	phenyl
30	100	O	5-H <sub>3</sub> C-	-	H	CH <sub>3</sub> -C(O)-	phenyl

(O)<sub>2</sub>S-HN-

Ex.#	L	X	Y	R <sup>1</sup>	R <sup>2</sup>	Q	
5	101	O	6-CF <sub>3</sub> -	-	H	CH <sub>3</sub> -C(O)-	phenyl
	102	O	5-Br	-	H	CH <sub>3</sub> -C(O)-	phenyl
	103	O	5-Cl	-	H	CH <sub>3</sub> -C(O)-	phenyl
	104	O	5-Cl	-	H	C <sub>2</sub> H <sub>5</sub> -C(O)-	3-Cl-phenyl
	105	O	-	-	H	CH <sub>3</sub> -C(O)-	phenyl
10	106	O	4-Cl	-	H	CH <sub>3</sub> -C(O)-	phenyl
	107	O	4-F	-	H	CH <sub>3</sub> -C(O)-	phenyl
	108	O	6-F	-	H	CH <sub>3</sub> -C(O)-	phenyl
	109	O	6-CH <sub>3</sub>	-	H	CH <sub>3</sub> -C(O)-	phenyl
	110	O	6-cyano	-	H	CH <sub>3</sub> -C(O)-	phenyl
15	111	O	5-Br,6-Cl	-	H	CH <sub>3</sub> -C(O)-	2-(6-CH <sub>3</sub> -pyridyl)
	112	O	6-Cl	-	H	H	2-(6-CH <sub>3</sub> -pyridyl)
	113	O	6-Cl	-	H	CH <sub>3</sub> -C(O)-	2-(6-CH <sub>3</sub> -pyridyl)
	114	O	6-Cl	-	H	2-tetrahydrofuryl-C(O)-	phenyl
	115	O	6-Cl	-	H	(CH <sub>3</sub> O)(CH <sub>3</sub> )C-C(O)-	phenyl
20	116	O	6-Cl	-	H	CF <sub>3</sub> -CH <sub>2</sub> -C(O)-	phenyl
	117	O	6-Cl	-	H	cyclopropyl-CH <sub>2</sub> -C(O)-	phenyl
	118	O	6-Cl	-	H	(CH <sub>3</sub> ) <sub>2</sub> (HO)C-CH <sub>2</sub> -C(O)-	phenyl
	119	O	6-Cl	-	H	CH <sub>3</sub> S-CH <sub>2</sub> -C(O)-	phenyl
	120	O	6-Cl	-	H	CH <sub>3</sub> -S(O)-CH <sub>2</sub> -C(O)-	phenyl
25	121	O	6-Cl	-	H	CH <sub>3</sub> -S(O) <sub>2</sub> -CH <sub>2</sub> -C(O)-	phenyl
	122	O	6-Cl	-	H	(CH <sub>3</sub> ) <sub>2</sub> N-CH <sub>2</sub> -C(O)-	phenyl
	123	O	5,6- dimethoxy	-	H	CH <sub>3</sub> -C(O)-	phenyl
30	124	O	6-Cl	-	H	CH <sub>3</sub> -C(O)-	1-CH <sub>3</sub> -imidazol-2-yl
	125	O	6-Cl	-	H	H	2-pyridyl
	126	O	6-Cl	-	H	CH <sub>3</sub> -C(O)-	2-pyridyl
	127	O	6-Cl	-	H	H	3-cyano-phenyl

Ex.#	L	X	Y	R <sup>1</sup>	R <sup>2</sup>	Q		
		128	O	6-Cl	-	H	H	3-NH <sub>2</sub> -C(O)-phenyl
5		129	O	6-Cl	-	H	CH <sub>3</sub> -C(O)-	3-NH <sub>2</sub> -C(O)-phenyl
		130	O	6-Cl	-	H	CH <sub>3</sub> -C(O)-	3-cyano-phenyl
		131	O	6-Cl	-	H	H	3-HO-C(O)-phenyl
		132	O	6-Cl	-	H	CH <sub>3</sub> -C(O)-	3-HO-C(O)-phenyl
		133	O	6-Cl	-	H	H	3-H <sub>3</sub> C-O-C(O)-phenyl
10		134	O	6-Cl	-	H	CH <sub>3</sub> -C(O)-	3-H <sub>3</sub> C-O-C(O)-phenyl
		135	O	6-Cl	-	H	CH <sub>3</sub> -C(O)-	3-NH <sub>2</sub> -phenyl
		136	O	6-Cl	-	H	CH <sub>3</sub> -C(O)-	3-NH <sub>2</sub> -phenyl
								(hydrochloride)
		137	O	6-Cl	-	H	CH <sub>3</sub> -C(O)-	3-CH <sub>3</sub> -C(O)-HN-phenyl
15		138	O	6-Cl	-	H	CH <sub>3</sub> -C(O)-	3-CH <sub>3</sub> -S(O) <sub>2</sub> -HN-phenyl
		139	O	6-Cl	-	H	CH <sub>3</sub> -C(O)-	3-(CH <sub>3</sub> ) <sub>2</sub> N-phenyl
		140	O	6-Cl	-	H	CH <sub>3</sub> -C(O)-	3-(CH <sub>3</sub> ) <sub>2</sub> N-phenyl
								(hydrochloride)
		141	O	6-Cl	-	H	CH <sub>3</sub> -C(O)-	3,4-(HO) <sub>2</sub> -phenyl
20		142	O	6-Cl	-	H	H	3-NH <sub>2</sub> -S(O) <sub>2</sub> -phenyl
		143	O	6-Cl	-	H	CH <sub>3</sub> -C(O)-	3-NH <sub>2</sub> -S(O) <sub>2</sub> -phenyl
		144	O	6-Cl	-	H	H	3-CH <sub>3</sub> -cyclohexyl
		145	O	6-Cl	-	H	CH <sub>3</sub> -C(O)-	3-CH <sub>3</sub> -cyclohexyl
		146	O	6-Cl	-	CH <sub>3</sub>	CH <sub>3</sub> -C(O)-	phenyl
25		147	O	6-Cl	-	CH <sub>3</sub>	CH <sub>3</sub> -C(O)-	3-CH <sub>3</sub> -phenyl
		148	O	6-Cl	-	CH <sub>3</sub>	CH <sub>3</sub> -C(O)-	3-chlorophenyl
		149	O	6-Cl	-	CH <sub>3</sub>	CH <sub>3</sub> -C(O)-	cyclohexyl
		150	O	6-Cl	-	HO <sub>2</sub> C-CH <sub>2</sub> -	CH <sub>3</sub> -C(O)-	phenyl
		151	O	6-Cl	-	CH <sub>3</sub>	CH <sub>3</sub>	phenyl
30		152	O	6-nitro	-	H	CH <sub>3</sub> -C(O)-	phenyl
		153	O	6-amino	-	H	CH <sub>3</sub> -C(O)-	phenyl

Ex.#	L	X	Y	R <sup>1</sup>	R <sup>2</sup>	Q	
	154	O	5-CH <sub>3</sub> O	-	H	CH <sub>3</sub> -C(O)-	phenyl
5	155	O	6-CH <sub>3</sub> O	-	H	CH <sub>3</sub> -C(O)-	phenyl
	156	O	5-F	-	H	CH <sub>3</sub> -C(O)-	phenyl
	157	O	6-Cl	-	H	(CH <sub>3</sub> ) <sub>3</sub> C-CH <sub>2</sub> -C(O)-	phenyl
	158	O	6-Cl	-	H	2-bromophenyl-C(O)-	phenyl
	159	O	6-Cl	-	H	3-bromophenyl-C(O)-	phenyl
10	160	O	6-Cl	-	H	bromomethyl-C(O)-	phenyl
	161	O	6-Cl	-	H	4-bromophenyl-C(O)-	phenyl
	162	O	6-Cl	-	H	C <sub>16</sub> H <sub>33</sub> -C(O)-	phenyl
	163	O	6-Cl	-	H	C <sub>11</sub> H <sub>23</sub> -C(O)-	phenyl
	164	O	6-Cl	-	H	3,4-dichlorophenyl-C(O)-	phenyl
15	165	O	6-Cl	-	H	3,5-dichlorophenyl-C(O)-	phenyl
	166	O	6-Cl	-	H	C <sub>9</sub> H <sub>19</sub> -C(O)-	phenyl
	167	O	6-Cl	-	H	2-furyl-C(O)-	phenyl
	168	O	6-Cl	-	H	4-fluorophenyl-C(O)-	phenyl
	169	O	6-Cl	-	H	2-iodophenyl-C(O)-	phenyl
20	170	O	6-Cl	-	H	C <sub>3</sub> F <sub>7</sub> -C(O)-	phenyl
	171	O	6-Cl	-	H	4-CF <sub>3</sub> -phenyl-C(O)-	phenyl
	172	O	6-Cl	-	H	4-methylphenyl-S(O) <sub>2</sub> -N- CH(benzyl)	phenyl
	173	O	6-Cl	-	H	C <sub>5</sub> H <sub>11</sub> -C(O)-	phenyl
25	174	O	6-Cl	-	H	C <sub>7</sub> H <sub>15</sub> -C(O)-	phenyl
	175	O	6-Cl	-	H	(C <sub>4</sub> H <sub>9</sub> )CH(C <sub>2</sub> H <sub>5</sub> )-C(O)-	phenyl
	176	O	6-Cl	-	H	3-fluorophenyl-C(O)-	phenyl
	177	O	6-Cl	-	H	C <sub>6</sub> H <sub>13</sub> -C(O)-	phenyl
	178	O	6-Cl	-	H	phoxymethyl-C(O)-	phenyl
30	179	O	6-Cl	-	H	(C <sub>3</sub> H <sub>7</sub> ) <sub>2</sub> CH-C(O)-	phenyl
	180	O	6-Cl	-	H	phenyl-CH=CH-C(O)-	phenyl

Ex.#	L	X	Y	R <sup>1</sup>	R <sup>2</sup>	Q	
	181	O	6-Cl	-	H	phenylmethyl-C(O)-	phenyl
5	182	O	6-Cl	-	H	4-CH <sub>3</sub> O-phenyl-C(O)-	phenyl
	183	O	6-Cl	-	H	CH <sub>3</sub> S-(CH <sub>2</sub> ) <sub>2</sub> -C(O)-	phenyl
	184	O	6-Cl	-	H	2-CH <sub>3</sub> O-phenyl-C(O)-	phenyl
	185	O	6-Cl	-	H	C <sub>15</sub> F <sub>31</sub> -C(O)-	phenyl
	186	O	6-Cl	-	H	(phenoxy)(CH <sub>3</sub> )CH-C(O)-	phenyl
10	187	O	6-Cl	-	H	CH <sub>2</sub> =C(CH <sub>3</sub> )-C(O)-	phenyl
	188	O	6-Cl	-	H	3,5-dinitrophenyl-C(O)-	phenyl
	189	O	6-Cl	-	H	phenyl-CHCl-C(O)-	phenyl
	190	O	6-Cl	-	H	(CH <sub>3</sub> ) <sub>3</sub> C-phenyl-C(O)-	phenyl
	191	O	6-Cl	-	H	CH <sub>2</sub> Cl-(CH <sub>2</sub> ) <sub>3</sub> -C(O)-	phenyl
15	192	O	6-Cl	-	H	(CH <sub>3</sub> )BrCH-C(O)-	phenyl
	193	O	6-Cl	-	H	4-nitro-2-chlorophenyl-C(O)-	phenyl
	194	O	6-Cl	-	H	4-chloromethylphenyl-C(O)-	phenyl
	195	O	6-Cl	-	H	CH <sub>2</sub> Cl-CH <sub>2</sub> -C(O)-	phenyl
	196	O	6-Cl	-	H	trans-CH <sub>3</sub> -CH=CH <sub>2</sub> -C(O)-	phenyl
20	197	O	6-Cl	-	H	(CH <sub>3</sub> )CHCl-C(O)-	phenyl
	198	O	6-Cl	-	H	CH <sub>2</sub> Cl-(CH <sub>2</sub> ) <sub>2</sub> -C(O)-	phenyl
	199	O	6-Cl	-	H	(CH <sub>3</sub> ) <sub>2</sub> C(CH <sub>2</sub> Cl)-C(O)-	phenyl
	200	O	6-Cl	-	H	CH <sub>2</sub> =CH-(CH <sub>2</sub> ) <sub>8</sub> -C(O)-	phenyl
	201	O	6-Cl	-	H	C <sub>10</sub> H <sub>21</sub> -C(O)-	phenyl
25	202	O	6-Cl	-	H	4-cyanophenyl-C(O)-	phenyl
	203	O	6-Cl	-	H	4-Cl-phenyloxymethyl-C(O)-	phenyl
	204	O	6-Cl	-	H	4-Cl-phenyl-C(O)-	phenyl
	205	O	6-Cl	-	H	C <sub>8</sub> H <sub>17</sub> -C(O)-	phenyl
	206	O	6-Cl	-	H	3-nitrophenyl-C(O)-	phenyl
30	207	O	6-Cl	-	H	pentafluorophenyl-C(O)-	phenyl
	208	O	6-Cl	-	H	CCl <sub>3</sub> -C(O)-	phenyl

Ex.#	L	X	Y	R <sup>1</sup>	R <sup>2</sup>	Q	
	209	O	6-Cl	-	H	2-nitrophenoxymethyl-C(O)-	phenyl
5	210	O	6-Cl	-	H	4-nitrophenyl-C(O)-	phenyl
	211	O	6-Cl	-	H	1-naphthyl-C(O)-	phenyl
	212	O	6-Cl	-	H	2-naphthyl-C(O)-	phenyl
	213	O	6-Cl	-	H	1-naphthyl-S(O) <sub>2</sub> - N-CH(benzyl)-C(O)-	phenyl
10	214	O	6-Cl	-	H	4-nitrophenyl-S(O) <sub>2</sub> - N-CH(benzyl)-C(O)-	phenyl
	215	O	6-Cl	-	H	C <sub>17</sub> H <sub>35</sub> -C(O)-	phenyl
	216	O	6-Cl	-	H	C <sub>2</sub> H <sub>5</sub> O-C(O)-(CH <sub>2</sub> ) <sub>3</sub> -C(O)-	phenyl
	217	O	6-Cl	-	H	2-CF <sub>3</sub> -phenyl-C(O)-	phenyl
15	218	O	6-Cl	-	H	3-CF <sub>3</sub> -phenyl-C(O)-	phenyl
	219	O	6-Cl	-	H	2,4,6-trichlorophenyl-C(O)-	phenyl
	220	O	6-Cl	-	H	3-CH <sub>3</sub> -phenyl-C(O)-	phenyl
	221	O	6-Cl	-	H	4-CH <sub>3</sub> -phenyl-C(O)-	phenyl
	222	O	6-Cl	-	H	2-CH <sub>3</sub> -phenyl-C(O)-	phenyl
20	223	O	6-Cl	-	H	C <sub>13</sub> H <sub>27</sub> -C(O)-	phenyl
	224	O	6-Cl	-	H	(CH <sub>3</sub> ) <sub>3</sub> C-CH <sub>2</sub> -CH(CH <sub>3</sub> )- CH <sub>2</sub> -C(O)-	phenyl
	225	O	6-Cl	-	H	4-phenyl-phenyl-C(O)-	phenyl
	226	O	6-Cl	-	H	(CH <sub>3</sub> ) <sub>2</sub> C=CH-C(O)-	phenyl
25	227	O	6-Cl	-	H	5-CF <sub>3</sub> -3-F-phenyl-C(O)-	phenyl
	228	O	6-Cl	-	H	3-CF <sub>3</sub> -2-F-phenyl-C(O)-	phenyl
	229	O	6-Cl	-	H	2,4-diCF <sub>3</sub> -phenyl-C(O)-	phenyl
	230	O	6-Cl	-	H	2-CF <sub>3</sub> -4-F-phenyl-C(O)-	phenyl
	231	O	6-Cl	-	H	3,4,5-triF-phenyl-C(O)-	phenyl
30	232	O	6-Cl	-	H	CHF <sub>2</sub> -(CF <sub>2</sub> ) <sub>3</sub> -C(O)-	phenyl
	233	O	6-Cl	-	H	2-chlorophenylmethyl-C(O)-	phenyl

Ex.#	L	X	Y	R <sup>1</sup>	R <sup>2</sup>	Q
	234	O	6-Cl	-	H	3-CF <sub>3</sub> -4-F-phenyl-C(O)- phenyl
5	235	O	6-Cl	-	H	3,5-diCH <sub>3</sub> O-phenyl-C(O)- phenyl
	236	O	6-Cl	-	H	2,4-difluorophenyl-C(O)- phenyl
	237	O	6-Cl	-	H	(C <sub>2</sub> H <sub>5</sub> )(CH <sub>3</sub> )CH-C(O)- phenyl
	238	O	6-Cl	-	H	C <sub>2</sub> H <sub>5</sub> -CH=CH-CH <sub>2</sub> -CH=CH- CH <sub>2</sub> -CH=CH-(CH <sub>2</sub> ) <sub>7</sub> -C(O)- phenyl
10	239	O	6-Cl	-	H	C <sub>10</sub> H <sub>21</sub> -C(O)- phenyl
	240	O	6-Cl	-	H	(CH <sub>3</sub> ) <sub>3</sub> C-(CH <sub>2</sub> ) <sub>5</sub> -C(O)- phenyl
	241	O	6-Cl	-	H	(CH <sub>3</sub> ) <sub>2</sub> CH-(CH <sub>2</sub> ) <sub>2</sub> -C(O)- phenyl
	242	O	6-Cl	-	H	CH <sub>3</sub> CH <sub>2</sub> C(NO <sub>2</sub> )(CH <sub>3</sub> )- (CH <sub>2</sub> ) <sub>2</sub> -C(O)- phenyl
15	243	O	6-Cl	-	H	Cl <sub>2</sub> C=CHCl-C(O)- phenyl
	244	O	6-Cl	-	H	2,4,6-trifluorophenyl-C(O)- phenyl
	245	O	6-Cl	-	H	3-(2-Cl-6-F-phenyl)-5-methyl isoxaxol-4-yl-C(O)- phenyl
	246	O	6-Cl	-	H	5-CF <sub>3</sub> -2-F-phenyl-C(O)- phenyl
20	247	O	6-Cl	-	H	4-nitro-2-furyl-C(O)- phenyl
	248	O	6-Cl	-	H	(phenoxy)(ethyl)CH-C(O)- phenyl
	249	O	6-Cl	-	H	CH <sub>2</sub> Cl-(CH <sub>2</sub> ) <sub>4</sub> -C(O)- phenyl
	250	O	6-Cl	-	H	2-ethoxy-1-naphthyl phenyl
	251	O	6-Cl	-	H	2-chloro-3-pyridyl-C(O)- phenyl
25	252	O	6-Cl	-	H	3-(2,6-diCl-phenyl)-5-methyl isoxaxol-4-yl-C(O)- phenyl
	253	O	6-Cl	-	H	4-CF <sub>3</sub> -2-F-phenyl-C(O)- phenyl
	254	O	6-Cl	-	H	3-CF <sub>3</sub> O-phenyl-C(O)- phenyl
	255	O	6-Cl	-	H	(C <sub>3</sub> H <sub>7</sub> )(CH <sub>3</sub> )CH-C(O)- phenyl
30	256	O	6-Cl	-	H	CH <sub>3</sub> O-C(O)-(CH <sub>2</sub> ) <sub>4</sub> -C(O)- phenyl
	257	O	6-Cl	-	H	(C <sub>2</sub> H <sub>5</sub> )(phenyl)CH-C(O)- phenyl

Ex.#	L	X	Y	R <sup>1</sup>	R <sup>2</sup>	Q
5	258	O	6-Cl	-	H	3-(2-Cl-phenyl)-5-methyl phenyl isoxaxol-4-yl-C(O)-
	259	O	6-Cl	-	H	4-chlorophenylmethyl-C(O)- phenyl
	260	O	6-Cl	-	H	4-CH <sub>3</sub> -phenylmethyl-C(O)- phenyl
	261	O	6-Cl	-	H	1-CH <sub>3</sub> -cyclohexyl-C(O)- phenyl
	262	O	6-Cl	-	H	(CH <sub>2</sub> Br)-(CH <sub>2</sub> ) <sub>2</sub> -C(O)- phenyl
10	263	O	6-Cl	-	H	CH <sub>3</sub> O-C(O)-(CH <sub>2</sub> ) <sub>2</sub> -C(O)-phenyl
	264	O	6-Cl	-	H	3,4,5-tri(CH <sub>3</sub> O)-phenyl-C(O)- phenyl
	265	O	6-Cl	-	H	CH <sub>3</sub> O-C(O)-(CH <sub>2</sub> ) <sub>3</sub> -C(O)- phenyl
	266	O	6-Cl	-	H	2,3,4-triF-phenyl-C(O)- phenyl
	267	O	6-Cl	-	H	3-nitro-4-Cl-phenyl-C(O)- phenyl
15	268	O	6-Cl	-	H	4-C <sub>3</sub> H <sub>7</sub> -phenyl-C(O)- phenyl
	269	O	6-Cl	-	H	CH <sub>3</sub> -C(O)-O-CH(phenyl)-C(O)- phenyl
	270	O	6-Cl	-	H	CH <sub>2</sub> Cl-CHCl-C(O)- phenyl
	271	O	6-Cl	-	H	(CH <sub>2</sub> Br)-(CH <sub>2</sub> ) <sub>3</sub> -C(O)- phenyl
	272	O	6-Cl	-	H	4-CH <sub>3</sub> O-phenylmethyl-C(O)- phenyl
20	273	O	6-Cl	-	H	phenyl-CH <sub>2</sub> O-CH <sub>2</sub> -C(O)- phenyl
	274	O	6-Cl	-	H	2-thienylmethyl-C(O)- phenyl
	275	O	6-Cl	-	H	2,3-di-F-phenyl-C(O)- phenyl
	276	O	6-Cl	-	H	2,5-di-F-phenyl-C(O)- phenyl
	277	O	6-Cl	-	H	(CH <sub>2</sub> Br)-(CH <sub>2</sub> ) <sub>4</sub> -C(O)- phenyl
25	278	O	6-Cl	-	H	3,4-di(CH <sub>3</sub> O)-phenyl-C(O)- phenyl
	279	O	6-Cl	-	H	cyclobutyl-C(O)- phenyl
	280	O	6-Cl	-	H	3-CH <sub>3</sub> O-phenyl-C(O)- phenyl
	281	O	6-Cl	-	H	2,6-di-F-phenyl-C(O)- phenyl
	282	O	6-Cl	-	H	(CH <sub>2</sub> Br)-CH <sub>2</sub> -C(O)- phenyl
30	283	O	6-Cl	-	H	2,3,6-triF-phenyl-C(O)- phenyl
	284	O	6-Cl	-	H	3-CHCl <sub>2</sub> -phenyl-C(O)- phenyl

Ex.#	L	X	Y	R <sup>1</sup>	R <sup>2</sup>	Q
		6-Cl	-	H	cyclopentylethyl-C(O)-	phenyl
5		6-Cl	-	H	4-butylphenyl-C(O)-	phenyl
		6-Cl	-	H	2-CH <sub>3</sub> C(O)O-phenyl-C(O)-	phenyl
		6-Cl	-	H	3-ClCH <sub>2</sub> -phenyl-C(O)-	phenyl
		6-Cl	-	H	2-nitro-phenyl-C(O)-	phenyl
		6-Cl	-	H	3,5-diF-phenyl-C(O)-	phenyl
10		6-Cl	-	H	3,4-di(CH <sub>3</sub> O) phenyl-methyl-C(O)-	phenyl
		6-Cl	-	H	(phenyl) <sub>2</sub> CH-C(O)-	phenyl
		6-Cl	-	H	3,5-(CF <sub>3</sub> ) <sub>2</sub> -phenyl-C(O)-	phenyl
		6-Cl	-	H	2,4-diCl-5-F-phenyl-C(O)-	phenyl
15		6-Cl	-	H	3-methoxyphenylmethyl-C(O)-	phenyl
		6-Cl	-	H	C <sub>7</sub> F <sub>15</sub> -C(O)-	phenyl
		6-Cl	-	H	(phenyl) <sub>2</sub> CCl-C(O)-	phenyl
		6-Cl	-	H	4-C <sub>6</sub> H <sub>13</sub> -phenyl-C(O)-	phenyl
		6-Cl	-	H	4-C <sub>7</sub> H <sub>15</sub> -O-phenyl-C(O)-	phenyl
20		6-Cl	-	H	2,5-(CF <sub>3</sub> ) <sub>2</sub> -phenyl-C(O)-	phenyl
		6-Cl	-	H	CH <sub>3</sub> O-C(O)-(CH <sub>2</sub> ) <sub>6</sub> -C(O)-	phenyl
		6-Cl	-	H	4-ethylphenyl-C(O)-	phenyl
		6-Cl	-	H	2,3,4,5-tetra-F-phenyl-C(O)-	phenyl
		6-Cl	-	H	CH <sub>3</sub> O-C(O)-(CH <sub>2</sub> ) <sub>8</sub> -C(O)-	phenyl
25		6-Cl	-	H	cyclopenty-C(O)-	phenyl
		6-Cl	-	H	3,4-diF-phenyl-C(O)-	phenyl
		6-Cl	-	H	4-CF <sub>3</sub> O-phenyl-C(O)-	phenyl
		6-Cl	-	H	2,4,5-triF-phenyl-C(O)-	phenyl
		6-Cl	-	H	4-butyloxyphenyl-C(O)-	phenyl
30		6-Cl	-	H	2,5-(CH <sub>3</sub> O)-phenyl- methyl-C(O)-	phenyl

Ex.#	L	X	Y	R <sup>1</sup>	R <sup>2</sup>	Q
		6-Cl	-	H	CH <sub>3</sub> -C(O)-O-CH <sub>2</sub> -C(O)-	phenyl
5		6-Cl	-	H	4-pentylphenyl-C(O)-	phenyl
		6-Cl	-	H	4-fluorophenyl-C(O)-	phenyl
		6-Cl	-	H	4-hexyloxy-phenyl-C(O)-	phenyl
		6-Cl	-	H	3-cyclohexenyl-C(O)-	phenyl
		6-Cl	-	H	(R)-(phenyl)(CF <sub>3</sub> )(CH <sub>3</sub> O)C-C(O)-	phenyl
10		6-Cl	-	H	(S)-(phenyl)(CF <sub>3</sub> )(CH <sub>3</sub> O)C-C(O)-	phenyl
		6-Cl	-	H	2-fluorophenyl-C(O)-	phenyl
		6-Cl	-	H	(R)-(phenyl)(NH <sub>2</sub> )CH-C(O)-	phenyl
		6-Cl	-	H	4-ethoxyphenyl-C(O)-	phenyl
		6-Cl	-	H	3-chlorophenyl-C(O)-	phenyl
15		6-Cl	-	H	4-(propyl) <sub>2</sub> N-S(O) <sub>2</sub> - phenyl-C(O)-	phenyl
		6-Cl	-	H	1-naphthylmethyl-C(O)-	phenyl
		6-Cl	-	H	2-F-6-CF <sub>3</sub> -phenyl-C(O)-	phenyl
		6-Cl	-	H	CH <sub>3</sub> O-C(O)-CH <sub>2</sub> -C(O)-	phenyl
20		6-Cl	-	H	2-CF <sub>3</sub> O-phenyl-C(O)-	phenyl
		6-Cl	-	H	5-isoxazolyl-C(O)-	phenyl
		6-Cl	-	H	2-Cl-6-F-phenyl-C(O)-	phenyl
		6-Cl	-	H	5-tert-butyl-2-methyl- pyrazol-3-yl-C(O)-	phenyl
25		6-Cl	-	H	2,3-(CH <sub>3</sub> ) <sub>2</sub> -phenyl-C(O)-	phenyl
		6-Cl	-	H	2-Cl-4-F-phenyl-C(O)-	phenyl
		6-Cl	-	H	4-Br-2-ethyl-5-methyl- pyrazol-3-yl-C(O)-	phenyl
		6-Cl	-	H	4-methyl-1,2,3-thiadiazol-5-yl	phenyl
30		6-Cl	-	H	5-methyl-3-phenyl- isoxazol-4-yl-C(O)-	phenyl

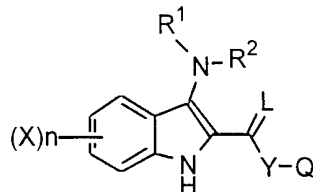


Ex.#	L	X	Y	R <sup>1</sup>	R <sup>2</sup>	Q	
	357	O	6-Cl	-	H	(CH <sub>3</sub> ) <sub>2</sub> C-CH <sub>2</sub> -C(O)-	3-furyl
5	358	O	6-Cl	-	H	C <sub>2</sub> H <sub>5</sub> -C(O)-	4-chloro-2-pyridyl
	359	O	6-Cl	-	H	(CH <sub>3</sub> ) <sub>2</sub> C-CH <sub>2</sub> -C(O)-	4-chloro-2-pyridyl
	360	O	6-Cl	-	H	CH <sub>3</sub> -C(O)-O-(CH <sub>3</sub> ) <sub>2</sub> C-C(O)-	4-chloro-2-pyridyl
	361	O	6-Cl	-	H	(CH <sub>3</sub> ) <sub>2</sub> C(OH)-C(O)-	4-chloro-2-pyridyl
	362	O	6-Cl	-	H	CH <sub>3</sub> -C(O)-O-(CH <sub>3</sub> )CH-C(O)-	4-chloro-2-pyridyl
10	363	O	6-Cl	-	H	CH <sub>3</sub> CH(OH)-C(O)-	4-chloro-2-pyridyl
	364	O	6-Cl	-	CH <sub>3</sub>	CH <sub>3</sub> -C(O)-	4-chloro-2-pyridyl
	365	O	6-Cl	-	CH <sub>3</sub>	C <sub>2</sub> H <sub>5</sub> -C(O)-	3-chloro-phenyl
	366	O	6-Cl	-	H	CH <sub>3</sub> -C(O)-	5-pyrimidinyl
	367	O	6-Cl	-	H	H	3-methyl-2-pyridyl
15	368	O	6-Cl	-	H	CH <sub>3</sub> -C(O)-	3-methyl-2-pyridyl
	369	O	6-Cl	-	H	(CH <sub>3</sub> ) <sub>2</sub> CH-CH <sub>2</sub> -C(O)-	3-methyl-2-pyridyl
	370	O	6-Cl	-	H	CH <sub>3</sub> -C(O)-	4-hydroxymethyl- 2-pyridyl
	371	O	6-Cl	-	H	C <sub>2</sub> H <sub>5</sub> -C(O)-	4-amino-2-pyridyl
20			(hydrochloride)				
	372	O	6-Cl	-	H	CH <sub>3</sub> -C(O)-	3-hydroxymethyl- 2-furyl
	373	O	6-Cl	-	H	(CH <sub>3</sub> ) <sub>2</sub> CH-CH <sub>2</sub> -C(O)-	4-hydroxymethyl- 2-furyl
25	374	O	6-Cl	-	H	C <sub>2</sub> H <sub>5</sub> -C(O)-	4-hydroxymethyl- 2-furyl
	375	O	6-Cl	-	H	(CH <sub>3</sub> )CH(OH)-C(O)-	4-hydroxymethyl- 2-furyl
	376	O	6-Cl		H	H	5-methyl-2-thiazoyl
30	377	O	6-Cl	-	H	(CH <sub>3</sub> ) <sub>2</sub> C-CH <sub>2</sub> -C(O)-	5-methyl-2-thiazoyl
	378	O	6-Cl	-	H	CH <sub>3</sub> -C(O)-	5-methyl-2-thioazoyl



**CLAIMS**

1. A compound of the following formula:

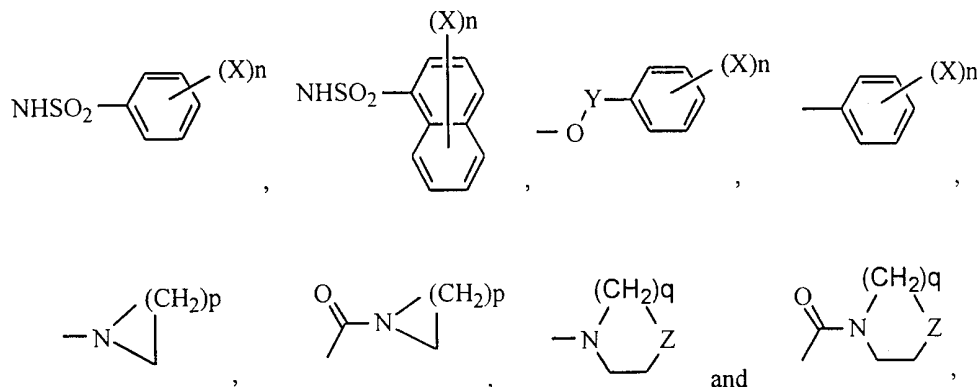


(I)

and the pharmaceutically acceptable salts thereof wherein

- 5 **L is** oxygen or sulfur; **Y is** a direct bond or C<sub>1-4</sub> alkylidene;
- Q is**
- (a) C<sub>1-6</sub> alkyl or halosubstituted C<sub>1-6</sub> alkyl, said alkyl being optionally substituted with up to three substituents independently selected from hydroxy, C<sub>1-4</sub>alkoxy, amino and mono- or di-(C<sub>1-4</sub>alkyl)amino,
  - (b) C<sub>3-7</sub> cycloalkyl optionally substituted with up to three substituents independently selected from hydroxy, C<sub>1-4</sub> alkyl and C<sub>1-4</sub> alkoxy,
  - 10 (c) phenyl or naphthyl, said phenyl or naphthyl being optionally substituted with up to four substituents independently selected from
    - (c-1) halo, C<sub>1-4</sub> alkyl, halosubstituted C<sub>1-4</sub> alkyl, hydroxy, C<sub>1-4</sub> alkoxy, halosubstituted C<sub>1-4</sub> alkoxy, S(O)<sub>m</sub>R<sup>3</sup>, SO<sub>2</sub> NH<sub>2</sub>, SO<sub>2</sub> N(C<sub>1-4</sub> alkyl)<sub>2</sub>, amino, mono- or di-(C<sub>1-4</sub> alkyl)amino, NHSO<sub>2</sub>R<sup>3</sup>, NHC(O)R<sup>3</sup>, CN, CO<sub>2</sub> H, CO<sub>2</sub> (C<sub>1-4</sub> alkyl), C<sub>1-4</sub> alkyl-OH, C<sub>1-4</sub> alkylOR<sup>3</sup>, CONH<sub>2</sub>, CONH(C<sub>1-4</sub> alkyl), CON(C<sub>1-4</sub> alkyl)<sub>2</sub> and -O-Y-phenyl, said phenyl being optionally substituted with one or two substituents independently selected from halo, C<sub>1-4</sub> alkyl, CF<sub>3</sub>, hydroxy, OR<sup>3</sup>, S(O)<sub>m</sub>R<sup>3</sup>, amino, mono- or di-(C<sub>1-4</sub> alkyl)amino and CN,
  - (d) a monocyclic aromatic group of 5 atoms, said aromatic group having one heteroatom selected from O, S and N and optionally containing up to three N atoms in addition to said heteroatom, and said aromatic group being substituted with up to three substituents independently selected from
    - (d-1) halo, C<sub>1-4</sub> alkyl, halosubstituted C<sub>1-4</sub> alkyl, hydroxy, C<sub>1-4</sub>
- 15
- 20
- 25

- alkoxy, halosubstituted C<sub>1-4</sub> alkoxy, C<sub>1-4</sub> alkyl-OH, S(O)<sub>m</sub>R<sup>3</sup>, SO<sub>2</sub> NH<sub>2</sub>, SO<sub>2</sub> N(C<sub>1-4</sub> alkyl)<sub>2</sub>, amino, mono- or di-(C<sub>1-4</sub> alkyl)amino, NHSO<sub>2</sub>R<sup>3</sup>, NHC(O)R<sup>3</sup>, CN, CO<sub>2</sub> H, CO<sub>2</sub> (C<sub>1-4</sub> alkyl), C<sub>1-4</sub> alkyl-OR<sup>3</sup>, CONH<sub>2</sub>, CONH(C<sub>1-4</sub> alkyl), CON(C<sub>1-4</sub> alkyl)<sub>2</sub>, phenyl, and mono-, di- or tri-substituted phenyl wherein the substituent is independently selected from halo, CF<sub>3</sub>, C<sub>1-4</sub> alkyl, hydroxy, C<sub>1-4</sub> alkoxy, OCF<sub>3</sub>, SR<sup>3</sup>, SO<sub>2</sub>CH<sub>3</sub>, SO<sub>2</sub>NH<sub>2</sub>, amino, C<sub>1-4</sub> alkylamino and NHSO<sub>2</sub> R<sup>3</sup>,
- 5
- 10 (e) a monocyclic aromatic group of 6 atoms, said aromatic group having one heteroatom which is N and optionally containing up to three atoms in addition to said heteroatom, and said aromatic group being substituted with up to three substituents independently selected from the above group (d-1);
- 15 **R<sup>1</sup> is** hydrogen or C<sub>1-6</sub> alkyl optionally substituted with a substituent selected independently from hydroxy, OR<sup>3</sup>, nitro, amino, mono- or di-(C<sub>1-4</sub> alkyl)amino, CO<sub>2</sub> H, CO<sub>2</sub> (C<sub>1-4</sub> alkyl), CONH<sub>2</sub>, CONH(C<sub>1-4</sub> alkyl) and CON(C<sub>1-4</sub> alkyl)<sub>2</sub>;
- R<sup>2</sup> is** (a) hydrogen,
- (b) C<sub>1-4</sub> alkyl,
- 20 (c) C(O)R<sup>5</sup> wherein R<sup>5</sup> is selected from
- (c-1) C<sub>1-22</sub> alkyl or C<sub>2-22</sub> alkenyl, said alkyl or alkenyl being optionally substituted with up to four substituents independently selected from
- (c-1-1) halo, hydroxy, OR<sup>3</sup>, S(O)<sub>m</sub>R<sup>3</sup>, nitro, amino, mono- or di-(C<sub>1-4</sub> alkyl)amino, NHSO<sub>2</sub>R<sup>3</sup>, CO<sub>2</sub>H, CO<sub>2</sub>(C<sub>1-4</sub> alkyl), CONH<sub>2</sub>, CONH(C<sub>1-4</sub> alkyl), CON(C<sub>1-4</sub> alkyl)<sub>2</sub>, OC(O)R<sup>3</sup>, thienyl, naphthyl and groups of the following formulae:
- 25

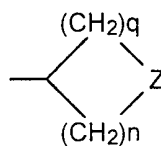


- (c-2) C<sub>1-22</sub> alkyl or C<sub>2-22</sub> alkenyl, said alkyl or alkenyl being optionally substituted with five to forty-five halogen atoms,
- 5 (c-3) -Y-C<sub>3-7</sub> cycloalkyl or -Y-C<sub>3-7</sub> cycloalkenyl, said cycloalkyl or cycloalkenyl being optionally substituted with up to three substituent independently selected from
  - (c-3-1) C<sub>1-4</sub> alkyl, hydroxy, OR<sup>3</sup>, S(O)<sub>m</sub>R<sup>3</sup>, amino, mono- or di-(C<sub>1-4</sub> alkyl)amino, CONH<sub>2</sub>, CONH(C<sub>1-4</sub> alkyl) and
  - 10 CON(C<sub>1-4</sub>alkyl)<sub>2</sub>,
- (c-4) phenyl or naphthyl, said phenyl or naphthyl being optionally substituted with up to seven substituents independently selected from
  - (c-4-1) halo, C<sub>1-8</sub> alkyl, C<sub>1-4</sub> alkyl-OH, hydroxy, C<sub>1-8</sub>alkoxy,
  - 15 halosubstituted C<sub>1-8</sub> alkyl, halosubstituted C<sub>1-8</sub> alkoxy, CN, nitro, S(O)<sub>m</sub>R<sup>3</sup>, SO<sub>2</sub>NH<sub>2</sub>, SO<sub>2</sub>NH(C<sub>1-4</sub> alkyl), SO<sub>2</sub>N(C<sub>1-4</sub> alkyl)<sub>2</sub>, amino, C<sub>1-4</sub> alkylamino, di-(C<sub>1-4</sub> alkyl)amino, CONH<sub>2</sub>, CONH(C<sub>1-4</sub> alkyl), CON(C<sub>1-4</sub> alkyl)<sub>2</sub>, OC(O)R<sub>3</sub>, and phenyl optionally substituted
  - 20 with up to three substituents independently selected from halo, C<sub>1-4</sub> alkyl, hydroxy, OCH<sub>3</sub>, CF<sub>3</sub>, OCF<sub>3</sub>, CN, nitro, amino, mono- or di-(C<sub>1-4</sub> alkyl)amino, CO<sub>2</sub> H, CO<sub>2</sub> (C<sub>1-4</sub> alkyl) and CONH<sub>2</sub>,
- (c-5) a monocyclic aromatic group as defined in (d) and (e) above,
- 25 said aromatic group being optionally substituted with up to

three substituents independently selected from

- (c-5-1) halo, C<sub>1-8</sub> alkyl, C<sub>1-4</sub> alkyl-OH, hydroxy, C<sub>1-8</sub> alkoxy, CF<sub>3</sub>, OCF<sub>3</sub>, CN, nitro, S(O)<sub>m</sub>R<sup>3</sup>, amino, mono- or di-(C<sub>1-4</sub> alkyl)amino, CONH<sub>2</sub>, CONH(C<sub>1-4</sub> alkyl),
- 5 CON(C<sub>1-4</sub> alkyl)<sub>2</sub>, CO<sub>2</sub> H and CO<sub>2</sub> (C<sub>1-4</sub> alkyl), and -Y-phenyl, said phenyl being optionally substituted with up to three substituents independently selected halogen, C<sub>1-4</sub> alkyl, hydroxy, C<sub>1-4</sub> alkoxy, CF<sub>3</sub>, OCF<sub>3</sub>, CN, nitro, S(O)<sub>m</sub>R<sup>3</sup>, amino, mono- or di-(C<sub>1-4</sub> alkyl)amino, CO<sub>2</sub> H,
- 10 CO<sub>2</sub> (C<sub>1-4</sub> alkyl), CONH<sub>2</sub>, CONH(C<sub>1-4</sub> alkyl) and CON(C<sub>1-4</sub> alkyl)<sub>2</sub>,

(c-6) a group of the following formula:



15

- X is** halo, C<sub>1-4</sub> alkyl, hydroxy, C<sub>1-4</sub> alkoxy, halosubstituted C<sub>1-4</sub> alkoxy, S(O)<sub>m</sub>R<sup>3</sup>, amino, mono- or di-(C<sub>1-4</sub> alkyl)amino, NHSO<sub>2</sub> R<sup>3</sup>, nitro, halosubstituted C<sub>1-4</sub> alkyl, CN, CO<sub>2</sub> H, CO<sub>2</sub> (C<sub>1-4</sub> alkyl), C<sub>1-4</sub> alkyl-OH, C<sub>1-4</sub> alkylOR<sup>3</sup>, CONH<sub>2</sub>, CONH(C<sub>1-4</sub> alkyl) or CON(C<sub>1-4</sub> alkyl)<sub>2</sub>;
- 20 **R<sup>3</sup> is** C<sub>1-4</sub> alkyl or halosubstituted C<sub>1-4</sub> alkyl;
- m is** 0, 1 or 2; **n is** 0, 1, 2 or 3;
- p is** 1, 2, 3, 4 or 5; **q is** 2 or 3;
- Z is** oxygen, sulfur or NR<sup>4</sup>; and
- R<sup>4</sup> is** hydrogen, C<sub>1-6</sub> alkyl, halosubstituted C<sub>1-4</sub> alkyl or -Y-phenyl, said phenyl
- 25 being optionally substituted with up to two substituents independently selected from halo, C<sub>1-4</sub> alkyl, hydroxy, C<sub>1-4</sub> alkoxy, S(O)<sub>m</sub>R<sup>3</sup>, amino, mono- or di-(C<sub>1-4</sub> alkyl)amino, CF<sub>3</sub>, OCF<sub>3</sub>, CN and nitro;

**with the proviso that** a group of formula -Y-Q is not methyl or ethyl when X is hydrogen; L is oxygen; R<sup>1</sup> is hydrogen; and R<sup>2</sup> is acetyl.

2. A compound according to claim 1, wherein

**Y is** a direct bond, methylene or ethylene;

**Q is** (a) C<sub>1-6</sub> alkyl or halosubstituted C<sub>1-6</sub> alkyl, said alkyl being optionally substituted with up to two substituents independently selected from hydroxy, C<sub>1-4</sub>alkoxy, amino and mono- or di-(C<sub>1-4</sub>alkyl)amino,

5

(b) C<sub>3-7</sub> cycloalkyl optionally substituted with up to two substituents independently selected from hydroxy, C<sub>1-4</sub> alkyl and C<sub>1-4</sub> alkoxy,

(c) phenyl or naphthyl, said phenyl or naphthyl being optionally substituted with up to four substituents independently selected from

10

(c-1) halo, C<sub>1-4</sub> alkyl, halosubstituted C<sub>1-4</sub> alkyl, hydroxy, C<sub>1-4</sub> alkoxy, halosubstituted C<sub>1-4</sub> alkoxy, S(O)<sub>m</sub>R<sup>3</sup>, SO<sub>2</sub> NH<sub>2</sub>, SO<sub>2</sub> N(C<sub>1-4</sub> alkyl)<sub>2</sub>, amino, mono- or di-(C<sub>1-4</sub> alkyl)amino, NHSO<sub>2</sub>R<sup>3</sup>, NHC(O)R<sup>3</sup>, CN, CO<sub>2</sub> H, CO<sub>2</sub> (C<sub>1-4</sub> alkyl), C<sub>1-4</sub> alkyl-OH, C<sub>1-4</sub> alkylOR<sup>3</sup>, CONH<sub>2</sub>, CONH(C<sub>1-4</sub> alkyl) and CON(C<sub>1-4</sub> alkyl)<sub>2</sub>,

15

(d) a monocyclic aromatic group of 5 atoms, said aromatic group having one heteroatom selected from O, S and N and optionally containing an N atom in addition to said heteroatom, and said aromatic group being substituted with up to three substituents independently selected from

20

(d-1) halo, C<sub>1-4</sub> alkyl, halosubstituted C<sub>1-4</sub> alkyl, hydroxy, C<sub>1-4</sub> alkoxy, halosubstituted C<sub>1-4</sub> alkoxy, S(O)<sub>m</sub>R<sup>3</sup>, SO<sub>2</sub> NH<sub>2</sub>, SO<sub>2</sub> N(C<sub>1-4</sub> alkyl)<sub>2</sub>, amino, mono- or di-(C<sub>1-4</sub> alkyl)amino, NHSO<sub>2</sub> R<sup>3</sup>, NHC(O)R<sup>3</sup>, CN, CO<sub>2</sub> H, CO<sub>2</sub> (C<sub>1-4</sub> alkyl), C<sub>1-4</sub> alkylOH, C<sub>1-4</sub> alkylOR<sup>3</sup>, CONH<sub>2</sub>, CONH(C<sub>1-4</sub> alkyl), CON(C<sub>1-4</sub> alkyl)<sub>2</sub>, phenyl, and mono-, di- or tri-substituted phenyl wherein the substituent is independently selected from halo, CF<sub>3</sub>, C<sub>1-4</sub> alkyl, hydroxy, C<sub>1-4</sub> alkoxy, OCF<sub>3</sub>, SR<sub>3</sub>, SO<sub>2</sub> CH<sub>3</sub>, SO<sub>2</sub> NH<sub>2</sub>, amino, mono- or di-(C<sub>1-4</sub> alkyl)amino and NHSO<sub>2</sub> R<sup>3</sup>,

25

(e) a monocyclic aromatic group of 6 atoms, said aromatic group having one heteroatom which is N and optionally containing one or two N atoms in addition to said heteroatom, and said aromatic group being

30

substituted with up to three substituents independently selected from the above group (d-1);

**R<sup>1</sup>** is hydrogen or C<sub>1-6</sub> alkyl optionally substituted with a substituent selected independently from hydroxy, OR<sup>3</sup>, nitro, amino, mono- or di-(C<sub>1-4</sub> alkyl)amino and CO<sub>2</sub>H;

5

**R<sup>2</sup>** is (a) hydrogen,

(b) C<sub>1-4</sub> alkyl,

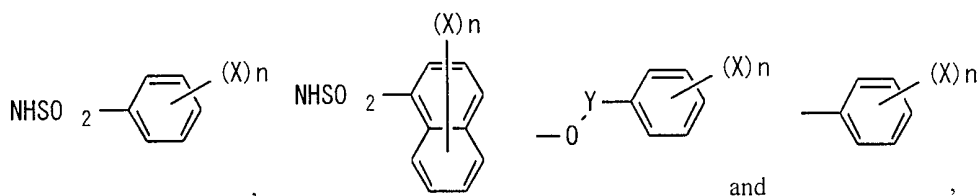
(c) C(O)R<sup>5</sup> wherein R<sup>5</sup> is selected from

10

(c-1) C<sub>1-17</sub> alkyl or C<sub>2-17</sub> alkenyl, said alkyl or alkenyl being optionally substituted with up to four substituents independently selected from

(c-1-1) halo, hydroxy, OR<sub>3</sub>, S(O)<sub>m</sub>R<sup>3</sup>, nitro, amino, mono- or di-(C<sub>1-4</sub> alkyl)amino, NHSO<sub>2</sub>R<sup>3</sup>, CO<sub>2</sub>H, CO<sub>2</sub>(C<sub>1-4</sub> alkyl), CONH<sub>2</sub>, CONH(C<sub>1-4</sub> alkyl), CON(C<sub>1-4</sub> alkyl)<sub>2</sub>, OC(O)R<sup>3</sup>, and groups of the following formulae:

15



(c-2) C<sub>1-17</sub> alkyl or C<sub>2-17</sub> alkenyl, said alkyl or alkenyl being optionally substituted with five to twenty halogen atoms,

20

(c-3) -Y-C<sub>3-7</sub> cycloalkyl or -Y-C<sub>3-7</sub> cycloalkenyl, said cycloalkyl or cycloalkenyl being optionally substituted with a substituent independently selected from C<sub>1-4</sub> alkyl, hydroxy and OR<sup>3</sup>,

(c-4) phenyl or naphthyl, said phenyl or naphthyl being optionally substituted with up to three substituents independently selected from halo, C<sub>1-8</sub> alkyl, C<sub>1-4</sub> alkyl-OH, hydroxy, C<sub>1-8</sub> alkoxy, halosubstituted C<sub>1-8</sub> alkyl, halosubstituted C<sub>1-8</sub> alkoxy, CN, nitro, amino and mono- or di-(C<sub>1-4</sub> alkyl)amino,

25

(c-5) a monocyclic aromatic group as defined in (d) and (e) above,

said aromatic group being optionally substituted with up to three substituents independently selected from halo, C<sub>1-8</sub> alkyl, C<sub>1-4</sub> alkyl OH, hydroxy, C<sub>1-8</sub> alkoxy, CF<sub>3</sub>, OCF<sub>3</sub>, CN, nitro, amino and mono- or di-(C<sub>1-4</sub> alkyl)amino,

5 (c-6) tetrahydrofuryl, tetrahydropyrrolyl, tetrahydrothienyl or 1-methyl-tetrahydropyrrolyl;

**X is** halo, C<sub>1-4</sub> alkyl, hydroxy, C<sub>1-4</sub> alkoxy, halosubstituted C<sub>1-4</sub> alkoxy, amino, mono- or di-(C<sub>1-4</sub> alkyl)amino, NHSO<sub>2</sub>R<sup>3</sup>, nitro, halosubstituted C<sub>1-4</sub> alkyl, CN or CO<sub>2</sub>H; and

10 **R<sup>3</sup> is** C<sub>1-4</sub> alkyl or halosubstituted C<sub>1-4</sub> alkyl.

3. A compound according to claim 2, wherein

**L is** oxygen; **Y is** a direct bond or methylene;

**Q is** (b) C<sub>3-7</sub> cycloalkyl optionally substituted with C<sub>1-4</sub> alkyl or C<sub>1-4</sub> alkoxy,

(c) phenyl or naphthyl, said phenyl or naphthyl being optionally substituted with up to three substituents independently selected from

15

(c-1) halo, C<sub>1-4</sub> alkyl, halosubstituted C<sub>1-4</sub> alkyl, hydroxy, C<sub>1-4</sub> alkoxy, halosubstituted C<sub>1-4</sub> alkoxy, amino, mono- or di-(C<sub>1-4</sub> alkyl)amino, CN, CO<sub>2</sub>H and -SR<sub>3</sub>,

(d) a monocyclic aromatic group of 5 atoms, said aromatic group having one heteroatom selected from O, S or N and optionally containing an N atom in addition to said heteroatom, and said aromatic group being substituted with up to three substituents independently selected from

20

(d-1) halo, C<sub>1-4</sub> alkyl, halosubstituted C<sub>1-4</sub> alkyl, hydroxy, C<sub>1-4</sub> alkoxy, halosubstituted C<sub>1-4</sub> alkoxy, amino, mono- or di-(C<sub>1-4</sub> alkyl)amino and C<sub>1-4</sub> alkyl-OH,

25

(e) a monocyclic aromatic group of 6 atoms, said aromatic group having one heteroatom which is N and optionally containing an N atom in addition to said heteroatom, and said aromatic group being substituted with up to three substituents independently selected from the above group (d-1);

30 **R<sup>1</sup> is** hydrogen or C<sub>1-4</sub> alkyl;

**R<sup>2</sup> is** (a) hydrogen,

- (c) C(O)R<sup>5</sup> wherein R<sup>5</sup> is selected from
- (c-1) C<sub>1-8</sub> alkyl or C<sub>2-8</sub> alkenyl, said alkyl or alkenyl being optionally substituted with up to three substituents independently selected from
- 5 (c-1-1) halo, hydroxy, OR<sup>3</sup>, SOR<sup>3</sup>, nitro, amino, mono- or di-(C<sub>1-4</sub> alkyl)amino, NHSO<sub>2</sub> R<sup>3</sup>, CO<sub>2</sub> H, CO<sub>2</sub> (C<sub>1-4</sub> alkyl), CONH<sub>2</sub>, CONH(C<sub>1-4</sub> alkyl), CON(C<sub>1-4</sub> alkyl)<sub>2</sub> and OC(O)R<sup>3</sup>,
- (c-2) C<sub>1-8</sub> alkyl or C<sub>2-8</sub> alkenyl, said alkyl or alkenyl being optionally substituted with five to seventeen halogen atoms,
- 10 (c-3) -Y-C<sub>3-7</sub> cycloalkyl or -Y-C<sub>3-7</sub> cycloalkenyl, said cycloalkyl or cycloalkenyl being optionally substituted with a substituent independently selected independently from C<sub>1-4</sub> alkyl, hydroxy and OR<sup>3</sup>,
- (c-4) phenyl optionally substituted with up to three substituents independently selected from halo, C<sub>1-4</sub> alkyl and hydroxy,
- 15 (c-5) heteroaryl selected from pyridyl, quinolyl, thienyl, thiazolyl, pyrimidyl and indolyl, said heteroaryl being optionally substituted with up to two substituents independently selected
- 20 (c-6) tetrahydrofuryl or tetrahydrothienyl;

**X is** halo, C<sub>1-4</sub> alkyl, hydroxy, C<sub>1-4</sub> alkoxy, amino, nitro or CN; and

**R<sup>3</sup> is** C<sub>1-3</sub> alkyl or CF<sub>3</sub>.

4. A compound according to claim 3, wherein **Y is** a direct bond;

25 **Q is** phenyl, cyclohexyl optionally substituted with methyl, ethyl or methoxy, or a monocyclic aromatic group selected from pyridyl, pyrazinyl, thienyl, furyl, thiazolyl, imidazolyl and pyrrolyl, said phenyl or aromatic group being optionally substituted with up to two substituents independently selected from halo, methyl, methoxy, amino and hydroxymethyl,

30 **R<sup>1</sup> is** hydrogen or methyl;

**R<sup>2</sup> is** (a) hydrogen,

- (c) C(O)R<sup>5</sup> wherein R<sup>5</sup> is selected from
- (c-1) C<sub>1-6</sub> alkyl optionally substituted with up to two substituents independently selected from hydroxy, OR<sup>3</sup>, SOR<sup>3</sup>, nitro, amino, mono- or di-(C<sub>1-4</sub> alkyl)amino, NHSO<sub>2</sub> R<sup>3</sup>, CO<sub>2</sub> H, CO<sub>2</sub> (C<sub>1-4</sub> alkyl), CONH<sub>2</sub>, CONH(C<sub>1-4</sub> alkyl), CON(C<sub>1-4</sub> alkyl)<sub>2</sub>, OC(O)R<sup>3</sup> and phenyl,
- (c-2) trifluoromethyl or trichloromethyl,
- (c-3) cyclopropyl or cyclohexyl,
- (c-4) phenyl or halophenyl,
- (c-5) thienyl,
- (c-6) tetrahydrofuryl;

**X** is chloro, fluoro or cyano; and **R<sup>3</sup>** is methyl, ethyl, propyl or CF<sub>3</sub>.

5. A compound according to claim 4, wherein **Y** is a direct bond;

**Q** is phenyl, 3-methoxyphenyl, 3-methylphenyl, 2-chlorophenyl, 3-chlorophenyl, 3-bromophenyl, 2-pyridyl, 4-chloro-2-pyridyl, 4-methyl-2-pyridyl, 4-methoxy-2-pyridyl, 2-pyrazinyl, cyclohexyl, 3-methyl-cyclohexyl, 3-NH<sub>2</sub>-phenyl, 3-methylcyclohexyl, 3-hydroxymethyl-2-furyl or 3-fluorophenyl;

**R<sup>1</sup>** is hydrogen or methyl;

**R<sup>2</sup>** is hydrogen, CH<sub>3</sub>-C(O)-, (CH<sub>3</sub>)<sub>2</sub>C(O)-, phenyl-C(O)-, C<sub>2</sub>H<sub>5</sub>-C(O)-, C<sub>3</sub>H<sub>7</sub>-C(O)-, cyclohexyl-C(O)-, (CH<sub>3</sub>)<sub>2</sub>CH-CH<sub>2</sub>-C(O)-, cyclopropyl-C(O)-, CH<sub>3</sub>-O-CH<sub>2</sub>-C(O)-, 2-chlorophenyl-C(O)-, C<sub>2</sub>H<sub>5</sub>-O-C(O)-CH<sub>2</sub>-C(O)-, (CH<sub>3</sub>)<sub>2</sub>CH-C(O)-, 2-tetrahydrofuryl-C(O)-, (CH<sub>3</sub>O)(CH<sub>3</sub>)C-C(O)-, CF<sub>3</sub>-CH<sub>2</sub>-C(O)-, cyclopropyl-CH<sub>2</sub>-C(O)-, CH<sub>3</sub>S-CH<sub>2</sub>-C(O)-, (CH<sub>3</sub>)<sub>2</sub>N-CH<sub>2</sub>-C(O)- or (CH<sub>3</sub>)<sub>2</sub>C(OH)-C(O)-;

**X** is 6-chloro, 6-fluoro, 6-cyano or 6-nitro; and **n** is 1.

6. A compound according to claim 1 selected from

3-amino-2-benzoyl-6-chloroindole; 3-acetylamino-2-benzoyl-6-chloroindole;

2-benzoyl-6-chloro-3-(isobutyrylamino)indole;

3-(benzamido)-2-benzoyl-6-chloroindole;

2-benzoyl-6-chloro-3-(propionylamino)indole;

2-benzoyl-3-(butyrylamino)-6-chloroindole;

2-benzoyl-6-chloro-3-(cyclohexylcarboxamido)indole;

- 2-benzoyl-6-chloro-3-(isovalerylamino)indole;  
2-benzoyl-6-chloro-3-(cyclopropylcarboxamido)indole;  
2-benzoyl-6-chloro-3-(methoxyacetyl-amino)indole;  
3-amino-6-chloro-2-(3-methoxybenzoyl)indole;  
5 3-acetyl-amino-6-chloro-2-(3-methoxybenzoyl)indole;  
3-amino-6-chloro-2-(3-methylbenzoyl)indole;  
3-acetyl-amino-6-chloro-2-(3-methylbenzoyl)indole;  
6-chloro-2-(3-methylbenzoyl)-3-(propionyl-amino)indole;  
6-chloro-3-(methoxyacetyl-amino)-2-(3-methylbenzoyl)indole;  
10 3-amino-6-chloro-2-(3-chlorobenzoyl)indole;  
3-acetyl-amino-6-chloro-2-(3-chlorobenzoyl)indole;  
6-chloro-2-(3-chlorobenzoyl)-3-(propionyl-amino)indole;  
3-(butyrylamino)-6-chloro-2-(3-chlorobenzoyl)indole;  
6-chloro-2-(3-chlorobenzoyl)-3-(isovalerylamino)indole;  
15 6-chloro-2-(3-chlorobenzoyl)-3-(methoxyacetyl-amino)indole;  
3-acetyl-amino-6-chloro-2-(3-fluorobenzoyl)indole;  
3-amino-2-(3-bromobenzoyl)-6-chloroindole;  
3-acetyl-amino-2-(3-bromobenzoyl)-6-chloroindole;  
2-benzoyl-6-chloro-3-(2-chlorobenzamido)indole;  
20 2-benzoyl-6-chloro-3-[(3-ethoxycarbonyl)propionyl-amino] indole;  
(s)-(+)-2-benzoyl-6-chloro-3-[(2-hydroxypropionyl)amino]indole;  
3-amino-6-chloro-2-(4-chloropyridine-2-carbonyl)indole;  
3-acetyl-amino-6-chloro-2-(4-chloropyridine-2-carbonyl)indole;  
3-amino-6-chloro-2-(4-methylpyridine-2-carbonyl)indole;  
25 3-acetyl-amino-6-chloro-2-(4-methylpyridine-2-carbonyl)indole;  
3-amino-6-chloro-2-(4-methoxypyridine-2-carbonyl)indole;  
3-acetyl-amino-6-chloro-2-(4-methoxypyridine-2-carbonyl)indole;  
6-chloro-3-isovalerylamino-2-(4-methoxypyridine-2-carbonyl)indole;  
3-acetyl-amino-6-chloro-2-(pyrazine-2-carbonyl)indole;  
30 3-acetyl-amino-6-chloro-2-(cyclohexanecarbonyl)indole;  
3-acetyl-amino-2-benzoyl-6-fluoroindole;

- 3-acetylamino-2-benzoyl-6-cyanoindole;  
2-benzoyl-6-chloro-3-[(2-tetrahydrofuryl)carboxamido]indole;  
2-benzoyl-6-chloro-3-[(2-methoxypropionyl)amino]indole;  
2-benzoyl-6-chloro-3-(3,3,3-trifluoropropionylamino)indole;  
5 2-benzoyl-6-chloro-3-(cyclopropaneacetylamino)indole;  
2-benzoyl-6-chloro-3-(methylthioacetylamino)indole;  
2-benzoyl-6-chloro-3-[(N,N-dimethylaminoacetyl)amino]indole;  
3-amino-6-chloro-2-(pyridine-2-carbonyl)indole;  
3-acetylamino-6-chloro-2-(pyridine-2-carbonyl)indole;  
10 3-acetylamino-2-(3-aminobenzoyl)-6-chloroindole hydrochloride;  
3-acetylamino-6-chloro-2-(3-methylcyclohexylcarbonyl)indole;  
3-(N-acetyl-N-methylamino)-6-chloro-2-(3-chlorobenzoyl)indole;  
2-benzoyl-6-chloro-3-(N,N-dimethylamino)indole;  
3-acetylamino-2-benzoyl-6-nitroindole;  
15 3-acetylamino-6-chloro-2-(3-hydroxymethyl-2-furoyl)indole;  
6-chloro-2-(4-chloropyridine-2-carbonyl)-3-(propionylamino)indole;  
6-chloro-2-(4-chloropyridine-2-carbonyl)-3-(2-hydroxyisobutyrylamino)indole;  
3-acetylamino-6-chloro-2-[2-(5-methylthiazoyl)]indole;  
3-(2-acetoxyisobutyrylamino)-6-chloro-2-(4-chloropyridine-2-carbonyl)indole;  
20 6-chloro-2-(4-chloropyridine-2-carbonyl)-3-(isovalerylamino)indole;  
6-chloro-2-(4-chloropyridine-2-carbonyl)-3-[[S]-2-hydroxypropionyl]amino]indole;  
3-(N-acetyl-N-methylamino)-6-chloro-2-(4-chloropyridine-2-carbonyl)indole; and  
2-(4-aminopyridine-2-carbonyl)-6-chloro-3-(propionylamino)indole hydrochloride.

7. A compound according to claim 6 selected from

- 25 3-acetylamino-2-benzoyl-6-chloroindole;  
2-benzoyl-6-chloro-3-(isovalerylamino)indole;  
3-acetylamino-6-chloro-2-(3-methylbenzoyl)indole;  
3-acetylamino-6-chloro-2-(3-chlorobenzoyl)indole;  
6-chloro-2-(3-chlorobenzoyl)-3-(propionylamino)indole;  
30 3-acetylamino-6-chloro-2-(4-chloropyridine-2-carbonyl)indole;  
3-acetylamino-6-chloro-2-(4-methylpyridine-2-carbonyl)indole;

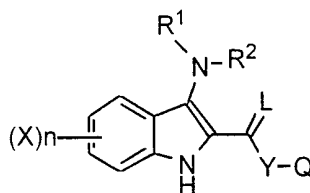
- 2-benzoyl-6-chloro-3-(methylthioacetyl-amino)indole;  
 6-chloro-2-(4-chloropyridine-2-carbonyl)-3-(propionyl-amino)indole;  
 3-acetyl-amino-6-chloro-2-(3-hydroxymethyl-2-furoyl)indole;  
 6-chloro-2-(4-chloropyridine-2-carbonyl)-3-(2-hydroxyisobutyrylamino)indole; and  
 5 3-acetyl-amino-6-chloro-2-[2-(5-methylthiazoyl)]indole.

8. A compound according to claim 7 selected from

- 3-acetyl-amino-2-benzoyl-6-chloroindole;  
 2-benzoyl-6-chloro-3-(isovaleryl-amino)indole;  
 3-acetyl-amino-6-chloro-2-(3-methylbenzoyl)indole;  
 10 3-acetyl-amino-6-chloro-2-(3-chlorobenzoyl)indole;  
 6-chloro-2-(3-chlorobenzoyl)-3-(propionyl-amino)indole;  
 3-acetyl-amino-6-chloro-2-(4-methylpyridine-2-carbonyl)indole;  
 2-benzoyl-6-chloro-3-(methylthioacetyl-amino)indole;  
 6-chloro-2-(4-chloropyridine-2-carbonyl)-3-(propionyl-amino)indole; and  
 15 6-chloro-2-(4-chloropyridine-2-carbonyl)-3-(2-hydroxyisobutyrylamino)indole.

9. A pharmaceutical composition useful for the treatment of a medical condition in which prostaglandins are implicated as pathogens, which comprises a compound of the formula (I) of claim 1, and a pharmaceutically inert carrier.

10. A pharmaceutical composition useful for the treatment of a medical  
 20 condition in which prostaglandins are implicated as pathogens, which comprises a compound of the formula (I):



(I)

and the pharmaceutically acceptable salts thereof wherein

- L is** oxygen or sulfur; **Y is** a direct bond or C<sub>1-4</sub> alkylidene;  
 25 **Q is** (a) C<sub>1-6</sub> alkyl or halosubstituted C<sub>1-6</sub> alkyl, said alkyl being optionally substituted with up to three substituents independently selected from hydroxy, C<sub>1-4</sub>alkoxy, amino and mono- or di-(C<sub>1-4</sub>alkyl)amino,

- (b) C<sub>3-7</sub> cycloalkyl optionally substituted with up to three substituents independently selected from hydroxy, C<sub>1-4</sub> alkyl and C<sub>1-4</sub> alkoxy,
- (c) phenyl or naphthyl, said phenyl or naphthyl being optionally substituted with up to four substituents independently selected from
- 5 (c-1) halo, C<sub>1-4</sub> alkyl, halosubstituted C<sub>1-4</sub> alkyl, hydroxy, C<sub>1-4</sub> alkoxy, halosubstituted C<sub>1-4</sub> alkoxy, S(O)<sub>m</sub>R<sup>3</sup>, SO<sub>2</sub> NH<sub>2</sub>, SO<sub>2</sub> N(C<sub>1-4</sub> alkyl)<sub>2</sub>, amino, mono- or di-(C<sub>1-4</sub> alkyl)amino, NHSO<sub>2</sub>R<sup>3</sup>, NHC(O)R<sup>3</sup>, CN, CO<sub>2</sub> H, CO<sub>2</sub> (C<sub>1-4</sub> alkyl), C<sub>1-4</sub> alkyl-OH, C<sub>1-4</sub> alkylOR<sup>3</sup>, CONH<sub>2</sub>, CONH(C<sub>1-4</sub> alkyl),
- 10 CON(C<sub>1-4</sub> alkyl)<sub>2</sub> and -O-Y-phenyl, said phenyl being optionally substituted with one or two substituents independently selected from halo, C<sub>1-4</sub> alkyl, CF<sub>3</sub>, hydroxy, OR<sup>3</sup>, S(O)<sub>m</sub>R<sup>3</sup>, amino, mono- or di-(C<sub>1-4</sub> alkyl)amino and CN,
- (d) a monocyclic aromatic group of 5 atoms, said aromatic group having
- 15 one heteroatom selected from O, S and N and optionally containing up to three N atoms in addition to said heteroatom, and said aromatic group being substituted with up to three substituents independently selected from
- (d-1) halo, C<sub>1-4</sub> alkyl, halosubstituted C<sub>1-4</sub> alkyl, hydroxy, C<sub>1-4</sub>
- 20 alkoxy, halosubstituted C<sub>1-4</sub> alkoxy, C<sub>1-4</sub> alkyl-OH, S(O)<sub>m</sub>R<sup>3</sup>, SO<sub>2</sub> NH<sub>2</sub>, SO<sub>2</sub> N(C<sub>1-4</sub> alkyl)<sub>2</sub>, amino, mono- or di-(C<sub>1-4</sub> alkyl)amino, NHSO<sub>2</sub>R<sup>3</sup>, NHC(O)R<sup>3</sup>, CN, CO<sub>2</sub> H, CO<sub>2</sub> (C<sub>1-4</sub> alkyl), C<sub>1-4</sub> alkyl-OR<sup>3</sup>, CONH<sub>2</sub>, CONH(C<sub>1-4</sub> alkyl), CON(C<sub>1-4</sub> alkyl)<sub>2</sub>, phenyl, and mono-, di- or tri-
- 25 substituted phenyl wherein the substituent is independently selected from halo, CF<sub>3</sub>, C<sub>1-4</sub> alkyl, hydroxy, C<sub>1-4</sub> alkoxy, OCF<sub>3</sub>, SR<sup>3</sup>, SO<sub>2</sub>CH<sub>3</sub>, SO<sub>2</sub>NH<sub>2</sub>, amino, C<sub>1-4</sub> alkylamino and NHSO<sub>2</sub>R<sup>3</sup>,
- (e) a monocyclic aromatic group of 6 atoms, said aromatic group having
- 30 one heteroatom which is N and optionally containing up to three atoms in addition to said heteroatom, and said aromatic group being

substituted with up to three substituents independently selected from the above group (d-1);

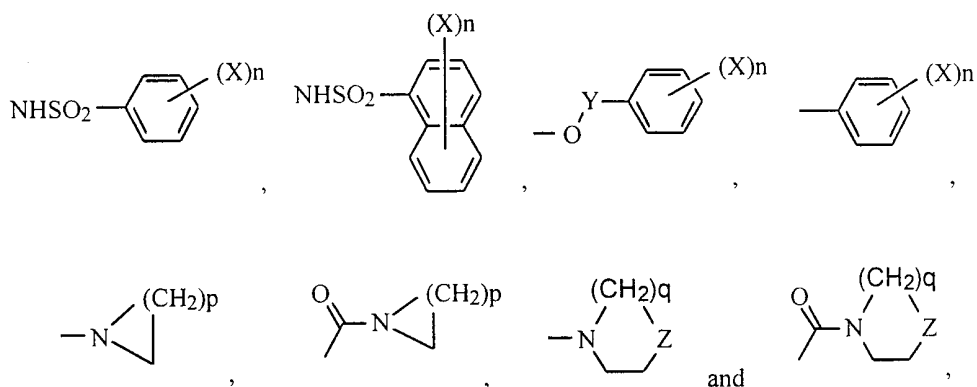
$R^1$  is hydrogen or  $C_{1-6}$  alkyl optionally substituted with a substituent selected independently from hydroxy,  $OR^3$ , nitro, amino, mono- or di- $(C_{1-4}$  alkyl)amino,  $CO_2H$ ,  $CO_2(C_{1-4}$  alkyl),  $CONH_2$ ,  $CONH(C_{1-4}$  alkyl) and  $CON(C_{1-4}$  alkyl) $_2$ ;

$R^2$  is (a) hydrogen, (b)  $C_{1-4}$  alkyl,

(c)  $C(O)R^5$  wherein  $R^5$  is selected from

(c-1)  $C_{1-22}$  alkyl or  $C_{2-22}$  alkenyl, said alkyl or alkenyl being optionally substituted with up to four substituents independently selected from

(c-1-1) halo, hydroxy,  $OR^3$ ,  $S(O)_mR^3$ , nitro, amino, mono- or di- $(C_{1-4}$  alkyl)amino,  $NHSO_2R^3$ ,  $CO_2H$ ,  $CO_2(C_{1-4}$  alkyl),  $CONH_2$ ,  $CONH(C_{1-4}$  alkyl),  $CON(C_{1-4}$  alkyl) $_2$ ,  $OC(O)R^3$ , thienyl, naphthyl and groups of the following formulae:



(c-2)  $C_{1-22}$  alkyl or  $C_{2-22}$  alkenyl, said alkyl or alkenyl being optionally substituted with five to forty-five halogen atoms,

(c-3)  $-Y-C_{3-7}$  cycloalkyl or  $-Y-C_{3-7}$  cycloalkenyl, said cycloalkyl or cycloalkenyl being optionally substituted with up to three substituent independently selected from

(c-3-1)  $C_{1-4}$  alkyl, hydroxy,  $OR^3$ ,  $S(O)_mR^3$ , amino, mono- or di- $(C_{1-4}$  alkyl)amino,  $CONH_2$ ,  $CONH(C_{1-4}$  alkyl) and

CON(C<sub>1-4</sub>alkyl)<sub>2</sub>,

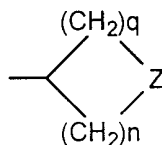
(c-4) phenyl or naphthyl, said phenyl or naphthyl being optionally substituted with up to seven substituents independently selected from

5 (c-4-1) halo, C<sub>1-8</sub> alkyl, C<sub>1-4</sub> alkyl-OH, hydroxy, C<sub>1-8</sub>alkoxy, halosubstituted C<sub>1-8</sub> alkyl, halosubstituted C<sub>1-8</sub> alkoxy, CN, nitro, S(O)<sub>m</sub>R<sup>3</sup>, SO<sub>2</sub>NH<sub>2</sub>, SO<sub>2</sub>NH(C<sub>1-4</sub> alkyl), SO<sub>2</sub>N(C<sub>1-4</sub> alkyl)<sub>2</sub>, amino, C<sub>1-4</sub> alkylamino, di-(C<sub>1-4</sub> alkyl)amino, CONH<sub>2</sub>, CONH(C<sub>1-4</sub> alkyl), CON(C<sub>1-4</sub> alkyl)<sub>2</sub>, OC(O)R<sub>3</sub>, and phenyl optionally substituted  
10 with up to three substituents independently selected from halo, C<sub>1-4</sub> alkyl, hydroxy, OCH<sub>3</sub>, CF<sub>3</sub>, OCF<sub>3</sub>, CN, nitro, amino, mono- or di-(C<sub>1-4</sub> alkyl)amino, CO<sub>2</sub> H, CO<sub>2</sub> (C<sub>1-4</sub> alkyl) and CONH<sub>2</sub>,

15 (c-5) a monocyclic aromatic group as defined in (d) and (e) above, said aromatic group being optionally substituted with up to three substituents independently selected from

(c-5-1) halo, C<sub>1-8</sub> alkyl, C<sub>1-4</sub> alkyl-OH, hydroxy, C<sub>1-8</sub> alkoxy, CF<sub>3</sub>, OCF<sub>3</sub>, CN, nitro, S(O)<sub>m</sub>R<sup>3</sup>, amino, mono- or di-  
20 (C<sub>1-4</sub> alkyl)amino, CONH<sub>2</sub>, CONH(C<sub>1-4</sub> alkyl), CON(C<sub>1-4</sub> alkyl)<sub>2</sub>, CO<sub>2</sub> H and CO<sub>2</sub> (C<sub>1-4</sub> alkyl), and -Y-phenyl, said phenyl being optionally substituted with up to three substituents independently selected halogen, C<sub>1-4</sub> alkyl, hydroxy, C<sub>1-4</sub> alkoxy, CF<sub>3</sub>, OCF<sub>3</sub>, CN, nitro,  
25 S(O)<sub>m</sub>R<sup>3</sup>, amino, mono- or di-(C<sub>1-4</sub> alkyl)amino, CO<sub>2</sub> H, CO<sub>2</sub> (C<sub>1-4</sub> alkyl), CONH<sub>2</sub>, CONH(C<sub>1-4</sub> alkyl) and CON(C<sub>1-4</sub> alkyl)<sub>2</sub>,

(c-6) a group of the following formula:



- X is** halo,  $C_{1-4}$  alkyl, hydroxy,  $C_{1-4}$  alkoxy, halosubstituted  $C_{1-4}$  alkoxy,  $S(O)_mR^3$ , amino, mono- or di- $(C_{1-4}$  alkyl)amino,  $NHSO_2 R^3$ , nitro, halosubstituted  $C_{1-4}$  alkyl, CN,  $CO_2 H$ ,  $CO_2 (C_{1-4}$  alkyl),  $C_{1-4}$  alkyl-OH,  $C_{1-4}$  alkylOR<sup>3</sup>,  $CONH_2$ ,  $CONH(C_{1-4}$  alkyl) or  $CON(C_{1-4}$  alkyl)<sub>2</sub>;
- R<sup>3</sup> is**  $C_{1-4}$  alkyl or halosubstituted  $C_{1-4}$  alkyl; **m is** 0, 1 or 2; **n is** 0, 1, 2 or 3; **p is** 1, 2, 3, 4 or 5; **q is** 2 or 3; **Z is** oxygen, sulfur or  $NR^4$ ; and
- R<sup>4</sup> is** hydrogen,  $C_{1-6}$  alkyl, halosubstituted  $C_{1-4}$  alkyl or -Y-phenyl, said phenyl being optionally substituted with up to two substituents independently selected from halo,  $C_{1-4}$  alkyl, hydroxy,  $C_{1-4}$  alkoxy,  $S(O)_mR^3$ , amino, mono- or di- $(C_{1-4}$  alkyl)amino,  $CF_3$ ,  $OCF_3$ , CN and nitro,
- and a pharmaceutically inert carrier.
11. A method for the treatment of a medical condition in which prostaglandins are implicated as pathogens, in a mammalian subject, which comprises administering to said pharmaceutical composition according to claim 10.

# INTERNATIONAL SEARCH REPORT

International Application No

PCT/IB 98/01026

<b>A. CLASSIFICATION OF SUBJECT MATTER</b>					
IPC 6	C07D209/40	A61K31/40	C07D409/12	C07D409/06	C07D405/06
	C07D401/06	C07D401/12	C07D413/12	C07D403/12	C07D417/12
	C07D417/06	C07D413/06	C07D403/06	C07D405/12	

According to International Patent Classification (IPC) or to both national classification and IPC

**B. FIELDS SEARCHED**

Minimum documentation searched (classification system followed by classification symbols)

IPC 6 C07D A61K

Documentation searched other than minimum documentation to the extent that such documents are included in the fields searched

Electronic data base consulted during the international search (name of data base and, where practical, search terms used)

**C. DOCUMENTS CONSIDERED TO BE RELEVANT**

Category °	Citation of document, with indication, where appropriate, of the relevant passages	Relevant to claim No.
X	<p>GIOVANNI VITI ET AL.: "Synthesis of new benzofuro and indolobenzoazepin-6-ones" JOURNAL OF HETEROCYCLIC CHEMISTRY., vol. 28, no. 2, - 1991 pages 379-384, XP002079163                      PROVO US                      * page 379,383: compound 5 *                      ---                      -/--</p>	1

Further documents are listed in the continuation of box C.

Patent family members are listed in annex.

° Special categories of cited documents :

- "A" document defining the general state of the art which is not considered to be of particular relevance
- "E" earlier document but published on or after the international filing date
- "L" document which may throw doubts on priority claim(s) or which is cited to establish the publication date of another citation or other special reason (as specified)
- "O" document referring to an oral disclosure, use, exhibition or other means
- "P" document published prior to the international filing date but later than the priority date claimed

- "T" later document published after the international filing date or priority date and not in conflict with the application but cited to understand the principle or theory underlying the invention
- "X" document of particular relevance; the claimed invention cannot be considered novel or cannot be considered to involve an inventive step when the document is taken alone
- "Y" document of particular relevance; the claimed invention cannot be considered to involve an inventive step when the document is combined with one or more other such documents, such combination being obvious to a person skilled in the art.
- "&" document member of the same patent family

Date of the actual completion of the international search

5 October 1998

Date of mailing of the international search report

15/10/1998

Name and mailing address of the ISA  
 European Patent Office, P.B. 5818 Patentlaan 2  
 NL - 2280 HV Rijswijk  
 Tel. (+31-70) 340-2040, Tx. 31 651 epo nl,  
 Fax: (+31-70) 340-3016

Authorized officer  

Van Bijlen, H

## INTERNATIONAL SEARCH REPORT

International Application No

PCT/IB 98/01026

## C.(Continuation) DOCUMENTS CONSIDERED TO BE RELEVANT

Category	Citation of document, with indication, where appropriate, of the relevant passages	Relevant to claim No.
X	CHEMICAL ABSTRACTS, vol. 93, no. 13, 29 September 1980 Columbus, Ohio, US; abstract no. 132410p, CLARKE, KENNETH ET AL.: "Tricyclic systems obtained from some 3-aminobenzo(b)thiophene derivatives." XP002079164 * ethanone, 1-(3-amino-1H-indol-2-yl)-, and its monohydrochloride ( RN 74897-48-6 and -49-7 ) * see abstract & J. CHEM. RES., SYNOP., vol. 2, - 1980 page 33 ----	1
A	WO 97 13767 A (CHEMISCHE PHARMAZEUTISCHE FORSCHUNGSGESELLSCHAFT MBMH) 17 April 1997 see page 1 - page 2 -----	1,9,10

# INTERNATIONAL SEARCH REPORT

International application No.

PCT/IB 98/01026

## Box I Observations where certain claims were found unsearchable (Continuation of item 1 of first sheet)

This International Search Report has not been established in respect of certain claims under Article 17(2)(a) for the following reasons:

1.  Claims Nos.: 11  
because they relate to subject matter not required to be searched by this Authority, namely:  
Remark: Although claim 11  
is directed to a method of treatment of the human/animal  
body, the search has been carried out and based on the alleged  
effects of the compound/composition.
2.  Claims Nos.:  
because they relate to parts of the International Application that do not comply with the prescribed requirements to such  
an extent that no meaningful international Search can be carried out, specifically:
3.  Claims Nos.:  
because they are dependent claims and are not drafted in accordance with the second and third sentences of Rule 6.4(a).

## Box II Observations where unity of invention is lacking (Continuation of item 2 of first sheet)

This International Searching Authority found multiple inventions in this international application, as follows:

1.  As all required additional search fees were timely paid by the applicant, this International Search Report covers all  
searchable claims.
2.  As all searchable claims could be searched without effort justifying an additional fee, this Authority did not invite payment  
of any additional fee.
3.  As only some of the required additional search fees were timely paid by the applicant, this International Search Report  
covers only those claims for which fees were paid, specifically claims Nos.:
4.  No required additional search fees were timely paid by the applicant. Consequently, this International Search Report is  
restricted to the invention first mentioned in the claims; it is covered by claims Nos.:

### Remark on Protest

- The additional search fees were accompanied by the applicant's protest.
- No protest accompanied the payment of additional search fees.

# INTERNATIONAL SEARCH REPORT

Information on patent family members

International Application No

PCT/IB 98/01026

Patent document cited in search report	Publication date	Patent family member(s)	Publication date
WO 9713767 A	17-04-1997	AU 7284096 A	30-04-1997