US00D385555S

United States Patent [19]

Nagele et al.

[11] Patent Number: Des. 385,555

[45] Date of Patent: **Oct. 28, 1997

[54] **CORDLESS PORTABLE TELEPHONE HOUSING**

[75] Inventors: **Albert L. Nagele**, Wilmette; **Leonid Soren**, Lincolnwood; **James D. Palmer**, Deerfield; **Jose T. Lo**, Wheeling, all of Ill.

[73] Assignee: **Motorola, Inc.**, Schaumburg, Ill.

[**] Term: **14 Years**

[21] Appl. No.: **57,705**

[22] Filed: **Jul. 30, 1996**

Related U.S. Application Data

[63] Continuation-in-part of Ser. No. 44,939, Oct. 3, 1995.

[51] **LOC (6) Cl.** **14-03**

[52] **U.S. Cl.** **D14/138**

[58] **Field of Search** D14/137, 138, D14/140, 142, 147–151, 240, 248; 379/58–61, 419, 420, 428, 440, 433, 455, 454; 455/89, 90

[56] **References Cited**

U.S. PATENT DOCUMENTS

D. 327,062	6/1992	Taylor et al.	D14/138
D. 339,337	9/1993	Taylor	D14/138
D. 341,138	11/1993	Cummings	D14/138
D. 343,172	1/1994	Watanabe	D14/138
D. 350,349	9/1994	Williams et al.	D14/138
D. 350,350	9/1994	Nagele	D14/138
D. 365,094	12/1995	Trahan et al.	D14/147 X
D. 366,872	2/1996	Nagele et al.	D14/248 X
D. 370,106	5/1996	Repplinger et al.	D14/248 X
D. 374,872	10/1996	Scianna, Sr. et al.	D14/138
D. 376,142	12/1996	Matsumoto	D14/147 X

OTHER PUBLICATIONS

Mobile Office Apr. 1994, p. 98, NEC p. 120.

NEC Talk Time EXEC700 Product Brochure Page.

Mobile Office Magazine's Cellular Buyer's Guide, Winter 1995, pp. 53 (bottom left figure), 59 (top left and bottom right figures), and 62 (top left figure), Feb. 1995.

Primary Examiner—Jeffrey Asch

Attorney, Agent, or Firm—John G. Rauch

[57] **CLAIM**

The ornamental design for a cordless portable telephone housing, as shown and described.

DESCRIPTION

FIG. **1** is a right, front, top view of a cordless portable telephone housing showing our new design;

FIG. **2** is a rear plan view thereof;

FIG. **3** is a left side plan view thereof; and,

FIG. **4** is a bottom plan view thereof.

The broken lines shown in FIGS. **1–4** are for illustrative purposes only and form no part of the claimed design.

1 Claim, 2 Drawing Sheets

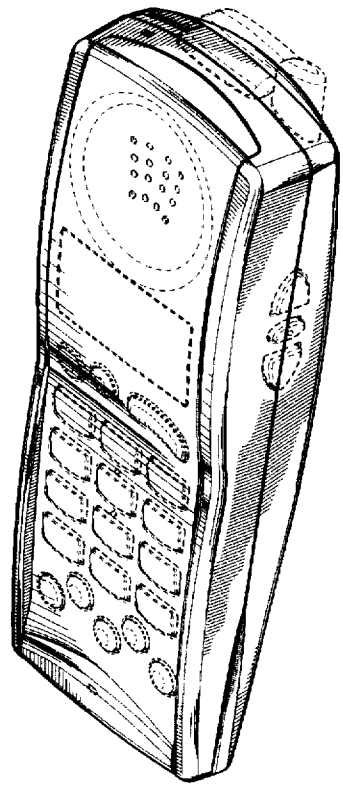

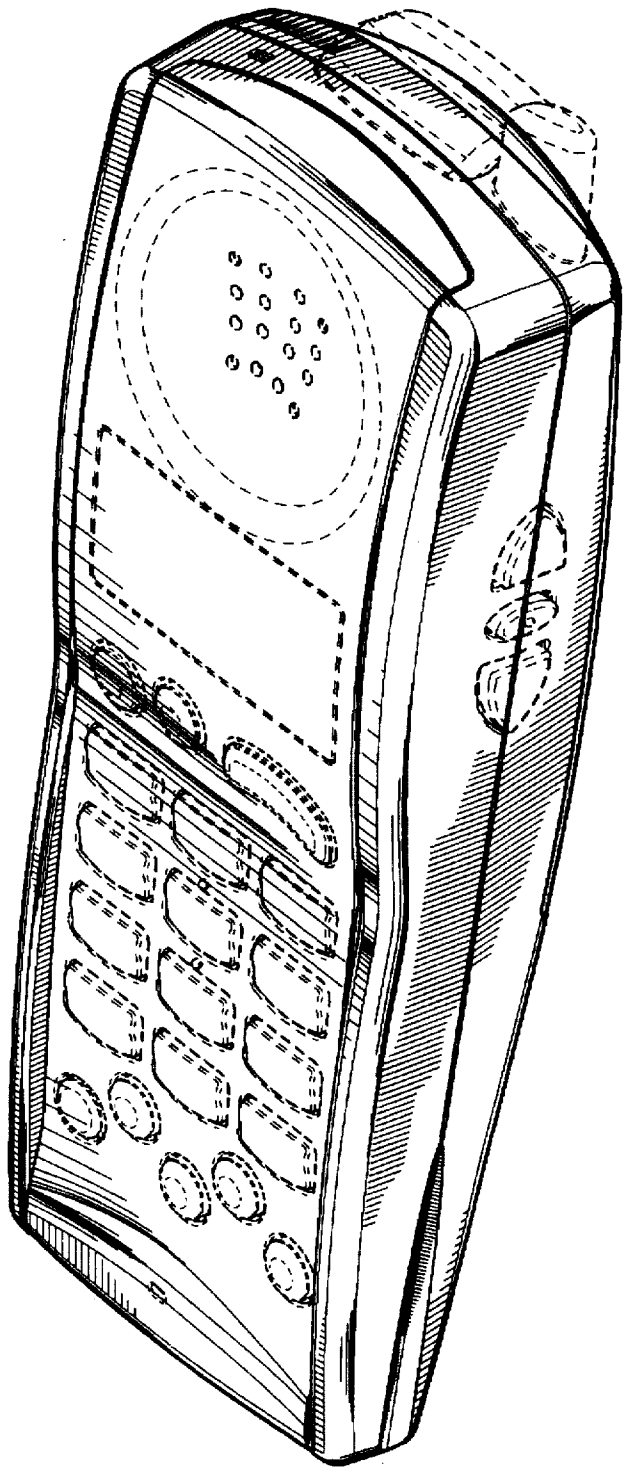

FIG. 1

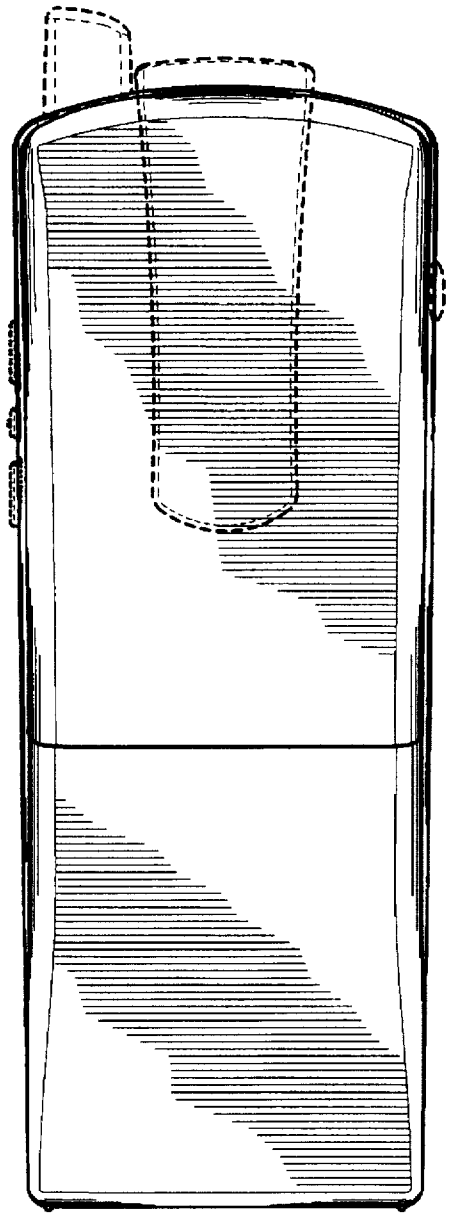

FIG. 2

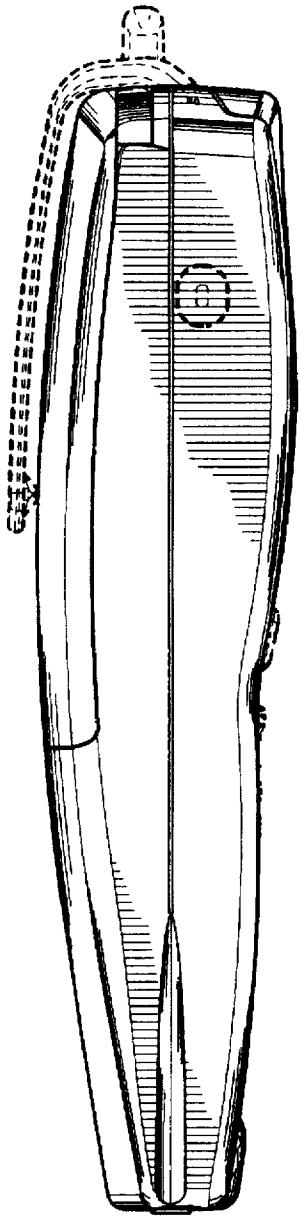

FIG. 3

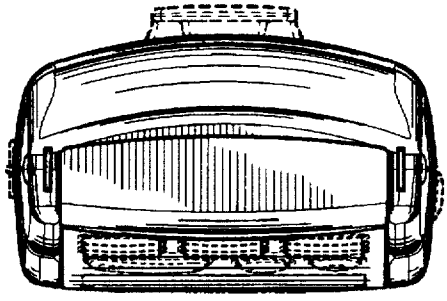

FIG. 4