



US00D492016S1

(12) **United States Design Patent**
Schmidt

(10) **Patent No.:** **US D492,016 S**

(45) **Date of Patent:** **** Jun. 22, 2004**

(54) **TOILET**

ZA 2002/7948 * 11/2001

(76) Inventor: **Fritz Carel Schmidt**, 168 Clive Road,
Lansdowne 7780 (ZA)

* cited by examiner

(**) Term: **14 Years**

Primary Examiner—Louis S. Zarfaz
Assistant Examiner—Robert A. Delehanty
(74) *Attorney, Agent, or Firm*—Ladas & Parry

(21) Appl. No.: **29/164,682**

(22) Filed: **Jul. 29, 2002**

(57) **CLAIM**

(51) **LOC (7) Cl.** **23-02**

I claim the ornamental design for a toilet, as shown and described.

(52) **U.S. Cl.** **D23/295**

(58) **Field of Search** D23/273–274,
D23/295, 301, 303, 309, 313; 4/300, 328,
329, 353, 420, 443–446, 902, 661, 246.1

DESCRIPTION

(56) **References Cited**

U.S. PATENT DOCUMENTS

5,488,743 A * 2/1996 Alfonso 4/246.1
D423,654 S * 4/2000 Christensen D23/296

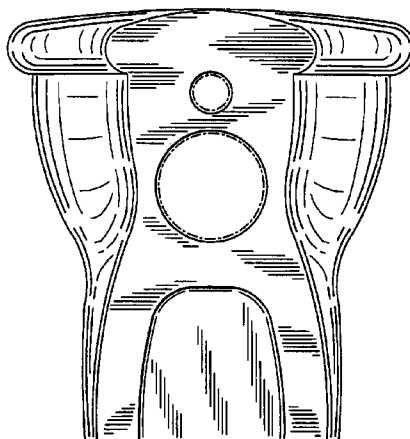
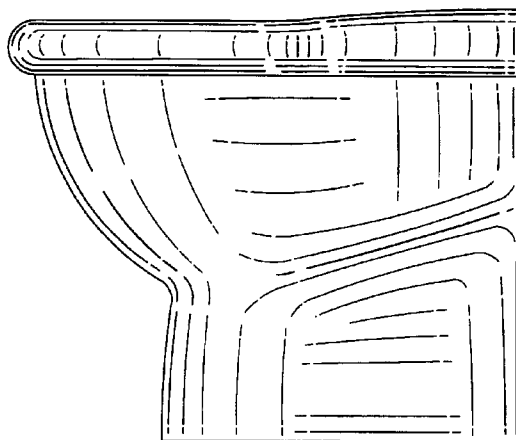
FIG. 1 is a top plan view of a toilet, showing my new design; FIG. 2 is a right-side elevational view thereof; the left-side being a mirror image; FIG. 3 is a front elevational view thereof; and, FIG. 4 is a rear elevational view thereof.

The broken line showing of portions of the toilet is for illustrative purposes only and forms no part of the claimed design.

FOREIGN PATENT DOCUMENTS

WO 03/042464 * 5/2003

1 Claim, 3 Drawing Sheets



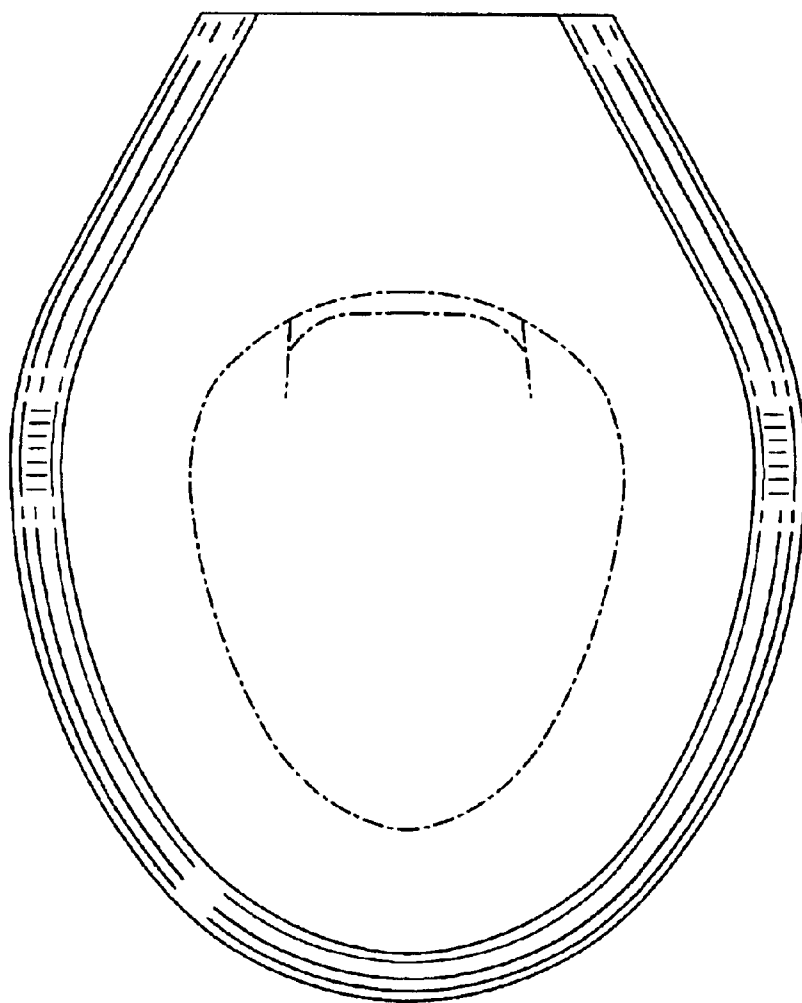


FIG. 1

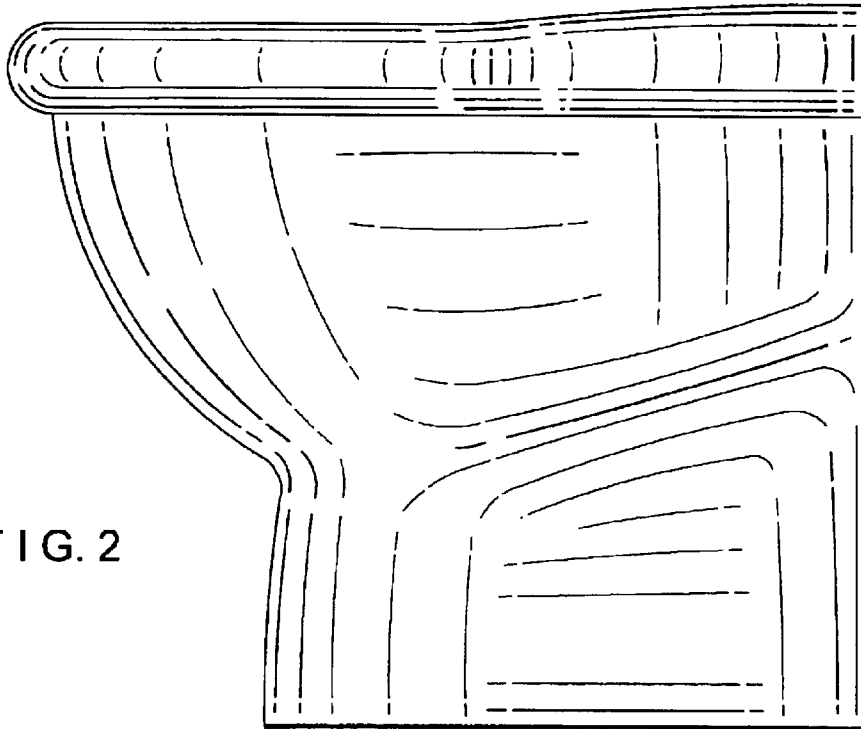


FIG. 2

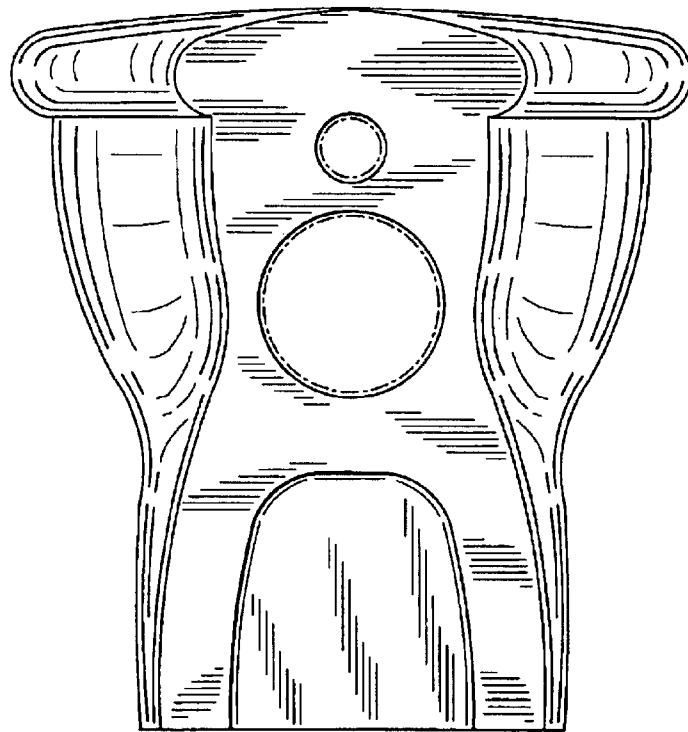


FIG. 3

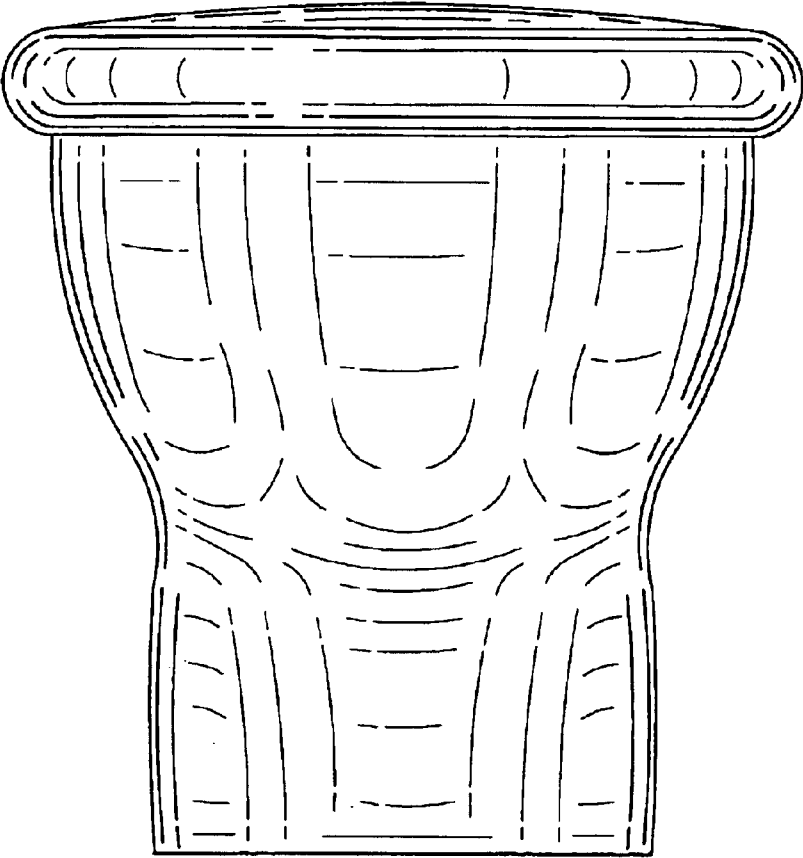


FIG. 4