

(19) World Intellectual Property Organization  
International Bureau



(43) International Publication Date  
24 November 2011 (24.11.2011)

PCT

(10) International Publication Number  
**WO 2011/146712 A1**

(51) International Patent Classification:

A01N 43/54 (2006.01) A61K 31/517 (2006.01)  
A61K 31/505 (2006.01)

(21) International Application Number:

PCT/US2011/037146

(22) International Filing Date:

19 May 2011 (19.05.2011)

(25) Filing Language:

English

(26) Publication Language:

English

(30) Priority Data:

61/347,081 21 May 2010 (21.05.2010) US  
61/374,343 17 August 2010 (17.08.2010) US

(71) Applicant (for all designated States except US): **GLAXO-SMITHKLINE LLC** [US/US]; One Franklin Plaza, 200 North 16th Street, Philadelphia, PA 19102 (US).

(72) Inventors; and

(75) Inventors/Applicants (for US only): **GILMER, Tona, M.** [US/US]; Five Moore Drive, Research Triangle Park, NC 27709 (US). **KUMAR, Rakesh** [US/US]; 1250 South Collegeville Road, Collegeville, PA 19426 (US).

(74) Agents: **DUSTMAN, Wayne, J.** et al.; GlaxoSmithKline, Corporate Intellectual Property, UW2220, 709 Swedeland Road, P.O. Box 1539, King of Prussia, PA 19406-0939 (US).

(81) Designated States (unless otherwise indicated, for every kind of national protection available): AE, AG, AL, AM, AO, AT, AU, AZ, BA, BB, BG, BH, BR, BW, BY, BZ, CA, CH, CL, CN, CO, CR, CU, CZ, DE, DK, DM, DO,

DZ, EC, EE, EG, ES, FI, GB, GD, GE, GH, GM, GT, HN, HR, HU, ID, IL, IN, IS, JP, KE, KG, KM, KN, KP, KR, KZ, LA, LC, LK, LR, LS, LT, LU, LY, MA, MD, ME, MG, MK, MN, MW, MX, MY, MZ, NA, NG, NI, NO, NZ, OM, PE, PG, PH, PL, PT, RO, RS, RU, SC, SD, SE, SG, SK, SL, SM, ST, SV, SY, TH, TJ, TM, TN, TR, TT, TZ, UA, UG, US, UZ, VC, VN, ZA, ZM, ZW.

(84) Designated States (unless otherwise indicated, for every kind of regional protection available): ARIPO (BW, GH, GM, KE, LR, LS, MW, MZ, NA, SD, SL, SZ, TZ, UG, ZM, ZW), Eurasian (AM, AZ, BY, KG, KZ, MD, RU, TJ, TM), European (AL, AT, BE, BG, CH, CY, CZ, DE, DK, EE, ES, FI, FR, GB, GR, HR, HU, IE, IS, IT, LT, LU, LV, MC, MK, MT, NL, NO, PL, PT, RO, RS, SE, SI, SK, SM, TR), OAPI (BF, BJ, CF, CG, CI, CM, GA, GN, GQ, GW, ML, MR, NE, SN, TD, TG).

Declarations under Rule 4.17:

- as to applicant's entitlement to apply for and be granted a patent (Rule 4.17(ii))
- as to the applicant's entitlement to claim the priority of the earlier application (Rule 4.17(iii))
- of inventorship (Rule 4.17(iv))

Published:

- with international search report (Art. 21(3))
- before the expiration of the time limit for amending the claims and to be republished in the event of receipt of amendments (Rule 48.2(h))

(54) Title: COMBINATION

(57) Abstract: The present invention relates to a method of treating cancer in a human and to pharmaceutical combinations useful in such treatment. In particular, the method relates to a cancer treatment method that includes administering N-{3-Chloro-4-[(3-fluorobenzyl)oxy]phenyl}-6-[5-({2-(methanesulphonyl)ethyl}amino)methyl]-2-furyl]-4-quinazolinamine, or a pharmaceutically acceptable hydrate and/or salt thereof, and N-{3-[3-cyclopropyl-5-(2-fluoro-4-iodo-phenylamino)6,8-dimethyl;-2,4,7-trioxo-3,4,6,7-tetrahydro-2H-pyrido[4,3-d]pyrimidin-1-yl]phenyl}acetamide, or a pharmaceutically acceptable salt or solvate thereof, to a human in need thereof.



WO 2011/146712 A1

## **COMBINATION**

### **FIELD OF THE INVENTION**

The present invention relates to a method of treating cancer in a mammal and to  
5 combinations useful in such treatment. In particular, the method relates to a novel  
combination comprising the dual EGF-R/erbB-2 inhibitor: N-{3-Chloro-4-[(3-  
fluorobenzyl)oxy]phenyl}-6-[5-({[2-(methanesulphonyl)ethyl]amino}methyl)-2-furyl]-4-  
quinazolinamine, or a pharmaceutically acceptable hydrate and/or salt thereof, and MEK  
inhibitor: N-{3-[3-cyclopropyl-5-(2-fluoro-4-iodo-phenylamino)6,8-dimethyl;-2,4,7-trioxo-  
10 3,4,6,7-tetrahydro-2H-pyrido[4,3-d]pyrimidin-1-yl]phenyl}acetamide, or a pharmaceutically  
acceptable salt or solvate thereof, pharmaceutical compositions comprising the same, and  
methods of using such combinations in the treatment of cancer.

### **BACKGROUND OF THE INVENTION**

15

Generally, cancer results from the deregulation of the normal processes that control  
cell division, differentiation and apoptotic cell death. Apoptosis (programmed cell death)  
plays essential roles in embryonic development and pathogenesis of various diseases, such  
as degenerative neuronal diseases, cardiovascular diseases and cancer. One of the most  
20 commonly studied pathways, which involves kinase regulation of apoptosis, is cellular  
signaling from growth factor receptors at the cell surface to the nucleus (Crews and Erikson,  
Cell, 74:215-17, 1993).

Protein tyrosine kinases (PTKs) catalyze the phosphorylation of specific tyrosyl  
residues in various proteins involved in the regulation of cell growth and differentiation. (A.F.  
25 Wilks, Progress in Growth Factor Research, 1990, 2, 97-111; S.A. Courtneidge, Dev. Suppl.,  
1993, 57-64; J.A. Cooper, Semin. Cell Biol., 1994, 5(6), 377-387; R.F. Paulson, Semin.  
Immunol., 1995, 7(4), 267-277; A.C. Chan, Curr. Opin. Immunol., 1996, 8(3), 394-401).  
Inappropriate or uncontrolled activation of many PTKs, i.e. aberrant PTK activity, for example  
by over-expression or mutation, has been shown to result in uncontrolled cell growth.

30 Aberrant protein tyrosine kinase (PTK) activity has been implicated in a variety of  
disorders including psoriasis, rheumatoid arthritis, bronchitis, as well as cancer.  
Development of effective treatments for such disorders is a constant and ongoing enterprise  
in the medical field. The ErbB family of PTKs, which includes ErbB-2, EGFR, ErbB-3 and  
ErbB-4, is one group of PTKs that has attracted interest as a therapeutic target. Currently, of

special interest, is the role of ErbB family PTKs in hyperproliferative disorders, particularly human malignancies. Elevated EGFR activity has, for example, been implicated in non-small cell lung, bladder, and head and neck cancers. Furthermore, increased ErbB-2 activity has been implicated in breast, ovarian, gastric and pancreatic cancers. Overexpression of HRG and/or HER3 has been reported in numerous cancers, including gastric, ovarian, prostate, bladder, and breast tumors and is associated with poor prognosis (B.Tanner, J Clin Oncol. 2006, 24(26):4317-23; M. Hayashi, Clin. Cancer Res. 2008.14(23):7843-9.; H. Kaya, Eur J Gynaecol Oncol. 2008;29(4):350-6;). Consequently, inhibition of ErbB family PTKs should provide a treatment for disorders characterized by aberrant ErbB family PTK activity. The biological role of ErbB family PTKs and their implication in various disease states is discussed, for instance in U.S. patent 5,773,476; International Patent Application WO 99/35146; M.C. Hung et al, Seminars in Oncology, 26: 4, Suppl. 12 (August) 1999, 51-59; Ullrich et al, Cell, 61: 203-212, April 20, 1990; Modjtahedi et al, Int'l. J. of Oncology, 13: 335-342, 1998; and J.R. Woodburn, Pharmacol. Ther., 82: 2-3, 241-250, 1999, it is generally accepted that inhibitors of ErbB family kinases will be useful for the treatment of such cancers or other condition associated with ErbB family kinases.

Mitogen-activated protein (MAP) Kinase/extracellular signal-regulated kinase (ERK) kinase (hereinafter referred to as MEK) is known to be involved in the regulation of cell proliferation as a kinase that mediates Raf-MEK-ERK signal transduction pathway, and the Raf family (B-Raf, C-Raf etc.) activates the MEK family (MEK-1, MEK-2 etc.) and the MEK family activates the ERK family (ERK-1 and ERK-2).

Activation of Raf-MEK-ERK signal transduction pathway in cancer, particularly colorectal cancer, pancreatic cancer, lung cancer, breast cancer and the like, has been frequently observed.

In addition, since the signals produced by signal molecules such as growth factor, cytokine and the like converge to the activation of MEK-ERK, inhibitors of these functions are considered to more effectively suppress Raf-MEK-ERK signal transduction than suppression of the function of upstream kinases such as RTK, Ras, and Raf.

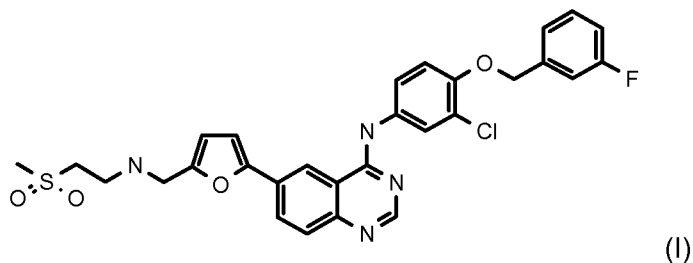
Moreover, it is also known that a compound having MEK inhibitory activity effectively induces inhibition of ERK1/2 activity and suppression of cell proliferation (The Journal of Biological Chemistry, vol. 276, No. 4, pp. 2686-2692, 2001), and the compound is expected to show effects on diseases caused by undesirable cell proliferation, such as tumor genesis and/or cancer.

It would be useful to provide a novel therapy which provides more effective and/or enhanced treatment of an individual suffering the effects of cancer.

### SUMMARY OF THE INVENTION

5 One embodiment of this invention provides a combination comprising:

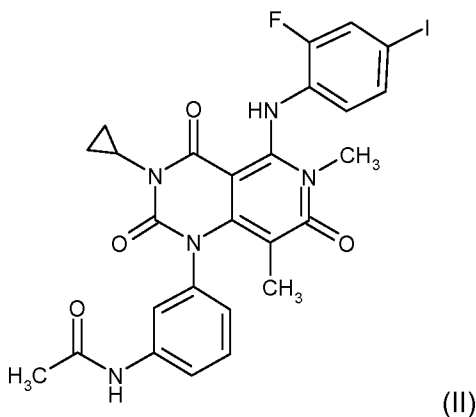
(i) a compound of Structure (I):



10

or a pharmaceutically acceptable hydrate and/or salt thereof; and

(ii) a compound of Structure (II):



15

or a pharmaceutically acceptable salt or solvate thereof.

20 One embodiment of this invention provides a method of treating cancer in a human in need thereof which comprises the in vivo administration of a therapeutically effective amount of a combination of N-{3-Chloro-4-[(3-fluorobenzyl)oxy]phenyl}-6-[5-({[2-

(methanesulphonyl)ethyl]amino}methyl)-2-furyl]-4-quinazolinamine, or a pharmaceutically acceptable hydrate and/or salt thereof, suitably the ditosylate monohydrate salt, thereof, and N-{3-[3-cyclopropyl-5-(2-fluoro-4-iodo-phenylamino)-6,8-dimethy-2,4,7-trioxo-3,4,6,7-tetrahydro-2H-pyrido[4,3-d]pyrimidin-1-yl]phenyl}acetamide, or a pharmaceutically acceptable salt or solvate, suitably the dimethyl sulfoxide solvate, thereof, to such human.

One embodiment of this invention provides a method of treating cancer in a human in need thereof which comprises the in vivo administration of a therapeutically effective amount of a combination of N-{3-Chloro-4-[(3-fluorobenzyl)oxy]phenyl}-6-[5-({[2-(methanesulphonyl)ethyl]amino}methyl)-2-furyl]-4-quinazolinamine, or a pharmaceutically acceptable hydrate and/or salt thereof, suitably the ditosylate monohydrate salt, thereof, and N-{3-[3-cyclopropyl-5-(2-fluoro-4-iodo-phenylamino)-6,8-dimethy-2,4,7-trioxo-3,4,6,7-tetrahydro-2H-pyrido[4,3-d]pyrimidin-1-yl]phenyl}acetamide, or a pharmaceutically acceptable salt or solvate, suitably the dimethyl sulfoxide solvate, thereof, to such human,

wherein the combination is administered within a specified period, and

wherein the combination is administered for a duration of time.

One embodiment of this invention provides a method of treating cancer in a human in need thereof which comprises the in vivo administration of a therapeutically effective amount of a combination of N-{3-Chloro-4-[(3-fluorobenzyl)oxy]phenyl}-6-[5-({[2-(methanesulphonyl)ethyl]amino}methyl)-2-furyl]-4-quinazolinamine, or a pharmaceutically acceptable hydrate and/or salt thereof, suitably the ditosylate monohydrate salt, thereof, and N-{3-[3-cyclopropyl-5-(2-fluoro-4-iodo-phenylamino)-6,8-dimethy-2,4,7-trioxo-3,4,6,7-tetrahydro-2H-pyrido[4,3-d]pyrimidin-1-yl]phenyl}acetamide, or a pharmaceutically acceptable salt or solvate, suitably the dimethyl sulfoxide solvate, thereof, to such human,

wherein the compounds of the combination are administered sequentially.

#### BRIEF DESCRIPTION OF THE DRAWINGS

Figure - 1 Figure 1 depicts dose response curves of cell growth inhibition 72 hours post treatment of HCC1954, MDA-MB-175VII, CHL-1 and BFTC-905 cells with Compound A, Compound B or the 10 to 1 molar ratio combination of Compound A and Compound B.

Figure - 2 Figure 2 depicts dose response curves of cell growth inhibition (A) and apoptosis induction (B) in BT474 and BT474-J4 cells determined 72 and 48 hours post

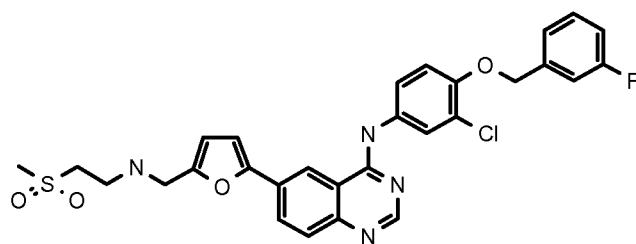
treatment with Compound A, Compound B or the 2 to 1 molar ratio combination of Compound A and Compound B respectively.

### DETAILED DESCRIPTION OF THE INVENTION

5

The present invention relates to combinations that exhibit antiproliferative activity. Suitably, the method relates to methods of treating cancer by the co-administration of N-{3-Chloro-4-[(3-fluorobenzyl)oxy]phenyl}-6-[5-({[2-(methanesulphonyl)ethyl]amino}methyl)-2-furyl]-4-quinazolinamine, or a pharmaceutically acceptable hydrate and/or salt thereof, suitably the ditosylate monohydrate salt, thereof, (hereinafter Compound A, or a pharmaceutically acceptable hydrate and/or salt, suitably the ditosylate monohydrate salt, thereof,

which compound is represented by Structure I:



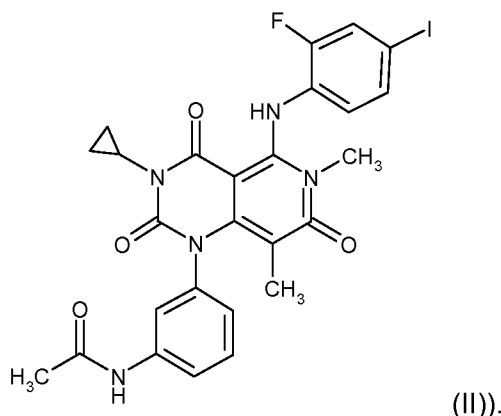
15

(I));

and N-{3-[3-cyclopropyl-5-(2-fluoro-4-iodo-phenylamino)-6,8-dimethyl-2,4,7-trioxo-3,4,6,7-tetrahydro-2H-pyrido[4,3-d]pyrimidin-1-yl]phenyl}acetamide, or a pharmaceutically acceptable salt or solvate, suitably the dimethyl sulfoxide solvate, thereof, (hereinafter Compound B or a pharmaceutically acceptable salt or solvate, suitably the dimethyl sulfoxide solvate, thereof,

20

which compound is represented by Structure II:



Compound A is disclosed and claimed, along with pharmaceutically acceptable solvates and salts thereof, as being useful as an inhibitor of EGF-R/erbB-2 activity, particularly in treatment of cancer, in International Application No. PCT/EP99/00048, having an International filing date of January 8, 1999, International Publication Number WO 99/35146 and an International Publication date of July 15, 1999, the entire disclosure of which is hereby incorporated by reference, Compound A is the compound of Example 29. Compound A can be prepared as described in International Application No. PCT/EP99/00048.

Suitably, Compound A is in the form of a ditosylate monohydrate salt. This salt form can be prepared by one of skill in the art from the description in International Application No. PCT/US01/20706, having an International filing date of June 28, 2001, International Publication Number WO 02/02552 and an International Publication date of January 10, 2002, the entire disclosure of which is hereby incorporated by reference, see particularly Example 10.

Suitable pharmaceutical compositions containing Compound A as a single active ingredient are prepared as described in International Application No. PCT/US2006/014447, having an International filing date of April 18, 2006, International Publication Number WO 06/113649 and an International Publication date of October 26, 2006, the entire disclosure of which is hereby incorporated by reference, see particularly the formulation in Table 3.

Compound A is sold commercially as the ditosylate monohydrate salt and is known by the generic name lapatinib and trade names Tykerb® and Tyverb®.

Compound B is disclosed and claimed, along with pharmaceutically acceptable salts and solvates thereof, as being useful as an inhibitor of MEK activity, particularly in treatment of cancer, in International Application No. PCT/JP2005/011082, having an International filing

date of June 10, 2005; International Publication Number WO 2005/121142 and an International Publication date of December 22, 2005, the entire disclosure of which is hereby incorporated by reference, Compound B is the compound of Example 4-1. Compound B can be prepared as described in International Application No. PCT/JP2005/011082. Compound B can be prepared as described in United States Patent Publication No. US 2006/0014768, Published January 19, 2006, the entire disclosure of which is hereby incorporated by reference.

Suitably, Compound B is in the form of a dimethyl sulfoxide solvate. Suitably, Compound B is in the form of a sodium salt. Suitably, Compound B is in the form of a solvate selected from: hydrate, acetic acid, ethanol, nitromethane, chlorobenzene, 1-pentanol, isopropyl alcohol, ethylene glycol and 3-methyl-1-butanol. These solvates and salt forms can be prepared by one of skill in the art from the description in International Application No. PCT/JP2005/011082 or United States Patent Publication No. US 2006/0014768.

The administration of a therapeutically effective amount of the combinations of the invention are advantageous over the individual component compounds in that the combinations will provide one or more of the following improved properties when compared to the individual administration of a therapeutically effective amount of a component compound: i) a greater anticancer effect than the most active single agent, ii) synergistic or highly synergistic anticancer activity, iii) a dosing protocol that provides enhanced anticancer activity with reduced side effect profile, iv) a reduction in the toxic effect profile, v) an increase in the therapeutic window, vi) an increase in the bioavailability of one or both of the component compounds, or vii) an increase in apoptosis over the individual component compounds.

The compounds of the invention may contain one or more chiral atoms, or may otherwise be capable of existing as two enantiomers. Accordingly, the compounds of this invention include mixtures of enantiomers as well as purified enantiomers or enantiomerically enriched mixtures. Also, it is understood that all tautomers and mixtures of tautomers are included within the scope of Compound A, and pharmaceutically acceptable hydrates and/or salts thereof, and Compound B, and pharmaceutically acceptable salts or solvates thereof.

The compounds of the invention may form a solvate which is understood to be a complex of variable stoichiometry formed by a solute (in this invention, Compound A or a salt thereof and/or Compound B or a salt thereof) and a solvent. Such solvents for the purpose of the invention may not interfere with the biological activity of the solute. Examples of

suitable solvents include, but are not limited to, water, methanol, dimethyl sulfoxide, ethanol and acetic acid. Suitably the solvent used is a pharmaceutically acceptable solvent. Suitably the solvent used is water.

5 The pharmaceutically acceptable salts of the compounds of the invention are readily prepared by those of skill in the art.

Also, contemplated herein is a method of treating cancer using a combination of the invention where Compound A, or a pharmaceutically acceptable hydrate and/or salt thereof, and/or Compound B or a pharmaceutically acceptable salt or solvate thereof are administered as pro-drugs. Pharmaceutically acceptable pro-drugs of the compounds of the  
10 invention are readily prepared by those of skill in the art.

When referring to a dosing protocol, the term "day", "per day" and the like, refer to a time within one calendar day which begins at midnight and ends at the following midnight.

By the term "treating" and derivatives thereof as used herein, is meant therapeutic therapy. In reference to a particular condition, treating means: (1) to ameliorate or prevent  
15 the condition of one or more of the biological manifestations of the condition, (2) to interfere with (a) one or more points in the biological cascade that leads to or is responsible for the condition or (b) one or more of the biological manifestations of the condition, (3) to alleviate one or more of the symptoms, effects or side effects associated with the condition or treatment thereof, or (4) to slow the progression of the condition or one or more of the  
20 biological manifestations of the condition. Prophylactic therapy is also contemplated thereby. The skilled artisan will appreciate that "prevention" is not an absolute term. In medicine, "prevention" is understood to refer to the prophylactic administration of a drug to substantially diminish the likelihood or severity of a condition or biological manifestation thereof, or to delay the onset of such condition or biological manifestation thereof. Prophylactic therapy is  
25 appropriate, for example, when a subject is considered at high risk for developing cancer, such as when a subject has a strong family history of cancer or when a subject has been exposed to a carcinogen.

As used herein, the term "effective amount" means that amount of a drug or pharmaceutical agent that will elicit the biological or medical response of a tissue, system,  
30 animal or human that is being sought, for instance, by a researcher or clinician. Furthermore, the term "therapeutically effective amount" means any amount which, as compared to a corresponding subject who has not received such amount, results in improved treatment, healing, prevention, or amelioration of a disease, disorder, or side effect, or a

decrease in the rate of advancement of a disease or disorder. The term also includes within its scope amounts effective to enhance normal physiological function.

By the term "combination" and derivatives thereof, as used herein is meant either, simultaneous administration or any manner of separate sequential administration of a therapeutically effective amount of Compound A, or a pharmaceutically acceptable hydrate and/or salt thereof, and Compound B or a pharmaceutically acceptable salt or solvate thereof. Preferably, if the administration is not simultaneous, the compounds are administered in a close time proximity to each other. Furthermore, it does not matter if the compounds are administered in the same dosage form, e.g. one compound may be administered topically and the other compound may be administered orally. Suitably, both compounds are administered orally.

By the term "combination kit" as used herein is meant the pharmaceutical composition or compositions that are used to administer Compound A, or a pharmaceutically acceptable hydrate and/or salt thereof, and Compound B, or a pharmaceutically acceptable salt or solvate thereof, according to the invention. When both compounds are administered simultaneously, the combination kit can contain Compound A, or a pharmaceutically acceptable hydrate and/or salt thereof, and Compound B, or a pharmaceutically acceptable salt or solvate thereof, in a single pharmaceutical composition, such as a tablet, or in separate pharmaceutical compositions. When the compounds are not administered simultaneously, the combination kit will contain Compound A, or a pharmaceutically acceptable hydrate and/or salt thereof, and Compound B, or a pharmaceutically acceptable salt or solvate thereof, in separate pharmaceutical compositions. The combination kit can comprise Compound A, or a pharmaceutically acceptable hydrate and/or salt thereof, and Compound B, or a pharmaceutically acceptable salt or solvate thereof, in separate pharmaceutical compositions in a single package or in separate pharmaceutical compositions in separate packages.

In one aspect there is provided a combination kit comprising the components:

Compound A, or a pharmaceutically acceptable hydrate and/or salt thereof, in association with a pharmaceutically acceptable carrier; and

Compound B, or a pharmaceutically acceptable salt or solvate thereof, in association with a pharmaceutically acceptable carrier.

In one embodiment of the invention the combination kit comprises the following components:

Compound A, or a pharmaceutically acceptable hydrate and/or salt thereof, in association with a pharmaceutically acceptable carrier; and

Compound B, or a pharmaceutically acceptable salt or solvate thereof, in association with a pharmaceutically acceptable carrier,

5 wherein the components are provided in a form which is suitable for sequential, separate and/or simultaneous administration.

In one embodiment the combination kit comprises:

a first container comprising Compound A, or a pharmaceutically acceptable hydrate and/or salt thereof, in association with a pharmaceutically acceptable carrier; and

10 a second container comprising Compound B, or a pharmaceutically acceptable salt or solvate thereof, in association with a pharmaceutically acceptable carrier, and a container means for containing said first and second containers.

The "combination kit" can also be provided by instruction, such as dosage and administration instructions. Such dosage and administration instructions can be of the kind that is provided to a doctor, for example by a drug product label, or they can be of the kind that is provided by a doctor, such as instructions to a patient.

Unless otherwise defined, in all dosing protocols described herein, the regimen of compounds administered does not have to commence with the start of treatment and terminate with the end of treatment, it is only required that the number of consecutive days in which both compounds are administered and the optional number of consecutive days in which only one of the component compounds is administered, or the indicated dosing protocol – including the amount of compound administered, occur at some point during the course of treatment.

As used herein the term "Compound A<sup>2</sup>" means ---Compound A, or a pharmaceutically acceptable hydrate and/or salt thereof---.

As used herein the term "Compound B<sup>2</sup>" means ---Compound B, or a pharmaceutically acceptable salt or solvate thereof---.

The term "loading dose" as used herein will be understood to mean a single dose or short duration regimen of Compound A or Compound B having a dosage higher than the maintenance dose administered to the subject to rapidly increase the blood concentration level of the drug. Suitably, a short duration regimen for use herein will be from: 1 to 14 days; suitably from 1 to 7 days; suitably from 1 to 3 days; suitably for three days; suitably for two days; suitably for one day. In some embodiments, the "loading dose" can increase the blood

concentration of the drug to a therapeutically effective level. In some embodiments, the “loading dose” can increase the blood concentration of the drug to a therapeutically effective level in conjunction with a maintenance dose of the drug. The “loading dose” can be administered once per day, or more than once per day (e.g., up to 4 times per day). Suitably the “loading dose” will be administered once a day. Suitably, the loading dose will be an amount from 2 to 100 times the maintenance dose; suitably from 2 to 10 times; suitably from 2 to 5 times; suitably 2 times; suitably 3 times; suitably 4 times; suitably 5 times. Suitably, the loading dose will be administered for from 1 to 7 days; suitably from 1 to 5 days; suitably from 1 to 3 days; suitably for 1 day; suitably for 2 days; suitably for 3 days, followed by a maintenance dosing protocol.

The term “maintenance dose” as used herein will be understood to mean a dose that is serially administered (for example., at least twice), and which is intended to either slowly raise blood concentration levels of the compound to a therapeutically effective level, or to maintain such a therapeutically effective level. The maintenance dose is generally administered once per day and the daily dose of the maintenance dose is lower than the total daily dose of the loading dose.

Suitably the combinations of this invention are administered within a “specified period”.

By the term “specified period” and derivatives thereof, as used herein is meant the interval of time between the administration of one of Compound A<sup>2</sup> and Compound B<sup>2</sup> and the other of Compound A<sup>2</sup> and Compound B<sup>2</sup>. Unless otherwise defined, the specified period can include simultaneous administration. When both compounds of the invention are administered once a day the specified period refers to timing of the administration of Compound A<sup>2</sup> and Compound B<sup>2</sup> during a single day. When one or both compounds of the invention are administered more than once a day, the specified period is calculated based on the first administration of each compound on a specific day. All administrations of a compound of the invention that are subsequent to the first during a specific day are not considered when calculating the specific period.

Suitably, if the compounds are administered within a “specified period” and not administered simultaneously, they are both administered within about 24 hours of each other – in this case, the specified period will be about 24 hours; suitably they will both be administered within about 12 hours of each other – in this case, the specified period will be about 12 hours; suitably they will both be administered within about 11 hours of each other –

in this case, the specified period will be about 11 hours; suitably they will both be administered within about 10 hours of each other – in this case, the specified period will be about 10 hours; suitably they will both be administered within about 9 hours of each other – in this case, the specified period will be about 9 hours; suitably they will both be administered within about 8 hours of each other – in this case, the specified period will be about 8 hours; suitably they will both be administered within about 7 hours of each other – in this case, the specified period will be about 7 hours; suitably they will both be administered within about 6 hours of each other – in this case, the specified period will be about 6 hours; suitably they will both be administered within about 5 hours of each other – in this case, the specified period will be about 5 hours; suitably they will both be administered within about 4 hours of each other – in this case, the specified period will be about 4 hours; suitably they will both be administered within about 3 hours of each other – in this case, the specified period will be about 3 hours; suitably they will be administered within about 2 hours of each other – in this case, the specified period will be about 2 hours; suitably they will both be administered within about 1 hour of each other – in this case, the specified period will be about 1 hour. As used herein, the administration of Compound A<sup>2</sup> and Compound B<sup>2</sup> in less than about 45 minutes apart is considered simultaneous administration.

Suitably, when the combination of the invention is administered for a “specified period”, the compounds will be co-administered for a “duration of time”.

By the term “duration of time” and derivatives thereof, as used herein is meant that both compounds of the invention are administered within a “specified period” for an indicated number of consecutive days, optionally followed by a number of consecutive days where only one of the component compounds is administered.

Regarding “specified period” administration:

Suitably, during the course of treatment, both compounds will be administered within a specified period for at least 1 day – in this case, the duration of time will be at least 1 day; suitably, during the course of treatment, both compounds will be administered within a specified period for at least 2 consecutive days – in this case, the duration of time will be at least 2 days; suitably, during the course of treatment, both compounds will be administered within a specified period for at least 3 consecutive days – in this case, the duration of time will be at least 3 days; suitably, during the course of treatment, both compounds will be administered within a specified period for at least 5 consecutive days – in this case, the duration of time will be at least 5 days; suitably, during the course of treatment, both compounds will be administered within a specified period for at least 7 consecutive days – in

this case, the duration of time will be at least 7 days; suitably, during the course of treatment, both compounds will be administered within a specified period for at least 14 consecutive days – in this case, the duration of time will be at least 14 days; suitably, during the course of treatment, both compounds will be administered within a specified period for at least 30 consecutive days – in this case, the duration of time will be at least 30 days. When, during the course of treatment, both compounds are administered within a specified period for over 30 days, the treatment is considered chronic treatment and will continue until an altering event, such as a reassessment in cancer status or a change in the condition of the patient, warrants a modification to the protocol.

Further regarding “specified period” administration:

Suitably, during the course of treatment, both compounds will be administered within a specified period for at least 1 day, followed by the administration of Compound A<sup>2</sup> alone for at least 1 day – in this case, the duration of time will be at least 2 days; suitably, during the course of treatment, both compounds will be administered within a specified period for at least 1 day, followed by administration of Compound A<sup>2</sup> alone for at least 2 days – in this case, the duration of time will be at least 3 days; suitably, during the course of treatment, both compounds will be administered within a specified period for at least 1 day, followed by administration of Compound A<sup>2</sup> alone for at least 3 days – in this case, the duration of time will be at least 4 days; suitably, during the course of treatment, both compounds will be administered within a specified period for at least 1 day, followed by administration of Compound A<sup>2</sup> alone for at least 4 days – in this case, the duration of time will be at least 5 days; suitably, during the course of treatment, both compounds will be administered within a specified period for at least 1 day, followed by administration of Compound A<sup>2</sup> alone for at least 5 days – in this case, the duration of time will be at least 6 days; suitably, during the course of treatment, both compounds will be administered within a specified period for at least 1 day, followed by administration of Compound A<sup>2</sup> alone for at least 6 days – in this case, the duration of time will be at least 7 days; suitably, during the course of treatment, both compounds will be administered within a specified period for at least 1 day, followed by administration of Compound A<sup>2</sup> alone for at least 7 days – in this case, the duration of time will be at least 8 days; suitably, during the course of treatment, both compounds will be administered within a specified period for at least 2 consecutive days, followed by administration of Compound A<sup>2</sup> alone for at least 1 day – in this case, the duration of time will

be at least 3 days; suitably, during the course of treatment, both compounds will be administered within a specified period for at least 2 consecutive days, followed by administration of Compound A<sup>2</sup> alone for at least 2 consecutive days – in this case, the duration of time will be at least 4 days; suitably, during the course of treatment, both compounds will be administered within a specified period for at least 2 consecutive days, followed by administration of Compound A<sup>2</sup> alone for at least 3 consecutive days – in this case, the duration of time will be at least 5 days; suitably, during the course of treatment, both compounds will be administered within a specified period for at least 2 consecutive days, followed by administration of Compound A<sup>2</sup> alone for at least 4 consecutive days – in this case, the duration of time will be at least 6 days; suitably, during the course of treatment, both compounds will be administered within a specified period for at least 2 consecutive days, followed by administration of Compound A<sup>2</sup> alone for at least 5 consecutive days – in this case, the duration of time will be at least 7 days; suitably, during the course of treatment, both compounds will be administered within a specified period for at least 2 consecutive days, followed by administration of Compound A<sup>2</sup> alone for at least 6 consecutive days – in this case, the duration of time will be at least 8 days; suitably, during the course of treatment, both compounds will be administered within a specified period for at least 2 consecutive days, followed by administration of Compound A<sup>2</sup> alone for at least 7 consecutive days – in this case, the duration of time will be at least 9 days; suitably, during the course of treatment, both compounds will be administered within a specified period for at least 3 consecutive days, followed by administration of Compound A<sup>2</sup> alone for at least 1 day – in this case, the duration of time will be at least 4 days; suitably, during the course of treatment, both compounds will be administered within a specified period for at least 3 consecutive days, followed by administration of Compound A<sup>2</sup> alone for at least 2 consecutive days – in this case, the duration of time will be at least 5 days; suitably, during the course of treatment, both compounds will be administered within a specified period for at least 3 consecutive days, followed by administration of Compound A<sup>2</sup> alone for at least 3 consecutive days – in this case, the duration of time will be at least 6 days; suitably, during the course of treatment, both compounds will be administered within a specified period for at least 3 consecutive days, followed by administration of Compound A<sup>2</sup> alone for at least 4 consecutive days – in this case, the duration of time will be at least 7 days; suitably, during the course of treatment,

both compounds will be administered within a specified period for at least 3 consecutive days, followed by administration of Compound A<sup>2</sup> alone for at least 5 consecutive days – in this case, the duration of time will be at least 8 days; suitably, during the course of treatment, both compounds will be administered within a specified period for at least 3 consecutive days, followed by administration of Compound A<sup>2</sup> alone for at least 6 consecutive days – in this case, the duration of time will be at least 9 days; suitably, during the course of treatment, both compounds will be administered within a specified period for at least 3 consecutive days, followed by administration of Compound A<sup>2</sup> alone for at least 7 consecutive days – in this case, the duration of time will be at least 10 days; suitably, during the course of treatment, both compounds will be administered within a specified period for at least 4 consecutive days, followed by administration of Compound A<sup>2</sup> alone for at least 1 day – in this case, the duration of time will be at least 5 consecutive days; suitably, during the course of treatment, both compounds will be administered within a specified period for at least 4 consecutive days, followed by administration of Compound A<sup>2</sup> alone for at least 2 consecutive days – in this case, the duration of time will be at least 6 consecutive days; suitably, during the course of treatment, both compounds will be administered within a specified period for at least 4 consecutive days, followed by administration of Compound A<sup>2</sup> alone for at least 3 consecutive days – in this case, the duration of time will be at least 7 consecutive days; suitably, during the course of treatment, both compounds will be administered within a specified period for at least 4 consecutive days, followed by administration of Compound A<sup>2</sup> alone for at least 4 consecutive days – in this case, the duration of time will be at least 8 consecutive days; suitably, during the course of treatment, both compounds will be administered within a specified period for at least 4 consecutive days, followed by administration of Compound A<sup>2</sup> alone for at least 7 consecutive days – in this case, the duration of time will be at least 11 consecutive days; suitably, during the course of treatment, both compounds will be administered within a specified period for at least 5 consecutive days, followed by administration of Compound A<sup>2</sup> alone for at least 1 day – in this case, the duration of time will be at least 6 consecutive days; suitably, during the course of treatment, both compounds will be administered within a specified period for at least 5 consecutive days, followed by administration of Compound A<sup>2</sup> alone for at least 2 consecutive days – in this case, the duration of time will be at least 7 consecutive days;

suitably, during the course of treatment, both compounds will be administered within a specified period for at least 5 consecutive days, followed by administration of Compound A<sup>2</sup> alone for at least 3 consecutive days – in this case, the duration of time will be at least 8 consecutive days; suitably, during the course of treatment, both compounds will be administered within a specified period for at least 5 consecutive days, followed by administration of Compound A<sup>2</sup> alone for at least 4 consecutive days – in this case, the duration of time will be at least 9 consecutive days; suitably, during the course of treatment, both compounds will be administered within a specified period for at least 5 consecutive days, followed by administration of Compound A<sup>2</sup> alone for at least 5 consecutive days – in this case, the duration of time will be at least 10 consecutive days; suitably, during the course of treatment, both compounds will be administered within a specified period for at least 7 consecutive days, followed by administration of Compound A<sup>2</sup> alone for at least 2 consecutive days – in this case, the duration of time will be at least 9 consecutive days; suitably, during the course of treatment, both compounds will be administered within a specified period for at least 14 consecutive days, followed by administration of Compound A<sup>2</sup> alone for at least 7 consecutive days – in this case, the duration of time will be at least 21 consecutive days; suitably, during the course of treatment, both compounds will be administered within a specified period for at least 30 consecutive days, followed by administration of Compound A<sup>2</sup> alone for at least 7 consecutive days – in this case, the duration of time will be at least 37 consecutive days. Suitably, during the course of treatment, both compounds will be administered within a specified period for from 1 to 3 consecutive days, followed by administration of Compound A<sup>2</sup> alone for from 3 to 7 consecutive days. Suitably, during the course of treatment, both compounds will be administered within a specified period for from 3 to 6 consecutive days, followed by administration of Compound A<sup>2</sup> alone for from 1 to 4 consecutive days. Suitably, during the course of treatment, both compounds will be administered within a specified period for 5 consecutive days, followed by administration of Compound A<sup>2</sup> alone for 2 consecutive days. Suitably, during the course of treatment, both compounds will be administered within a specified period for 2 consecutive days, followed by administration of Compound A<sup>2</sup> alone for from 3 to 7 consecutive days. Suitably, during the course of treatment, both compounds will be administered within a specified period for from 1 to 3 days over a 7 day period, and during

the other days of the 7 day period Compound A<sup>2</sup> will be administered alone. Suitably, during the course of treatment, both compounds will be administered within a specified period for 2 days over a 7 day period, and during the other days of the 7 day period Compound A<sup>2</sup> will be administered alone.

5 Further regarding "specified period" administration:

Suitably, during the course of treatment, both compounds will be administered within a specified period for at least 1 day, followed by the administration of Compound B<sup>2</sup> alone for at least 1 day – in this case, the duration of time will be at least 2 days; suitably, during the course of treatment, both compounds will be administered within a specified period for at  
10 least 1 day, followed by administration of Compound B<sup>2</sup> alone for at least 2 days – in this case, the duration of time will be at least 3 days; suitably, during the course of treatment, both compounds will be administered within a specified period for at least 1 day, followed by administration of Compound B<sup>2</sup> alone for at least 3 days – in this case, the duration of time  
15 will be at least 4 days; suitably, during the course of treatment, both compounds will be administered within a specified period for at least 1 day, followed by administration of Compound B<sup>2</sup> alone for at least 4 days – in this case, the duration of time will be at least 5 days; suitably, during the course of treatment, both compounds will be administered within a specified period for at least 1 day, followed by administration of Compound B<sup>2</sup> alone for at  
20 least 5 days – in this case, the duration of time will be at least 6 days; suitably, during the course of treatment, both compounds will be administered within a specified period for at least 1 day, followed by administration of Compound B<sup>2</sup> alone for at least 6 days – in this case, the duration of time will be at least 7 days; suitably, during the course of treatment, both compounds will be administered within a specified period for at least 1 day, followed by administration of Compound B<sup>2</sup> alone for at least 7 days – in this case, the duration of time  
25 will be at least 8 days; suitably, during the course of treatment, both compounds will be administered within a specified period for at least 2 consecutive days, followed by administration of Compound B<sup>2</sup> alone for at least 1 day – in this case, the duration of time will be at least 3 days; suitably, during the course of treatment, both compounds will be administered within a specified period for at least 2 consecutive days, followed by  
30 administration of Compound B<sup>2</sup> alone for at least 2 consecutive days – in this case, the duration of time will be at least 4 days; suitably, during the course of treatment, both

compounds will be administered within a specified period for at least 2 consecutive days, followed by administration of Compound B<sup>2</sup> alone for at least 3 consecutive days – in this case, the duration of time will be at least 5 days; suitably, during the course of treatment, both compounds will be administered within a specified period for at least 2 consecutive

5 days, followed by administration of Compound B<sup>2</sup> alone for at least 4 consecutive days – in this case, the duration of time will be at least 6 days; suitably, during the course of treatment, both compounds will be administered within a specified period for at least 2 consecutive days, followed by administration of Compound B<sup>2</sup> alone for at least 5 consecutive days – in this case, the duration of time will be at least 7 days; suitably, during the course of treatment,

10 both compounds will be administered within a specified period for at least 2 consecutive days, followed by administration of Compound B<sup>2</sup> alone for at least 6 consecutive days – in this case, the duration of time will be at least 8 days; suitably, during the course of treatment, both compounds will be administered within a specified period for at least 2 consecutive days, followed by administration of Compound B<sup>2</sup> alone for at least 7 consecutive days – in

15 this case, the duration of time will be at least 9 days; suitably, during the course of treatment, both compounds will be administered within a specified period for at least 3 consecutive days, followed by administration of Compound B<sup>2</sup> alone for at least 1 day – in this case, the duration of time will be at least 4 days; suitably, during the course of treatment, both compounds will be administered within a specified period for at least 3 consecutive days,

20 followed by administration of Compound B<sup>2</sup> alone for at least 2 consecutive days – in this case, the duration of time will be at least 5 days; suitably, during the course of treatment, both compounds will be administered within a specified period for at least 3 consecutive days, followed by administration of Compound B<sup>2</sup> alone for at least 3 consecutive days – in this case, the duration of time will be at least 6 days; suitably, during the course of treatment,

25 both compounds will be administered within a specified period for at least 3 consecutive days, followed by administration of Compound B<sup>2</sup> alone for at least 4 consecutive days – in this case, the duration of time will be at least 7 days; suitably, during the course of treatment, both compounds will be administered within a specified period for at least 3 consecutive days, followed by administration of Compound B<sup>2</sup> alone for at least 5 consecutive days – in

30 this case, the duration of time will be at least 8 days; suitably, during the course of treatment, both compounds will be administered within a specified period for at least 3 consecutive

days, followed by administration of Compound B<sup>2</sup> alone for at least 6 consecutive days – in this case, the duration of time will be at least 9 days; suitably, during the course of treatment, both compounds will be administered within a specified period for at least 3 consecutive days, followed by administration of Compound B<sup>2</sup> alone for at least 7 consecutive days – in

5 this case, the duration of time will be at least 10 days; suitably, during the course of treatment, both compounds will be administered within a specified period for at least 4 consecutive days, followed by administration of Compound B<sup>2</sup> alone for at least 1 day – in this case, the duration of time will be at least 5 consecutive days; suitably, during the course of treatment, both compounds will be administered within a specified period for at least 4

10 consecutive days, followed by administration of Compound B<sup>2</sup> alone for at least 2 consecutive days – in this case, the duration of time will be at least 6 consecutive days; suitably, during the course of treatment, both compounds will be administered within a specified period for at least 4 consecutive days, followed by administration of Compound B<sup>2</sup> alone for at least 3 consecutive days – in this case, the duration of time will be at least 7

15 consecutive days; suitably, during the course of treatment, both compounds will be administered within a specified period for at least 4 consecutive days, followed by administration of Compound B<sup>2</sup> alone for at least 4 consecutive days – in this case, the duration of time will be at least 8 consecutive days; suitably, during the course of treatment, both compounds will be administered within a specified period for at least 4 consecutive

20 days, followed by administration of Compound B<sup>2</sup> alone for at least 7 consecutive days – in this case, the duration of time will be at least 11 consecutive days; suitably, during the course of treatment, both compounds will be administered within a specified period for at least 5 consecutive days, followed by administration of Compound B<sup>2</sup> alone for at least 1 day – in this case, the duration of time will be at least 6 consecutive days; suitably, during the course

25 of treatment, both compounds will be administered within a specified period for at least 5 consecutive days, followed by administration of Compound B<sup>2</sup> alone for at least 2 consecutive days – in this case, the duration of time will be at least 7 consecutive days; suitably, during the course of treatment, both compounds will be administered within a specified period for at least 5 consecutive days, followed by administration of Compound B<sup>2</sup>

30 alone for at least 3 consecutive days – in this case, the duration of time will be at least 8 consecutive days; suitably, during the course of treatment, both compounds will be

administered within a specified period for at least 5 consecutive days, followed by administration of Compound B<sup>2</sup> alone for at least 4 consecutive days – in this case, the duration of time will be at least 9 consecutive days; suitably, during the course of treatment, both compounds will be administered within a specified period for at least 5 consecutive

5 days, followed by administration of Compound B<sup>2</sup> alone for at least 5 consecutive days – in this case, the duration of time will be at least 10 consecutive days; suitably, during the course of treatment, both compounds will be administered within a specified period for at least 7 consecutive days, followed by administration of Compound B<sup>2</sup> alone for at least 2 consecutive days – in this case, the duration of time will be at least 9 consecutive days;

10 suitably, during the course of treatment, both compounds will be administered within a specified period for at least 14 consecutive days, followed by administration of Compound B<sup>2</sup> alone for at least 7 consecutive days – in this case, the duration of time will be at least 21 consecutive days; suitably, during the course of treatment, both compounds will be administered within a specified period for at least 30 consecutive days, followed by

15 administration of Compound B<sup>2</sup> alone for at least 7 consecutive days – in this case, the duration of time will be at least 37 consecutive days. Suitably, during the course of treatment, both compounds will be administered within a specified period for from 1 to 3 consecutive days, followed by administration of Compound B<sup>2</sup> alone for from 3 to 7 consecutive days. Suitably, during the course of treatment, both compounds will be

20 administered within a specified period for from 3 to 6 consecutive days, followed by administration of Compound B<sup>2</sup> alone for from 1 to 4 consecutive days. Suitably, during the course of treatment, both compounds will be administered within a specified period for 5 consecutive days, followed by administration of Compound B<sup>2</sup> alone for 2 consecutive days. Suitably, during the course of treatment, both compounds will be administered within a

25 specified period for 2 consecutive days, followed by administration of Compound B<sup>2</sup> alone for from 3 to 7 consecutive days. Suitably, during the course of treatment, both compounds will be administered within a specified period for from 1 to 3 days over a 7 day period, and during the other days of the 7 day period Compound B<sup>2</sup> will be administered alone. Suitably, during the course of treatment, both compounds will be administered within a specified period for 2

30 days over a 7 day period, and during the other days of the 7 day period Compound B<sup>2</sup> will be administered alone.

Further regarding "specified period" administration:

Suitably, during the course of treatment, Compound A<sup>2</sup> and Compound B<sup>2</sup> will be administered within a specified period for from 1 to 3 days over a 7 day period, and during the other days of the 7 day period Compound A<sup>2</sup> will be administered alone. Suitably, this 7 day protocol is repeated for 2 cycles or for 14 days; suitably for 4 cycles or 28 days; suitably for continuous administration.

Suitably, during the course of treatment, Compound A<sup>2</sup> and Compound B<sup>2</sup> will be administered within a specified period for from 1 to 3 days over a 7 day period, and during the other days of the 7 day period Compound B<sup>2</sup> will be administered alone. Suitably, this 7 day protocol is repeated for 2 cycles or for 14 days; suitably for 4 cycles or 28 days; suitably for continuous administration.

Suitably, during the course of treatment, Compound A<sup>2</sup> and Compound B<sup>2</sup> will be administered within a specified period for 3 days over a 7 day period, and during the other days of the 7 day period Compound A<sup>2</sup> will be administered alone. Suitably, this 7 day protocol is repeated for 2 cycles or for 14 days; suitably for 4 cycles or 28 days; suitably for continuous administration.

Suitably, during the course of treatment, Compound A<sup>2</sup> and Compound B<sup>2</sup> will be administered within a specified period for 3 days over a 7 day period, and during the other days of the 7 day period Compound B<sup>2</sup> will be administered alone. Suitably, this 7 day protocol is repeated for 2 cycles or for 14 days; suitably for 4 cycles or 28 days; suitably for continuous administration.

Suitably, during the course of treatment, Compound A<sup>2</sup> and Compound B<sup>2</sup> will be administered within a specified period for 2 days over a 7 day period, and during the other days of the 7 day period Compound A<sup>2</sup> will be administered alone. Suitably, this 7 day protocol is repeated for 2 cycles or for 14 days; suitably for 4 cycles or 28 days; suitably for continuous administration.

Suitably, during the course of treatment, Compound A<sup>2</sup> and Compound B<sup>2</sup> will be administered within a specified period for 2 days over a 7 day period, and during the other days of the 7 day period Compound B<sup>2</sup> will be administered alone. Suitably, this 7 day protocol is repeated for 2 cycles or for 14 days; suitably for 4 cycles or 28 days; suitably for continuous administration.

Suitably, during the course of treatment, Compound A<sup>2</sup> and Compound B<sup>2</sup> will be administered within a specified period for 1 day during a 7 day period, and during the other days of the 7 day period Compound A<sup>2</sup> will be administered alone. Suitably, this 7 day protocol is repeated for 2 cycles or for 14 days; suitably for 4 cycles or 28 days; suitably for continuous administration.

Suitably, during the course of treatment, Compound A<sup>2</sup> and Compound B<sup>2</sup> will be administered within a specified period for 1 day during a 7 day period, and during the other days of the 7 day period Compound B<sup>2</sup> will be administered alone. Suitably, this 7 day protocol is repeated for 2 cycles or for 14 days; suitably for 4 cycles or 28 days; suitably for continuous administration.

Suitably, during the course of treatment, Compound A<sup>2</sup> and Compound B<sup>2</sup> will be administered within a specified period for from 1 to 5 days over a 14 day period, and during the other days of the 14 day period Compound A<sup>2</sup> will be administered alone. Suitably, this 14 day protocol is repeated for 2 cycles or for 28 days; suitably for continuous administration.

Suitably, during the course of treatment, Compound A<sup>2</sup> and Compound B<sup>2</sup> will be administered within a specified period for from 1 to 5 days over a 14 day period, and during the other days of the 14 day period Compound B<sup>2</sup> will be administered alone. Suitably, this 14 day protocol is repeated for 2 cycles or for 28 days; suitably for continuous administration.

Suitably, if the compounds are not administered during a "specified period", they are administered sequentially. By the term "sequential administration", and derivatives thereof, as used herein is meant that one of Compound A<sup>2</sup> and Compound B<sup>2</sup> is administered for 1 or more consecutive days and the other of Compound A<sup>2</sup> and Compound B<sup>2</sup> is subsequently administered for 1 or more consecutive days. Unless otherwise defined, the "sequential administration" and in all dosing protocols described herein, do not have to commence with the start of treatment and terminate with the end of treatment, it is only required that the administration of one of Compound A<sup>2</sup> and Compound B<sup>2</sup> followed by the administration of the other of Compound A<sup>2</sup> and Compound B<sup>2</sup>, or the indicated dosing protocol, occur at some point during the course of treatment. Also, contemplated herein is a drug holiday utilized between the sequential administration of one of Compound A<sup>2</sup> and Compound B<sup>2</sup> and the other of Compound A<sup>2</sup> and Compound B<sup>2</sup>. As used herein, a drug holiday is a

period of days after the sequential administration of one of Compound A<sup>2</sup> and Compound B<sup>2</sup> and before the administration of the other of Compound A<sup>2</sup> and Compound B<sup>2</sup> where neither Compound A<sup>2</sup> nor Compound B<sup>2</sup> is administered. Suitably the drug holiday will be a period of days selected from: 1 day, 2 days, 3 days, 4 days, 5 days, 6 days, 7 days, 8 days, 9 days, 10 days, 11 days, 12 days, 13 days and 14 days.

Regarding sequential administration:

Suitably, one of Compound A<sup>2</sup> and Compound B<sup>2</sup> is administered for from 1 to 30 consecutive days, followed by an optional drug holiday, followed by administration of the other of Compound A<sup>2</sup> and Compound B<sup>2</sup> for from 1 to 30 consecutive days. Suitably, one of Compound A<sup>2</sup> and Compound B<sup>2</sup> is administered for from 1 to 21 consecutive days, followed by an optional drug holiday, followed by administration of the other of Compound A<sup>2</sup> and Compound B<sup>2</sup> for from 1 to 21 consecutive days. Suitably, one of Compound A<sup>2</sup> and Compound B<sup>2</sup> is administered for from 1 to 14 consecutive days, followed by a drug holiday of from 1 to 14 days, followed by administration of the other of Compound A<sup>2</sup> and Compound B<sup>2</sup> for from 1 to 14 consecutive days. Suitably, one of Compound A<sup>2</sup> and Compound B<sup>2</sup> is administered for from 2 to 7 consecutive days, followed by a drug holiday of from 2 to 10 days, followed by administration of the other of Compound A<sup>2</sup> and Compound B<sup>2</sup> for from 2 to 7 consecutive days.

Suitably, Compound B<sup>2</sup> will be administered first in the sequence, followed by an optional drug holiday, followed by administration of Compound A<sup>2</sup>. Suitably, Compound B<sup>2</sup> is administered for from 1 to 21 consecutive days, followed by an optional drug holiday, followed by administration of Compound A<sup>2</sup> for from 1 to 21 consecutive days. Suitably, Compound B<sup>2</sup> is administered for from 3 to 21 consecutive days, followed by a drug holiday of from 1 to 14 days, followed by administration of Compound A<sup>2</sup> for from 3 to 21 consecutive days. Suitably, Compound B<sup>2</sup> is administered for from 3 to 21 consecutive days, followed by a drug holiday of from 3 to 14 days, followed by administration of Compound A<sup>2</sup> for from 3 to 21 consecutive days. Suitably, Compound B<sup>2</sup> is administered for 21 consecutive days, followed by an optional drug holiday, followed by administration of Compound A<sup>2</sup> for 14

consecutive days. Suitably, Compound B<sup>2</sup> is administered for 14 consecutive days, followed by a drug holiday of from 1 to 14 days, followed by administration of Compound A<sup>2</sup> for 14 consecutive days. Suitably, Compound B<sup>2</sup> is administered for 7 consecutive days, followed by a drug holiday of from 3 to 10 days, followed by administration of Compound A<sup>2</sup> for 7 consecutive days. Suitably, Compound B<sup>2</sup> is administered for 3 consecutive days, followed by a drug holiday of from 3 to 14 days, followed by administration of Compound A<sup>2</sup> for 7 consecutive days. Suitably, Compound B<sup>2</sup> is administered for 3 consecutive days, followed by a drug holiday of from 3 to 10 days, followed by administration of Compound A<sup>2</sup> for 3 consecutive days.

10           Suitably, Compound A<sup>2</sup> will be administered first in the sequence, followed by an optional drug holiday, followed by administration of Compound B<sup>2</sup>. Suitably, Compound A<sup>2</sup> is administered for from 1 to 21 consecutive days, followed by an optional drug holiday, followed by administration of Compound B<sup>2</sup> for from 1 to 21 consecutive days. Suitably, Compound A<sup>2</sup> is administered for from 3 to 21 consecutive days, followed by a drug holiday of from 1 to 14 days, followed by administration of Compound B<sup>2</sup> for from 3 to 21 consecutive days. Suitably, Compound A<sup>2</sup> is administered for from 3 to 21 consecutive days, followed by a drug holiday of from 3 to 14 days, followed by administration of Compound B<sup>2</sup> for from 3 to 21 consecutive days. Suitably, Compound A<sup>2</sup> is administered for 21 consecutive days, followed by an optional drug holiday, followed by administration of Compound B<sup>2</sup> for 14 consecutive days. Suitably, Compound A<sup>2</sup> is administered for 14 consecutive days, followed by a drug holiday of from 1 to 14 days, followed by administration of Compound B<sup>2</sup> for 14 consecutive days. Suitably, Compound A<sup>2</sup> is administered for 7 consecutive days, followed by a drug holiday of from 3 to 10 days, followed by administration of Compound B<sup>2</sup> for 7 consecutive days. Suitably, Compound A<sup>2</sup> is administered for 3 consecutive days, followed by a drug holiday of from 3 to 14 days, followed by administration of Compound B<sup>2</sup> for 7 consecutive days. Suitably, Compound A<sup>2</sup> is administered for 3 consecutive days, followed by a drug holiday of from 3 to 10 days, followed by administration of Compound B<sup>2</sup> for 3

consecutive days. Suitably, Compound A<sup>2</sup> is administered for 7 consecutive days, followed by administration of Compound B<sup>2</sup> for 1 day. Suitably, Compound A<sup>2</sup> is administered for 6 consecutive days, followed by administration of Compound B<sup>2</sup> for 1 day. Suitably, Compound B<sup>2</sup> is administered for 1 day, followed by administration of Compound A<sup>2</sup> for 7 consecutive days. Suitably, Compound B<sup>2</sup> is administered for 1 day, followed by administration of Compound A<sup>2</sup> for 6 consecutive days.

It is understood that a "specified period" administration and a "sequential" administration can be followed by one or more cycles of repeat dosing or can be followed by an alternate dosing protocol, and a drug holiday may precede the repeat dosing or alternate dosing protocol.

Suitably, the amount of Compound A<sup>2</sup> administered as part of the combination according to the present invention will be an amount selected from about 250mg to about 1,500mg; suitably, the amount will be selected from about 500mg to about 1,250mg; suitably, the amount will be selected from about 750mg to about 1,250mg; suitably, the amount will be selected from about 1,000mg to about 1,250mg; suitably, the amount will be 250mg, suitably, the amount will be 500mg, suitably, the amount will be 750mg, suitably, the amount will be 1,000mg, suitably, the amount will be 1,250mg; suitably, the amount will be 1,500mg. Accordingly, the amount of Compound A<sup>2</sup> administered as part of the combination according to the present invention will be an amount selected from about 250mg to about 1,500 mg. For example, the amount of Compound A<sup>2</sup> administered as part of the combination according to the present invention is suitably selected from 250mg, 500mg, 750mg, 1,000mg, 1,250mg and 1,500mg. Suitably, the selected amount of Compound A<sup>2</sup> is administered from 1 to 4 times a day, in one or more tablets. Suitably, the selected amount of Compound A<sup>2</sup> is administered twice a day, in one or more tablets. Suitably, the selected amount of Compound A<sup>2</sup> is administered once a day, in one or more tablets. Suitably, the administration of Compound A<sup>2</sup> will begin as a loading dose. Suitably, the loading dose will be an amount from 2 to 100 times the maintenance dose; suitably from 2 to 10 times; suitably from 2 to 5 times; suitably 2 times; suitably 3 times; suitably 4 times; suitably 5 times. Suitably, the loading does will be administered from 1 to 7 days; suitably from 1 to 5 days;

suitably from 1 to 3 days; suitably for 1 day; suitably for 2 days; suitably for 3 days, followed by a maintenance dosing protocol.

Suitably, the amount of Compound B<sup>2</sup> administered as part of the combination according to the present invention will be an amount selected from about 0.125mg to about 10mg; suitably, the amount will be selected from about 0.25mg to about 9mg; suitably, the amount will be selected from about 0.25mg to about 8mg; suitably, the amount will be selected from about 0.5mg to about 8mg; suitably, the amount will be selected from about 0.5mg to about 7mg; suitably, the amount will be selected from about 1mg to about 7mg; suitably, the amount will be about 5mg. Accordingly, the amount of Compound A administered as part of the combination according to the present invention will be an amount selected from about 0.125mg to about 10 mg. For example, the amount of Compound B<sup>2</sup> administered as part of the combination according to the present invention can be 0.125mg, 0.25mg, 0.5mg, 0.75mg, 1mg, 1.5mg, 2mg, 2.5mg, 3mg, 3.5mg, 4mg, 4.5mg, 5mg, 5.5mg, 6mg, 6.5mg, 7mg, 7.5mg, 8mg, 8.5mg, 9mg, 9.5mg, 10mg. Suitably, the selected amount of Compound B<sup>2</sup> is administered from 1 to 4 times a day. Suitably, the selected amount of Compound B<sup>2</sup> is administered twice a day. Suitably, the selected amount of Compound B<sup>2</sup> is administered once a day. Suitably, the administration of Compound B<sup>2</sup> will begin as a loading dose. Suitably, the loading dose will be an amount from 2 to 100 times the maintenance dose; suitably from 2 to 10 times; suitably from 2 to 5 times; suitably 2 times; suitably 3 times; suitably 4 times; suitably 5 times. Suitably, the loading does will be administered from 1 to 7 days; suitably from 1 to 5 days; suitably from 1 to 3 days; suitably for 1 day; suitably for 2 days; suitably for 3 days, followed by a maintenance dosing protocol.

As used herein, all amounts specified for Compound A<sup>2</sup> and Compound B<sup>2</sup> are indicated as the administered amount of free or unsalted and unsolvated compound per dose.

The method of the present invention may also be employed with other therapeutic methods of cancer treatment.

While it is possible that, for use in therapy, therapeutically effective amounts of the combinations of the present invention may be administered as the raw chemical, it is preferable to present the combinations as a pharmaceutical composition or compositions. Accordingly, the invention further provides pharmaceutical compositions, which include Compound A<sup>2</sup> and/or Compound B<sup>2</sup>, and one or more pharmaceutically acceptable carriers.

The combinations of the present invention are as described above. The carrier(s) must be acceptable in the sense of being compatible with the other ingredients of the formulation, capable of pharmaceutical formulation, and not deleterious to the recipient thereof. In accordance with another aspect of the invention there is also provided a process for the preparation of a pharmaceutical formulation including admixing Compound A<sup>2</sup> and/or Compound B<sup>2</sup> with one or more pharmaceutically acceptable carriers. As indicated above, such elements of the pharmaceutical combination utilized may be presented in separate pharmaceutical compositions or formulated together in one pharmaceutical formulation.

Pharmaceutical formulations may be presented in unit dose forms containing a predetermined amount of active ingredient per unit dose. As is known to those skilled in the art, the amount of active ingredient per dose will depend on the condition being treated, the route of administration and the age, weight and condition of the patient. Preferred unit dosage formulations are those containing a daily dose or sub-dose, or an appropriate fraction thereof, of an active ingredient. Furthermore, such pharmaceutical formulations may be prepared by any of the methods well known in the pharmacy art.

Compound A<sup>2</sup> and Compound B<sup>2</sup> may be administered by any appropriate route. Suitable routes include oral, rectal, nasal, topical (including buccal and sublingual), vaginal, and parenteral (including subcutaneous, intramuscular, intravenous, intradermal, intrathecal, and epidural). It will be appreciated that the preferred route may vary with, for example, the condition of the recipient of the combination and the cancer to be treated. It will also be appreciated that each of the agents administered may be administered by the same or different routes and that Compound A<sup>2</sup> and Compound B<sup>2</sup> may be compounded together in a pharmaceutical composition/formulation. Suitably, Compound A<sup>2</sup> and Compound B<sup>2</sup> are administered in separate pharmaceutical compositions.

The compounds or combinations of the current invention are incorporated into convenient dosage forms such as capsules, tablets, or injectable preparations. Solid or liquid pharmaceutical carriers are employed. Solid carriers include, starch, lactose, calcium sulfate dihydrate, terra alba, sucrose, talc, gelatin, agar, pectin, acacia, magnesium stearate, and stearic acid. Liquid carriers include syrup, peanut oil, olive oil, saline, and water. Similarly, the carrier may include a prolonged release material, such as glyceryl monostearate or glyceryl distearate, alone or with a wax. The amount of solid carrier varies widely but, suitably, may be from about 25 mg to about 1 g per dosage unit. When a liquid carrier is used, the preparation will suitably be in the form of a syrup, elixir, emulsion, soft

gelatin capsule, sterile injectable liquid such as an ampoule, or an aqueous or nonaqueous liquid suspension.

For instance, for oral administration in the form of a tablet or capsule, the active drug component can be combined with an oral, non-toxic pharmaceutically acceptable inert carrier such as ethanol, glycerol, water and the like. Powders are prepared by comminuting the compound to a suitable fine size and mixing with a similarly comminuted pharmaceutical carrier such as an edible carbohydrate, as, for example, starch or mannitol. Flavoring, preservative, dispersing and coloring agent can also be present.

It should be understood that in addition to the ingredients mentioned above, the formulations may include other agents conventional in the art having regard to the type of formulation in question, for example those suitable for oral administration may include flavoring agents.

As indicated, therapeutically effective amounts of the combinations of the invention (Compound A<sup>2</sup> in combination with Compound B<sup>2</sup>) are administered to a human. Typically, the therapeutically effective amount of the administered agents of the present invention will depend upon a number of factors including, for example, the age and weight of the subject, the precise condition requiring treatment, the severity of the condition, the nature of the formulation, and the route of administration. Ultimately, the therapeutically effective amount will be at the discretion of the attending physician.

The combinations of the invention are tested for efficacy, advantageous and synergistic properties generally according to known procedures.

Suitably, the combinations of the invention are tested for efficacy, advantageous and synergistic properties generally according to the following combination cell proliferation and apoptosis assays.

#### **In vitro cell growth inhibition by Compound A, Compound B and their combination in tumor cell lines**

##### **Methods:**

##### **Cell lines and growth conditions**

Human tumor cell lines from breast cancer, AU565, BT474, COLO824, HCC1419, HCC1954, HCC2218, JIMT1, MDA-MB-175VII, MDA-MB-453, SK-BR-3 and SUM149,

colorectal cancer, LS174T, NCI-H508, NCI-H747, SW403 and T84, melanoma, A375S2, CHL-1 and SK-MEL-5; pancreatic cancer, Capan-1, HPAF-11 and SUIT2, and bladder cancer, 647V, BFTC-905 and SW780 were cultured in RPMI 1640 media containing 10 % FBS; BT-474-J4, a breast cancer cell line acquired resistance to Compound A was cultured in RPMI 1640 media containing 10% FBS and 1  $\mu$ M Compound A. KPL4 breast cancer line was cultured in DMEM containing 5% FBS. All lines were kept in a humidified incubator at 37°C in 95% air and 5% CO<sub>2</sub>. JIMT-1 is a cell line established from a tumor of a patient with trastuzumab-resistant breast cancer (Tanner et al, Mol Cancer Ther 2004;3:1585–92). BT-474-J4 is a single cell clone derived from a culture of BT-474 cells that were selected to grow in the presence of Compound A to a concentration of 3  $\mu$ M.

#### Cell growth inhibition assay and combination data analysis.

All cells were cultured for a minimum of 72 hours prior to cell plating. Cells were seeded in a 96-well tissue culture plate (NUNC 136102) of RPMI media containing 10 % FBS for all cell lines at 2,000 cells per well except KPL4, which was plated in DMEM containing 5% FBS at 500 cells per well. Approximately 24 hours after plating, cells were exposed to ten, two-fold or three-fold serial dilutions of compound or the combination of the two agents at a constant molar to molar ratio of 10:1 Compound A to Compound B in RPMI media containing 10% FBS or DMEM containing 5% FBS at 500 cells per well for KPL4. Cells were incubated in the presence of compounds for 3 days. ATP levels were determined by adding Cell Titer Glo® reagent (Promega) according to the manufacturer's protocol. Briefly, Cell Titer Glo® reagent was added to each plate, incubated for 20 minutes then the luminescent signal was read on the SpectraMax L plate reader with a 0.5 sec integration time.

Inhibition of cell growth was estimated after treatment with compound or a combination of compounds for three days and comparing the signal to cells treated with vehicle (DMSO). Cell growth was calculated relative to vehicle (DMSO) treated control wells. A concentration of the compound that inhibits 50% of control cell growth (IC<sub>50</sub>) was interpolated using nonlinear regression with the equation,  $y = (A + (B - A) / (1 + (C/x)^D))$ , where A is the minimum response ( $y_{\min}$ ), B is the maximum response ( $y_{\max}$ ), C is the inflection point of the curve (EC<sub>50</sub>) and D is the Hill coefficient.

Combination effects on potency were evaluated using Combination Index (CI) which was calculated with the back-interpolated IC<sub>50</sub> values and the mutually non-exclusive equation derived by Chou and Talalay (Chou TC, Talalay P. Quantitative analysis of dose-

effect relationships: the combined effects of multiple drugs or enzyme inhibitors. Adv Enzyme Regul 1984;22:27-55):

$$CI = Da/IC_{50}(a) + Db/IC_{50}(b) + (Da \times Db)/(IC_{50}(a) \times IC_{50}(b))$$

where  $IC_{50}(a)$  is the  $IC_{50}$  of the inhibitor A;  $IC_{50}(b)$  is the  $IC_{50}$  for the inhibitor B;  $Da$  is the concentration of the inhibitor A in combination with the inhibitor B that inhibited 50 % of cell growth; and  $Db$  is the concentration of inhibitor B in combination with the inhibitor A that inhibited 50% of cell growth. In general, a CI value <0.9, between 0.9 and 1.1, or >1.1 indicates synergy, additivity and antagonism, respectively. In general, the smaller the CI number, the greater is the strength of synergy.

The combination effects on the response scale were quantified by Excess Over Highest Single Agent (EOHSA) [Liu et al. Mol Cancer Ther. 2011;10:518-30]. EOHSA values were defined as increases in improvement (here, in 'percentage points' (ppts) difference) produced by the combination over the best single agent at its component dose level for the combination. For single agent and combination treatments, cells were exposed to compounds at a fixed-dose-ratio, and dose response curves were fit to the experimental data and analyzed using regression models described above. At specified total dose levels of  $IC_{50}$  along the dose response curve, the corresponding component dose levels for each single agent were calculated. EOHSA was determined by the difference between the response value from the combination (50% inhibition) and the greater response value from the two single agents at the corresponding component dose levels.

#### Cell apoptosis assay- DNA fragmentation

For investigation of the induction of apoptosis, cells were plated at 5,000 cells per well in a 96-well tissue culture plate and allowed to attach for approximately 24 hours. Forty-eight hours after treatment with compounds, levels of apoptosis were estimated using the Roche Cell Death ELISA kit (Cat. No. 11 774 425 001) following the instructions provided by the manufacturer.

Figure 1. Dose response curves of cell growth inhibition in HCC1954, MDA-MB-175VII, CHL1 and BFTC-905. Cell growth was determined as described in the method 72 hours post treatment of cells with Compound A, Compound B or the 10 to 1 molar ratio combination of Compound A and Compound B.

Figure 2. Dose response curves of cell growth inhibition (A) and apoptosis induction (B) in BT474 and BT474-J4 cells treated with Compound A, Compound B or the 2 to 1 molar ratio combination of Compound A and Compound B.

5           **Results:**

As used in the specification and the "results section", Compound A is N-{3-Chloro-4-[(3-fluorobenzyl)oxy]phenyl}-6-[5-({[2-(methanesulphonyl)ethyl]amino)methyl}-2-furyl]-4-quinazolinamine, or a pharmaceutically acceptable hydrate and/or salt thereof; Compound B is N-{3-[3-cyclopropyl-5-(2-fluoro-4-iodo-phenylamino)6,8-dimethyl;-2,4,7-trioxo-  
10 3,4,6,7-tetrahydro-2H-pyrido[4,3-d]pyrimidin-1-yl]phenyl}acetamide, or a pharmaceutically acceptable salt or solvate thereof.

**Cell growth inhibition by Compound A, Compound B and the combination of Compound A with Compound B.**

15           The effects of cell growth inhibition by Compound A, Compound B and their combination were determined in ten HER2 positive (HER2+) breast tumor lines, HCC2218, HCC1419, AU565, BT474, SK-BR-3, KPL-4, HCC1954, MDA-MB-453, JIMT-1 and BT474-J4, three HER2 negative (HER2-) breast tumor lines, COLO824, SUM149 and MDA-MB-175VII, five colorectal cancer cell lines, NCI-H747, SW403, NCI-H508, T84 and LS174T,  
20 three melanoma cell lines, A375S2, SK-MEL-5 and CHL-1, three pancreatic cancer lines, HPAF-11, Capan-1 and SUIT2, and three bladder cancer lines, BFTC-905, SW780 and 647V. The mean IC<sub>50</sub>s (from at least two independent experiments) and the combination effects at IC<sub>50</sub>s are summarized in Table 1. Representative dose response curves for HCC1954, MDA-MB-175VII, CHL-1 and BFTC-905 are provided in Figure 1, and for BT474  
25 and BT474-J4 cell lines in Figure 2A.

For the breast cancer cell lines listed in Table 1, the HER2+ lines were insensitive to Compound B as a single agent (IC<sub>50</sub> > 1 μM). The combination of Compound A and Compound B showed cell growth inhibition similar to that of Compound A in HCC2218, HCC1419, AU565, BT474, SK-BR-3 and KPL-4 HER2+ lines, all of which were sensitive to  
30 Compound A (IC<sub>50</sub> < 1 μM). This combination enhanced the inhibition of cell growth (EOHSA= 10-22 ppts) in HCC1954, MDA-MB-453 and BT474-J4 HER2+ lines, which were less sensitive to or resistant to Compound A as single agent. JIMT-1 HER2+ breast cancer line was resistant to Compound A, Compound B or the combination of Compounds A and B.

In contrast, the three HER2- breast lines, MDA-MB-175VII, SUM149 and COLO824, were sensitive to Compound B alone ( $IC_{50} \leq 0.133 \mu M$ ). The combination of Compound A and Compound B was synergistic with CI values of 0.38 and 0.51 and enhanced the inhibition of cell growth with EOHSA values of 13 and 17 ppts, respectively in SUM149 and MDA-MB-175II lines. The combination of Compound A and Compound B showed cell growth inhibition similar to that of Compound B in COLO824, which was highly sensitive to cell growth inhibition by Compound A alone ( $IC_{50} = 0.009 \mu M$ ).

The five colorectal cancer cell lines listed in Table 1 displayed sensitivity to Compound A with  $IC_{50}$  values between  $0.149 \mu M$  and  $7.18 \mu M$ , and to Compound B with  $IC_{50}$  values between  $0.003 \mu M$  and  $0.099 \mu M$ . The combination of Compound A and Compound B was synergistic with CI values from 0.25 to 0.70 in all these lines, and enhanced the inhibition of cell growth with EOHSA values from 16 to 31 ppts in three out of the five lines.

For the melanoma cancer cell lines listed in Table 1, the combination of Compound A and Compound B was synergistic with CI value of 0.65 and enhanced the inhibition of cell growth with EOHSA value of 11 ppts in CHL line. This combination had a moderate synergism (CI=0.80) in SK-MEL-5 line, and enhanced the inhibition of cell growth (EOHSA=49) in A375S2 cell line, both of which were highly sensitive to Compound B ( $IC_{50} \leq 0.003 \mu M$ ).

The three pancreatic cancer cell lines (Table 1), HPAF-11, Capan-1 and SUIT2, were sensitive to Compound B, however were resistant to Compound A as single agents. The combination of Compound A and Compound B was synergistic in HPAF-11 line (CI =0.5), and enhanced the inhibition of cell growth in HPAF-11 and Capan-1 (EOHSA = 10-16 ppts).

For the bladder cancer cell lines listed in Table 1, the combination of Compound A and Compound B was synergistic (CI= 0.30) and enhanced the inhibition of cell growth (EOHSA= 24 ppts) in BFTC-905 line. This combination was slightly synergistic in SW780 line (CI= 0.87) and showed little additional benefit in 647V line.

#### **Cell apoptosis induction by Compound A, Compound B and their combination in tumor cell lines**

Two HER2+ breast cell lines, BT474 and BT474-J4 were further evaluated for the ability of Compound A, Compound B or the combination of Compound A and Compound B to induce apoptosis determined by DNA fragmentation. DNA fragmentation is a hallmark of induction of apoptosis. Representative DNA fragmentation curves for BT474 and BT474-J4 cells are provided in Figure 2B. Compound A alone induced apoptosis in BT474, but not in

BT474-J4 cells as a single agent. Compound B was not active to induce apoptosis in both lines. However the combination of Compound A and Compound B induced the apoptosis in both BT474 and BT474-J4 cell lines.

Table 1. Cell growth inhibition by Compound A, Compound B and their combination in tumor cell lines.

Cancer Cell Lines		Gene Status	Single agent IC <sub>50</sub> (μM), mean±STD		Combination IC <sub>50</sub> (μM), mean±STD		Combination Effects at IC <sub>50</sub>	
		RAS/RAF /PIK3CA	Compound A	Compound B	Compound A	Compound B	CI, mean±STD	EOHSA (ppts), mean±STD
I	HCC2218	WT	0.031 ± 0.001	>1	0.032 ± 0.006	0.003 ± 0.001	N/A	-0.4 ± 5.4
	HCC1419	WT	0.061 ± 0.053	>1	0.067 ± 0.058	0.007 ± 0.006	N/A	-0.2 ± 3.8
	AU565	WT	0.116 ± 0.006	>1	0.181 ± 0.001	0.018 ± 0.000	N/A	-6.4 ± 1.99
	BT474	PIK3CA <sup>K111N</sup>	0.144 ± 0.008	>1	0.192 ± 0.082	0.019 ± 0.008	N/A	-2.4 ± 4.4
	SKBR3	WT	0.146 ± 0.047	>1	0.192 ± 0.010	0.019 ± 0.001	N/A	-4.1 ± 4.4
	KPL4	PIK3CA <sup>H1047R</sup>	0.568 ± 0.083	>1	0.623 ± 0.087	0.062 ± 0.009	N/A	-1.3 ± 0.1
	HCC1954	PIK3CA <sup>H1047R</sup>	2.405 ± 1.567	>1	0.461 ± 0.249	0.046 ± 0.025	N/A	22 ± 4.6
	MDA-MB-453	PIK3CA <sup>H1047R</sup>	4.476 ± 1.467	>1	2.437 ± 0.078	0.244 ± 0.008	N/A	10 ± 5.2
	BT474-J4	PIK3CA <sup>K111N</sup>	>10	>1	3.090 ± 2.370	0.309 ± 0.237	N/A	18 ± 0.2
	JimT-1	PIK3CA <sup>C420R</sup>	>10	>1	>10	>1	N/A	N/A
II	MDAMB175VII	WT	0.146 ± 0.035	0.133 ± 0.097	0.059 ± 0.006	0.006 ± 0.001	0.51 ± 0.08	17 ± 3.2
	SUM149	WT	4.730 ± 1.372	0.067 ± 0.048	0.157 ± 0.027	0.016 ± 0.003	0.38 ± 0.31	13 ± 0.5
	COLO824	WT	>10 ±	0.009 ± 0.006	0.091 ± 0.038	0.009 ± 0.004	N/A	-1 ± 2.7
III	NCH508	BRAF <sup>G596R</sup> /PIK3CA <sup>E545K</sup>	0.149 ± 0.205	0.019 ± 0.005	0.019 ± 0.032	0.003 ± 0.003	0.70 ± 0.13	5 ± 7.1
	NCH747	KRAS <sup>G13D</sup>	2.640 ± 1.754	0.003 ± 0.002	0.012 ± 0.007	0.001 ± 0.001	0.56 ± 0.25	8 ± 3.9
	T84	KRAS <sup>G13D</sup> /PIK3CA <sup>E542K</sup>	4.277 ± 1.348	0.075 ± 0.039	0.178 ± 0.142	0.018 ± 0.014	0.26 ± 0.10	24 ± 1.2
	SW403	KRAS <sup>G12V</sup>	5.362 ± 1.548	0.005 ± 0.004	0.022 ± 0.026	0.002 ± 0.003	0.34 ± 0.24	16 ± 8.8
	LS174T	KRAS <sup>G12D</sup> /PIK3CA <sup>H1047R</sup>	7.180 ± 3.926	0.099 ± 0.053	0.219 ± 0.142	0.022 ± 0.014	0.25 ± 0.03	31 ± 1.4
IV	CHL1	WT	0.138 ± 0.004	0.461 ± 0.382	0.084 ± 0.007	0.008 ± 0.001	0.65 ± 0.07	11 ± 0.5
	SKMEL5	BRAF <sup>V600E</sup>	4.744 ± 1.083	0.003 ± 0.000	0.021 ± 4.6E-06	0.002 ± 5E-07	0.80 ± 0.10	2 ± 1.3
	A375 S2	BRAF <sup>V600E</sup>	>10	0.001 ± 0.000	8E-05 ± 4.6E-05	8E-06 ± 5E-06	N/A	49 ± 0.9
V	HPAF-11	KRAS <sup>G12D</sup>	10.52 ± 2.770	0.059 ± 0.030	0.281 ± 0.144	0.028 ± 0.014	0.52 ± 0.04	16 ± 5.7
	Capan-1	KRAS <sup>G12V</sup>	>10	0.086 ± 0.007	0.216 ± 0.049	0.022 ± 0.005	N/A	10 ± 2.8
	SUIT2	ND	>10	0.196 ± 0.269	1.029 ± 1.406	0.103 ± 0.141	N/A	8 ± 5.2
VI	BFTC-905	NRAS <sup>Q61L</sup>	4.280 ± 0.073	0.012 ± 0.003	0.035 ± 0.019	0.003 ± 0.002	0.30 ± 0.09	24 ± 9.7
	SW780	WT	4.114 ± 1.389	0.070 ± 0.042	0.273 ± 0.208	0.060 ± 0.044	0.87 ± 0.19	2 ± 1.8
	647V	WT	>10	>1	5.044 ± 1.111	0.504 ± 0.111	N/A	23 ± 0.03

5 I: Breast HER2+; II: Breast HER2-; III: Colorectal; IV: Melanoma; V: Pancreatic; VI: Bladder. ND: not determined; N/A: not applicable; CI: Combination index; ppts: percentage of points.

Because the combinations of the present invention are active in the above assays they exhibit advantageous therapeutic utility in treating cancer.

Suitably, the present invention relates to a method for treating or lessening the severity of a cancer selected from: brain (gliomas), glioblastomas, astrocytomas, glioblastoma multiforme, Bannayan-Zonana syndrome, Cowden disease, Lhermitte-Duclos disease, breast, inflammatory breast cancer, Wilm's tumor, Ewing's sarcoma, Rhabdomyosarcoma, ependymoma, medulloblastoma, colon, head and neck, kidney, lung, liver, melanoma, ovarian, pancreatic, prostate, sarcoma, osteosarcoma, giant cell tumor of bone, thyroid,

Lymphoblastic T cell leukemia, Chronic myelogenous leukemia, Chronic lymphocytic leukemia, Hairy-cell leukemia, acute lymphoblastic leukemia, acute myelogenous leukemia, Chronic neutrophilic leukemia, Acute lymphoblastic T cell leukemia, Plasmacytoma, Immunoblastic large cell leukemia, Mantle cell leukemia, multiple myeloma Megakaryoblastic leukemia, multiple myeloma, acute megakaryocytic leukemia, promyelocytic leukemia, Erythroleukemia,

malignant lymphoma, hodgkins lymphoma, non-hodgkins lymphoma, lymphoblastic T cell lymphoma, Burkitt's lymphoma, follicular lymphoma,

neuroblastoma, bladder cancer, urothelial cancer, lung cancer, vulval cancer, cervical cancer, endometrial cancer, renal cancer, mesothelioma, esophageal cancer, salivary gland cancer, hepatocellular cancer, gastric cancer, nasopharyngeal cancer, buccal cancer, cancer of the mouth, GIST (gastrointestinal stromal tumor) and testicular cancer.

Suitably, the present invention relates to a method for treating or lessening the severity of a cancer selected from: brain (gliomas), glioblastomas, astrocytomas, glioblastoma multiforme, Bannayan-Zonana syndrome, Cowden disease, Lhermitte-Duclos disease, breast, colon, head and neck, kidney, lung, liver, melanoma, ovarian, pancreatic, prostate, sarcoma and thyroid.

Suitably, the present invention relates to a method for treating or lessening the severity of a cancer selected from ovarian, breast, pancreatic and prostate.

Suitably, the present invention relates to a method of treating or lessening the severity of a cancer that is either wild type or mutant for Ras/Raf and either wild type or mutant for PIK3CA/PTEN. This includes patients who are wild type for both Ras/Raf and PIK3CA/PTEN, mutant for both Ras/Raf and PIK3CA/PTEN, mutant for Ras/Raf and wild type for PIK3CA/PTEN and wild type for Ras/Raf and mutant for PIK3CA/PTEN. The present invention also relates to a method of treating or lessening the severity of a cancer that has an activated ERK pathway, e.g., by upregulation of a Receptor Tyrosine Kinase.

The present invention also relates to a method of treating or lessening the severity of a cancer that has activated AKT, e.g., by upregulation of a Receptor Tyrosine Kinase, by mutation or amplification of AKT1, AKT2 or AKT3 genes. The present invention also relates to a method of treating or lessening the severity of a cancer that has activated  
5 EGFR or ErbB-2, e.g., by mutation, amplification of the gene or over expression of the protein.

The term "wild type" as is understood in the art refers to a polypeptide or polynucleotide sequence that occurs in a native population without genetic modification. As is also understood in the art, a "mutant" includes a polypeptide or polynucleotide  
10 sequence having at least one modification to an amino acid or nucleic acid compared to the corresponding amino acid or nucleic acid found in a wild type polypeptide or polynucleotide, respectively. Included in the term mutant is Single Nucleotide Polymorphism (SNP) where a single base pair distinction exists in the sequence of a nucleic acid strand compared to the most prevalently found (wild type) nucleic acid  
15 strand.

Cancers that are either wild type or mutant for Ras/Raf, PIK3CA/PTEN, AKT, EGFR or ErbB-2 or have amplification of PIK3CA, AKT, EGFR or ErbB-2 genes or have over expression of EGFR, ErbB2 or another Receptor Tyrosine Kinase protein are identified by known methods.

For example, wild type or mutant Ras/Raf, PIK3CA/PTEN, AKT EGFR or ErbB-2 tumor cells can be identified by DNA amplification and sequencing techniques, DNA and RNA detection techniques, including, but not limited to Northern and Southern blot, respectively, and/or various biochip and array technologies or in-situ hybridization. Wild type and mutant polypeptides can be detected by a variety of techniques including, but  
25 not limited to immunodiagnostic techniques such as ELISA, Western blot or immunocytochemistry.

This invention provides a combination comprising N-{3-Chloro-4-[(3-fluorobenzyl)oxy]phenyl}-6-[5-({[2-(methanesulphonyl)ethyl]amino}methyl)-2-furyl]-4-quinazolinamine, or a pharmaceutically acceptable hydrate and/or salt thereof, suitably  
30 the ditosylate monohydrate salt thereof, and N-{3-[3-cyclopropyl-5-(2-fluoro-4-iodophenylamino)6,8-dimethyl;-2,4,7-trioxo-3,4,6,7-tetrahydro-2H-pyrido[4,3-d]pyrimidin-1-yl]phenyl}acetamide, or a pharmaceutically acceptable salt or solvate thereof, suitably the dimethyl sulfoxide solvate thereof.

This invention also provides for a combination comprising N-{3-Chloro-4-[(3-fluorobenzyl)oxy]phenyl}-6-[5-({[2-(methanesulphonyl)ethyl]amino}methyl)-2-furyl]-4-quinazolinamine, or a pharmaceutically acceptable hydrate and/or salt thereof, suitably  
35

the ditosylate monohydrate salt, thereof, and N-{3-[3-cyclopropyl-5-(2-fluoro-4-iodo-phenylamino)6,8-dimethy;-2,4,7-trioxo-3,4,6,7-tetrahydro-2H-pyrido[4,3-d]pyrimidin-1-yl]phenyl}acetamide, or a pharmaceutically acceptable salt or solvate thereof, suitably the dimethyl sulfoxide solvate thereof, for use in therapy.

5        This invention also provides for a combination comprising N-{3-Chloro-4-[(3-fluorobenzyl)oxy]phenyl}-6-[5-({[2-(methanesulphonyl)ethyl]amino}methyl)-2-furyl]-4-quinazolinamine, or a pharmaceutically acceptable hydrate and/or salt thereof, suitably the ditosylate monohydrate salt, thereof, and N-{3-[3-cyclopropyl-5-(2-fluoro-4-iodo-phenylamino)6,8-dimethy;-2,4,7-trioxo-3,4,6,7-tetrahydro-2H-pyrido[4,3-d]pyrimidin-1-yl]phenyl}acetamide, or a pharmaceutically acceptable salt or solvate thereof, suitably the dimethyl sulfoxide solvate thereof, for use in treating cancer.

      This invention also provides a pharmaceutical composition comprising a combination of N-{3-Chloro-4-[(3-fluorobenzyl)oxy]phenyl}-6-[5-({[2-(methanesulphonyl)ethyl]amino}methyl)-2-furyl]-4-quinazolinamine, or a pharmaceutically acceptable hydrate and/or salt thereof, suitably the ditosylate monohydrate salt, thereof, and N-{3-[3-cyclopropyl-5-(2-fluoro-4-iodo-phenylamino)6,8-dimethy;-2,4,7-trioxo-3,4,6,7-tetrahydro-2H-pyrido[4,3-d]pyrimidin-1-yl]phenyl}acetamide, or a pharmaceutically acceptable salt or solvate thereof, suitably the dimethyl sulfoxide solvate thereof.

      This invention also provides a combination kit comprising N-{3-Chloro-4-[(3-fluorobenzyl)oxy]phenyl}-6-[5-({[2-(methanesulphonyl)ethyl]amino}methyl)-2-furyl]-4-quinazolinamine, or a pharmaceutically acceptable hydrate and/or salt thereof, suitably the ditosylate monohydrate salt, thereof, and N-{3-[3-cyclopropyl-5-(2-fluoro-4-iodo-phenylamino)6,8-dimethy;-2,4,7-trioxo-3,4,6,7-tetrahydro-2H-pyrido[4,3-d]pyrimidin-1-yl]phenyl}acetamide, or a pharmaceutically acceptable salt or solvate thereof, suitably the dimethyl sulfoxide solvate thereof.

      This invention also provides for the use of a combination comprising N-{3-Chloro-4-[(3-fluorobenzyl)oxy]phenyl}-6-[5-({[2-(methanesulphonyl)ethyl]amino}methyl)-2-furyl]-4-quinazolinamine, or a pharmaceutically acceptable hydrate and/or salt thereof, suitably the ditosylate monohydrate salt, thereof, and N-{3-[3-cyclopropyl-5-(2-fluoro-4-iodo-phenylamino)6,8-dimethy;-2,4,7-trioxo-3,4,6,7-tetrahydro-2H-pyrido[4,3-d]pyrimidin-1-yl]phenyl}acetamide, or a pharmaceutically acceptable salt or solvate thereof, suitably the dimethyl sulfoxide solvate thereof, in the manufacture of a medicament.

      This invention also provides for the use of a combination comprising N-{3-Chloro-4-[(3-fluorobenzyl)oxy]phenyl}-6-[5-({[2-(methanesulphonyl)ethyl]amino}methyl)-2-furyl]-4-quinazolinamine, or a pharmaceutically acceptable hydrate and/or salt thereof, suitably the ditosylate monohydrate salt, thereof, and N-{3-[3-cyclopropyl-5-(2-fluoro-4-

iodo-phenylamino)6,8-dimethy;-2,4,7-trioxo-3,4,6,7-tetrahydro-2H-pyrido[4,3-d]pyrimidin-1-yl]phenyl}acetamide, or a pharmaceutically acceptable salt or solvate thereof, suitably the dimethyl sulfoxide solvate thereof, in the manufacture of a medicament to treat cancer.

5 This invention also provides a method of treating cancer which comprises administering a combination of N-{3-Chloro-4-[(3-fluorobenzyl)oxy]phenyl}-6-[5-({[2-(methanesulphonyl)ethyl]amino}methyl)-2-furyl]-4-quinazolinamine, or a pharmaceutically acceptable hydrate and/or salt thereof, suitably the ditosylate monohydrate salt, thereof, and N-{3-[3-cyclopropyl-5-(2-fluoro-4-iodo-phenylamino)6,8-dimethy;-2,4,7-trioxo-3,4,6,7-

10 tetrahydro-2H-pyrido[4,3-d]pyrimidin-1-yl]phenyl}acetamide, or a pharmaceutically acceptable salt or solvate thereof, suitably the dimethyl sulfoxide solvate thereof, to a subject in need thereof.

The following examples are intended for illustration only and are not intended to limit the scope of the invention in any way.

#### Experimental Details

##### Example 1 - Capsule Composition

20 An oral dosage form for administering a combination of the present invention is produced by filing a standard two piece hard gelatin capsule with the ingredients in the proportions shown in Table I, below.

Table I

25

<u>INGREDIENTS</u>	<u>AMOUNTS</u>
N-{3-Chloro-4-[(3-fluorobenzyl)oxy]phenyl}-6-[5-({[2-(methanesulphonyl)ethyl]amino}methyl)-2-furyl]-4-quinazolinamine ditosylate monohydrate (the ditosylate monohydrate salt of Compound A)	250mg
N-{3-[3-cyclopropyl-5-(2-fluoro-4-iodo-phenylamino)6,8-dimethy;-2,4,7-trioxo-3,4,6,7-tetrahydro-2H-pyrido[4,3-d]pyrimidin-1-yl]phenyl}acetamide dimethyl sulfoxide (the dimethyl sulfoxide solvate of Compound B)	5mg
Mannitol	250 mg
Talc	125 mg
Magnesium Stearate	8 mg

Example 2 - Capsule Composition

An oral dosage form for administering one of the compounds of the present invention is produced by filing a standard two piece hard gelatin capsule with the ingredients in the proportions shown in Table II, below.

Table II

<u>INGREDIENTS</u>	<u>AMOUNTS</u>
N-{3-Chloro-4-[(3-fluorobenzyl)oxy]phenyl}-6-[5-({2-(methanesulphonyl)ethyl}amino)methyl]-2-furyl]-4-quinazolinamine ditosylate monohydrate (the ditosylate monohydrate salt of Compound A)	250mg
Mannitol	55 mg
Talc	16 mg
Magnesium Stearate	4 mg

Example 3 - Capsule Composition

An oral dosage form for administering one of the compounds of the present invention is produced by filing a standard two piece hard gelatin capsule with the ingredients in the proportions shown in Table III, below.

Table III

<u>INGREDIENTS</u>	<u>AMOUNTS</u>
N-{3-[3-cyclopropyl-5-(2-fluoro-4-iodo-phenylamino)6,8-dimethyl;-2,4,7-trioxo-3,4,6,7-tetrahydro-2H-pyrido[4,3-d]pyrimidin-1-yl]phenyl}acetamide dimethyl sulfoxide (the dimethyl sulfoxide solvate of Compound B)	5mg
Mannitol	250mg
Talc	125mg
Magnesium Stearate	8mg

Example 4 - Tablet Composition

The sucrose, microcrystalline cellulose and the compounds of the invented combination, as shown in Table IV below, are mixed and granulated in the proportions

shown with a 10% gelatin solution. The wet granules are screened, dried, mixed with the starch, talc and stearic acid, then screened and compressed into a tablet.

Table IV

5

<u>INGREDIENTS</u>	<u>AMOUNTS</u>
N-{3-Chloro-4-[(3-fluorobenzyl)oxy]phenyl}-6-[5-({2-(methanesulphonyl)ethyl}amino)methyl)-2-furyl]-4-quinazolinamine ditosylate monohydrate (the ditosylate monohydrate salt of Compound A)	250mg
N-{3-[3-cyclopropyl-5-(2-fluoro-4-iodo-phenylamino)6,8-dimethy;-2,4,7-trioxo-3,4,6,7-tetrahydro-2H-pyrido[4,3-d]pyrimidin-1-yl]phenyl}acetamide dimethyl sulfoxide (the dimethyl sulfoxide solvate of Compound B)	5mg
Microcrystalline cellulose	300mg
sucrose	10mg
starch	40mg
talc	20mg
stearic acid	5mg

Example 5 - Tablet Composition

10

The sucrose, microcrystalline cellulose and one of the compounds of the invented combination, as shown in Table V below, are mixed and granulated in the proportions shown with a 10% gelatin solution. The wet granules are screened, dried, mixed with the starch, talc and stearic acid, then screened and compressed into a tablet.

15

Table V

<u>INGREDIENTS</u>	<u>AMOUNTS</u>
N-{3-Chloro-4-[(3-fluorobenzyl)oxy]phenyl}-6-[5-({2-(methanesulphonyl)ethyl}amino)methyl)-2-furyl]-4-quinazolinamine ditosylate monohydrate (the ditosylate monohydrate salt of Compound A)	250mg
Microcrystalline cellulose	30mg
sucrose	4mg
starch	2mg
talc	1mg
stearic acid	0.5mg

Example 6 - Tablet Composition

5 The sucrose, microcrystalline cellulose and one of the compounds of the  
invented combination, as shown in Table VI below, are mixed and granulated in the  
proportions shown with a 10% gelatin solution. The wet granules are screened, dried,  
mixed with the starch, talc and stearic acid, then screened and compressed into a tablet.

Table VI

10

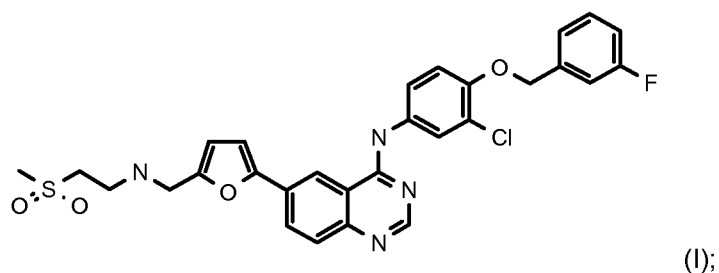
<u>INGREDIENTS</u>	<u>AMOUNTS</u>
N-{3-[3-cyclopropyl-5-(2-fluoro-4-iodo-phenylamino)6,8- dimethy;-2,4,7-trioxo-3,4,6,7-tetrahydro-2H-pyrido[4,3- d]pyrimidin-1-yl]phenyl}acetamide dimethyl sulfoxide (the dimethyl sulfoxide solvate of Compound B)	5mg
Microcrystalline cellulose	300mg
sucrose	40mg
starch	20mg
talc	10mg
stearic acid	5mg

While the preferred embodiments of the invention are illustrated by the  
above, it is to be understood that the invention is not limited to the precise instructions  
herein disclosed and that the right to all modifications coming within the scope of the  
15 following claims is reserved.

We claim:

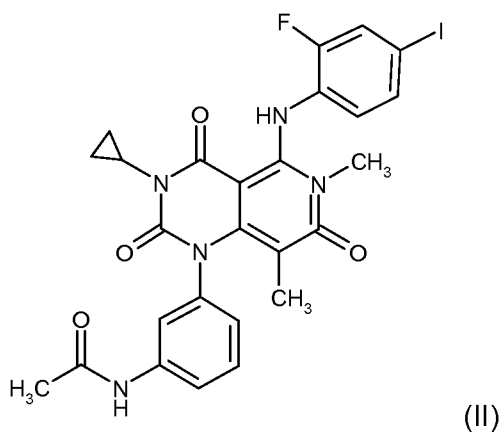
1. A combination comprising:

5 (i) a compound of Structure (I):



or a pharmaceutically acceptable hydrate and/or salt thereof; and

10 (ii) a compound of Structure (II):



15 or a pharmaceutically acceptable salt or solvate thereof.

2. A combination according to claim 1 where the compound of Structure (I) is in the form of a ditosylate monohydrate salt and the compound of Structure (II) is in the form of a dimethyl sulfoxide solvate.

20 3. A combination kit comprising a combination according to claim 1 or claim 2 together with a pharmaceutically acceptable carrier or carriers.

4. A combination according to any one of claims 1 to 3 where the amount of the compound of Structure (I) is an amount selected from 750mg to 1,250mg, and that amount is administered once per day in one or more tablets, and the amount of the compound of Structure (II) is an amount selected from 0.125mg to 10mg, and that amount is administered once per day.

5. Use of a combination according to any of claims 1 to 4 in the manufacture of a medicament or medicaments for the treatment of cancer.

10 6. A method of treating cancer in a human in need thereof which comprises the in vivo administration of a therapeutically effective amount of a combination of N-{3-Chloro-4-[(3-fluorobenzyl)oxy]phenyl}-6-[5-({2-(methanesulphonyl)ethyl}amino)methyl]-2-furyl]-4-quinazolinamine, or a pharmaceutically acceptable hydrate and/or salt thereof, and N-{3-[3-cyclopropyl-5-(2-fluoro-4-iodo-phenylamino)6,8-dimethyl;-2,4,7-trioxo-3,4,6,7-tetrahydro-2H-pyrido[4,3-d]pyrimidin-1-yl]phenyl}acetamide, or a pharmaceutically acceptable salt or solvate thereof, to such human,

wherein the combination is administered within a specified period, and

wherein the combination is administered for a duration of time.

20 7. A method according to claim 6 wherein the amount of N-{3-Chloro-4-[(3-fluorobenzyl)oxy]phenyl}-6-[5-({2-(methanesulphonyl)ethyl}amino)methyl]-2-furyl]-4-quinazolinamine, or a pharmaceutically acceptable hydrate and/or salt thereof, is selected from about 750mg to about 1,250mg, and that amount is administered once per day in one or more tablets, and the amount of N-{3-[3-cyclopropyl-5-(2-fluoro-4-iodo-phenylamino)6,8-dimethyl;-2,4,7-trioxo-3,4,6,7-tetrahydro-2H-pyrido[4,3-d]pyrimidin-1-yl]phenyl}acetamide, or a pharmaceutically acceptable salt or solvate thereof, is selected from about 0.125mg to about 10mg, and that amount is administered once per day.

30 8. A method according to claim 7 wherein the amount of N-{3-Chloro-4-[(3-fluorobenzyl)oxy]phenyl}-6-[5-({2-(methanesulphonyl)ethyl}amino)methyl]-2-furyl]-4-quinazolinamine, or a pharmaceutically acceptable hydrate and/or salt thereof, is selected from about 750mg to about 1,250mg, and that amount is administered once per day in one or more tablets, and the amount of N-{3-[3-cyclopropyl-5-(2-fluoro-4-iodo-phenylamino)6,8-dimethyl;-2,4,7-trioxo-3,4,6,7-tetrahydro-2H-pyrido[4,3-d]pyrimidin-1-yl]phenyl}acetamide dimethyl sulfoxide is selected from about 1mg to about 9mg, and that amount is administered once per day.

9. A method according to claim 8 wherein N-{3-Chloro-4-[(3-fluorobenzyl)oxy]phenyl}-6-[5-({[2-(methanesulphonyl)ethyl]amino}methyl)-2-furyl]-4-quinazolinamine ditosylate monohydrate and N-{3-[3-cyclopropyl-5-(2-fluoro-4-iodo-phenylamino)6,8-dimethy;-2,4,7-trioxo-3,4,6,7-tetrahydro-2H-pyrido[4,3-d]pyrimidin-1-yl]phenyl}acetamide dimethyl sulfoxide, are administered within 12 hours of each other for from 1 to 3 consecutive days followed by administration of N-{3-Chloro-4-[(3-fluorobenzyl)oxy]phenyl}-6-[5-({[2-(methanesulphonyl)ethyl]amino}methyl)-2-furyl]-4-quinazolinamine ditosylate monohydrate for from 3 to 7 consecutive days, optionally followed by one or more cycles of repeat dosing.

10. A method treating a cancer selected from: brain (gliomas), glioblastomas, astrocytomas, glioblastoma multiforme, Bannayan-Zonana syndrome, Cowden disease, Lhermitte-Duclos disease, breast, inflammatory breast cancer, Wilm's tumor, Ewing's sarcoma, Rhabdomyosarcoma, ependymoma, medulloblastoma, colon, head and neck, kidney, lung, liver, melanoma, ovarian, pancreatic, prostate, sarcoma, osteosarcoma, giant cell tumor of bone, thyroid,

Lymphoblastic T cell leukemia, Chronic myelogenous leukemia, Chronic lymphocytic leukemia, Hairy-cell leukemia, acute lymphoblastic leukemia, acute myelogenous leukemia, Chronic neutrophilic leukemia, Acute lymphoblastic T cell leukemia, Plasmacytoma, Immunoblastic large cell leukemia, Mantle cell leukemia, Multiple myeloma Megakaryoblastic leukemia, multiple myeloma, acute megakaryocytic leukemia, promyelocytic leukemia, Erythroleukemia,

malignant lymphoma, hodgkins lymphoma, non-hodgkins lymphoma, lymphoblastic T cell lymphoma, Burkitt's lymphoma, follicular lymphoma,

neuroblastoma, bladder cancer, urothelial cancer, lung cancer, vulval cancer, cervical cancer, endometrial cancer, renal cancer, mesothelioma, esophageal cancer, salivary gland cancer, hepatocellular cancer, gastric cancer, nasopharyngeal cancer, buccal cancer, cancer of the mouth, GIST (gastrointestinal stromal tumor) and testicular cancer;

in a human in need thereof which comprises the in vivo administration of a therapeutically effective amount of a combination of N-{3-Chloro-4-[(3-fluorobenzyl)oxy]phenyl}-6-[5-({[2-(methanesulphonyl)ethyl]amino}methyl)-2-furyl]-4-quinazolinamine, or a pharmaceutically acceptable hydrate and/or salt thereof, and N-{3-[3-cyclopropyl-5-(2-fluoro-4-iodo-phenylamino)6,8-dimethy;-2,4,7-trioxo-3,4,6,7-tetrahydro-2H-pyrido[4,3-d]pyrimidin-1-yl]phenyl}acetamide, or a pharmaceutically acceptable salt or solvate thereof, to such human,

wherein the combination is administered within a specified period, and  
wherein the combination is administered for a duration of time.

11. A method according to claim 10 wherein the amount of N-{3-Chloro-4-[(3-  
5 fluorobenzyl)oxy]phenyl}-6-[5-({[2-(methanesulphonyl)ethyl]amino}methyl)-2-furyl]-4-  
quinazolinamine, or a pharmaceutically acceptable hydrate and/or salt thereof, is selected  
from about 750mg to about 1,250mg, and that amount is administered once per day in  
one or more tablets, and the amount of N-{3-[3-cyclopropyl-5-(2-fluoro-4-iodo-  
phenylamino)6,8-dimethyl;-2,4,7-trioxo-3,4,6,7-tetrahydro-2H-pyrido[4,3-d]pyrimidin-1-  
10 yl]phenyl}acetamide, or a pharmaceutically acceptable salt or solvate thereof, is selected  
from about 0.125mg to about 10mg, and that amount is administered once per day.

12. A method according to claim 11 wherein the amount of N-{3-Chloro-4-[(3-  
fluorobenzyl)oxy]phenyl}-6-[5-({[2-(methanesulphonyl)ethyl]amino}methyl)-2-furyl]-4-  
15 quinazolinamine, or a pharmaceutically acceptable hydrate and/or salt thereof, is selected  
from about 750mg to about 1,250mg, and that amount is administered once per day in  
one or more tablets, and the amount of N-{3-[3-cyclopropyl-5-(2-fluoro-4-iodo-  
phenylamino)6,8-dimethyl;-2,4,7-trioxo-3,4,6,7-tetrahydro-2H-pyrido[4,3-d]pyrimidin-1-  
yl]phenyl}acetamide, or a pharmaceutically acceptable salt or solvate thereof, is selected  
20 from about 0.5mg to about 9mg, and that amount is administered once per day.

13. A method according to claim 12 wherein N-{3-Chloro-4-[(3-  
fluorobenzyl)oxy]phenyl}-6-[5-({[2-(methanesulphonyl)ethyl]amino}methyl)-2-furyl]-4-  
quinazolinamine ditosylate monohydrate and N-{3-[3-cyclopropyl-5-(2-fluoro-4-iodo-  
25 phenylamino)6,8-dimethyl;-2,4,7-trioxo-3,4,6,7-tetrahydro-2H-pyrido[4,3-d]pyrimidin-1-  
yl]phenyl}acetamide dimethyl sulfoxide are administered within 12 hours of each other for  
from 1 to 3 consecutive days followed by administration of N-{3-Chloro-4-[(3-  
fluorobenzyl)oxy]phenyl}-6-[5-({[2-(methanesulphonyl)ethyl]amino}methyl)-2-furyl]-4-  
quinazolinamine ditosylate monohydrate for from 3 to 7 consecutive days, optionally  
30 followed by one or more cycles of repeat dosing.

14. A method according to claim 10 wherein the cancer selected from ovarian,  
breast, pancreatic and prostate.

35

15. A method according to claim 11 wherein the cancer selected from ovarian, breast, pancreatic and prostate.

16. A method according to claim 12 wherein the cancer selected from ovarian,  
5 breast, pancreatic and prostate.

17. A method according to claim 13 wherein the cancer selected from ovarian, breast, pancreatic and prostate.

10 18. A method of treating a cancer that is either wild type or mutant for Ras/Raf, PIK3CA/PTEN, AKT, EGFR or ErbB-2 or have amplification of PIK3CA, AKT, EGFR or ErbB-2 genes or have overexpression of EGFR or ErbB2 protein, in a human in need thereof which comprises the in vivo administration of a therapeutically effective amount of a combination of N-{3-Chloro-4-[(3-fluorobenzyl)oxy]phenyl}-6-[5-({[2-(methanesulphonyl)ethyl]amino}methyl)-2-furyl]-4-quinazolinamine, or a pharmaceutically acceptable hydrate and/or salt thereof, and N-{3-[3-cyclopropyl-5-(2-fluoro-4-iodo-phenylamino)6,8-dimethy;-2,4,7-trioxo-3,4,6,7-tetrahydro-2H-pyrido[4,3-d]pyrimidin-1-yl]phenyl}acetamide, or a pharmaceutically acceptable salt or solvate thereof, to such human,  
15  
20 wherein the combination is administered within a specified period, and wherein the combination is administered for a duration of time.

19. A method according to claim 18 wherein the amount of N-{3-Chloro-4-[(3-fluorobenzyl)oxy]phenyl}-6-[5-({[2-(methanesulphonyl)ethyl]amino}methyl)-2-furyl]-4-quinazolinamine, or a pharmaceutically acceptable hydrate and/or salt thereof, is selected from about 750mg to about 1,250mg, and that amount is administered once per day in one or more tablets, and the amount of N-{3-[3-cyclopropyl-5-(2-fluoro-4-iodo-phenylamino)6,8-dimethy;-2,4,7-trioxo-3,4,6,7-tetrahydro-2H-pyrido[4,3-d]pyrimidin-1-yl]phenyl}acetamide, or a pharmaceutically acceptable salt or solvate thereof, is selected from about 0.125mg to about 10mg, and that amount is administered once per day.  
25  
30

20. A method according to claim 19 wherein the amount of N-{3-Chloro-4-[(3-fluorobenzyl)oxy]phenyl}-6-[5-({[2-(methanesulphonyl)ethyl]amino}methyl)-2-furyl]-4-quinazolinamine, or a pharmaceutically acceptable hydrate and/or salt thereof, is selected from about 750mg to about 1,250mg, and that amount is administered once per day in one or more tablets, and the amount of N-{3-[3-cyclopropyl-5-(2-fluoro-4-iodo-phenylamino)6,8-dimethy;-2,4,7-trioxo-3,4,6,7-tetrahydro-2H-pyrido[4,3-d]pyrimidin-1-yl]phenyl}acetamide, or a pharmaceutically acceptable salt or solvate thereof, is selected from about 0.125mg to about 10mg, and that amount is administered once per day.  
35

phenylamino)6,8-dimethy;-2,4,7-trioxo-3,4,6,7-tetrahydro-2H-pyrido[4,3-d]pyrimidin-1-yl]phenyl]acetamide, or a pharmaceutically acceptable salt or solvate thereof, is selected from about 0.5mg to about 9mg, and that amount is administered once per day.

5           21. A method according to claim 20 wherein N-{3-Chloro-4-[(3-fluorobenzyl)oxy]phenyl}-6-[5-({[2-(methanesulphonyl)ethyl]amino}methyl)-2-furyl]-4-quinazolinamine ditosylate monohydrate and N-{3-[3-cyclopropyl-5-(2-fluoro-4-iodo-phenylamino)6,8-dimethy;-2,4,7-trioxo-3,4,6,7-tetrahydro-2H-pyrido[4,3-d]pyrimidin-1-yl]phenyl]acetamide dimethyl sulfoxide are administered within 12 hours of each other for  
10 from 1 to 3 consecutive days followed by administration of N-{3-Chloro-4-[(3-fluorobenzyl)oxy]phenyl}-6-[5-({[2-(methanesulphonyl)ethyl]amino}methyl)-2-furyl]-4-quinazolinamine ditosylate monohydrate for from 3 to 7 consecutive days, optionally followed by one or more cycles of repeat dosing.

15           22. A method according to claim 18 wherein the cancer selected from ovarian, breast, pancreatic and prostate.

            23. A method according to claim 19 wherein the cancer selected from ovarian, breast, pancreatic and prostate.

20

            24. A method according to claim 20 wherein the cancer selected from ovarian, breast, pancreatic and prostate.

            25. A method according to claim 21 wherein the cancer selected from ovarian,  
25 breast, pancreatic and prostate.

            26. A method treating a cancer selected from: brain (gliomas), glioblastomas, astrocytomas, glioblastoma multiforme, Bannayan-Zonana syndrome, Cowden disease, Lhermitte-Duclos disease, breast, inflammatory breast cancer, Wilm's tumor, Ewing's  
30 sarcoma, Rhabdomyosarcoma, ependymoma, medulloblastoma, colon, head and neck, kidney, lung, liver, melanoma, ovarian, pancreatic, prostate, sarcoma, osteosarcoma, giant cell tumor of bone, thyroid,

            Lymphoblastic T cell leukemia, Chronic myelogenous leukemia, Chronic lymphocytic leukemia, Hairy-cell leukemia, acute lymphoblastic leukemia, acute  
35 myelogenous leukemia, Chronic neutrophilic leukemia, Acute lymphoblastic T cell leukemia, Plasmacytoma, Immunoblastic large cell leukemia, Mantle cell leukemia,

Multiple myeloma Megakaryoblastic leukemia, multiple myeloma, acute megakaryocytic leukemia, promyelocytic leukemia, Erythroleukemia,

malignant lymphoma, hodgkins lymphoma, non-hodgkins lymphoma, lymphoblastic T cell lymphoma, Burkitt's lymphoma, follicular lymphoma,

5 neuroblastoma, bladder cancer, urothelial cancer, lung cancer, vulval cancer, cervical cancer, endometrial cancer, renal cancer, mesothelioma, esophageal cancer, salivary gland cancer, hepatocellular cancer, gastric cancer, nasopharyngeal cancer, buccal cancer, cancer of the mouth, GIST (gastrointestinal stromal tumor) and testicular cancer;

10 in a human in need thereof which comprises the in vivo administration of a therapeutically effective amount of a combination of N-{3-Chloro-4-[(3-fluorobenzyl)oxy]phenyl}-6-[5-({[2-(methanesulphonyl)ethyl]amino}methyl)-2-furyl]-4-quinazolinamine, or a pharmaceutically acceptable hydrate and/or salt thereof, and N-{3-[3-cyclopropyl-5-(2-fluoro-4-iodo-phenylamino)6,8-dimethyl;-2,4,7-trioxo-3,4,6,7-

15 tetrahydro-2H-pyrido[4,3-d]pyrimidin-1-yl]phenyl}acetamide, or a pharmaceutically acceptable salt or solvate thereof, to such human,

wherein the compounds of the combination are administered sequentially.

27. A method according to claim 26 wherein the amount of N-{3-Chloro-4-[(3-fluorobenzyl)oxy]phenyl}-6-[5-({[2-(methanesulphonyl)ethyl]amino}methyl)-2-furyl]-4-quinazolinamine, or a pharmaceutically acceptable hydrate and/or salt thereof, is selected from about 750mg to about 1,250mg, and that amount is administered once per day in one or more tablets, and the amount of N-{3-[3-cyclopropyl-5-(2-fluoro-4-iodo-phenylamino)6,8-dimethyl;-2,4,7-trioxo-3,4,6,7-tetrahydro-2H-pyrido[4,3-d]pyrimidin-1-

25 yl]phenyl}acetamide, or a pharmaceutically acceptable salt or solvate thereof, is selected from about 0.125mg to about 10mg, and that amount is administered once per day.

28. A method according to claim 27 wherein the amount of N-{3-Chloro-4-[(3-fluorobenzyl)oxy]phenyl}-6-[5-({[2-(methanesulphonyl)ethyl]amino}methyl)-2-furyl]-4-quinazolinamine, or a pharmaceutically acceptable hydrate and/or salt thereof, is selected from about 750mg to about 1,250mg, and that amount is administered once per day in one or more tablets, and the amount of N-{3-[3-cyclopropyl-5-(2-fluoro-4-iodo-phenylamino)6,8-dimethyl;-2,4,7-trioxo-3,4,6,7-tetrahydro-2H-pyrido[4,3-d]pyrimidin-1-

30 yl]phenyl}acetamide, or a pharmaceutically acceptable salt or solvate thereof, is selected from about 0.5mg to about 9mg, and that amount is administered once per day.

35

29. A method according to claim 28 wherein N-{3-Chloro-4-[(3-fluorobenzyl)oxy]phenyl}-6-[5-({[2-(methanesulphonyl)ethyl]amino}methyl)-2-furyl]-4-quinazolinamine ditosylate monohydrate is administered for from 1 to 30 consecutive days, followed by an optional drug holiday of from 1 to 14 days, followed by  
5 administration of N-{3-[3-cyclopropyl-5-(2-fluoro-4-iodo-phenylamino)6,8-dimethy;-2,4,7-trioxo-3,4,6,7-tetrahydro-2H-pyrido[4,3-d]pyrimidin-1-yl]phenyl}acetamide dimethyl sulfoxide for from 1 to 30 days, optionally followed by one or more cycles of repeat dosing.

10 30. A method according to claim 26 wherein the cancer selected from ovarian, breast, pancreatic and prostate.

31. A method according to claim 27 wherein the cancer selected from ovarian, breast, pancreatic and prostate.

15 31. A method according to claim 28 wherein the cancer selected from ovarian, breast, pancreatic and prostate.

20 33. A method according to claim 29 wherein the cancer selected from ovarian, breast, pancreatic and prostate.

34. A method of treating a cancer that is either wild type or mutant for Ras/Raf, PIK3CA/PTEN, AKT, EGFR or ErbB-2 or have amplification of PIK3CA, AKT, EGFR or ErbB-2 genes or have overexpression of EGFR or ErbB2 protein, in a human in need  
25 thereof which comprises the in vivo administration of a therapeutically effective amount of a combination of N-{3-Chloro-4-[(3-fluorobenzyl)oxy]phenyl}-6-[5-({[2-(methanesulphonyl)ethyl]amino}methyl)-2-furyl]-4-quinazolinamine, or a pharmaceutically acceptable hydrate and/or salt thereof, and N-{3-[3-cyclopropyl-5-(2-fluoro-4-iodo-phenylamino)6,8-dimethy;-2,4,7-trioxo-3,4,6,7-tetrahydro-2H-pyrido[4,3-d]pyrimidin-1-  
30 yl]phenyl}acetamide, or a pharmaceutically acceptable salt or solvate thereof, to such human,

wherein the compounds of the combination are administered sequentially.

35 35. A method according to claim 34 wherein the amount of N-{3-Chloro-4-[(3-fluorobenzyl)oxy]phenyl}-6-[5-({[2-(methanesulphonyl)ethyl]amino}methyl)-2-furyl]-4-quinazolinamine, or a pharmaceutically acceptable hydrate and/or salt thereof, is selected

from about 750mg to about 1,250mg, and that amount is administered once per day in one or more tablets, and the amount of N-{3-[3-cyclopropyl-5-(2-fluoro-4-iodo-phenylamino)6,8-dimethy;-2,4,7-trioxo-3,4,6,7-tetrahydro-2H-pyrido[4,3-d]pyrimidin-1-yl]phenyl}acetamide, or a pharmaceutically acceptable salt or solvate thereof, is selected  
5 from about 0.125mg to about 10mg, and that amount is administered once per day.

36. A method according to claim 35 wherein the amount of N-{3-Chloro-4-[(3-fluorobenzyl)oxy]phenyl}-6-[5-({[2-(methanesulphonyl)ethyl]amino}methyl)-2-furyl]-4-quinazolinamine, or a pharmaceutically acceptable hydrate and/or salt thereof, is selected  
10 from about 750mg to about 1,250mg, and that amount is administered once per day in one or more tablets, and the amount of N-{3-[3-cyclopropyl-5-(2-fluoro-4-iodo-phenylamino)6,8-dimethy;-2,4,7-trioxo-3,4,6,7-tetrahydro-2H-pyrido[4,3-d]pyrimidin-1-yl]phenyl}acetamide, or a pharmaceutically acceptable salt or solvate thereof, is selected  
15 from about 0.5mg to about 9mg, and that amount is administered once per day.

37. A method according to claim 36 wherein N-{3-Chloro-4-[(3-fluorobenzyl)oxy]phenyl}-6-[5-({[2-(methanesulphonyl)ethyl]amino}methyl)-2-furyl]-4-quinazolinamine ditosylate monohydrate is administered for from 1 to 7 consecutive days, followed by an optional drug holiday of from 1 to 14 days, followed by administration of N-  
20 {3-[3-cyclopropyl-5-(2-fluoro-4-iodo-phenylamino)6,8-dimethy;-2,4,7-trioxo-3,4,6,7-tetrahydro-2H-pyrido[4,3-d]pyrimidin-1-yl]phenyl}acetamide dimethyl sulfoxide for 1 day, optionally followed by one or more cycles of repeat dosing.

38. A method according to claim 34 wherein the cancer selected from ovarian,  
25 breast, pancreatic and prostate.

39. A method according to claim 35 wherein the cancer selected from ovarian, breast, pancreatic and prostate.

40. A method according to claim 36 wherein the cancer selected from ovarian,  
30 breast, pancreatic and prostate.

41. A method according to claim 37 wherein the cancer selected from ovarian, breast, pancreatic and prostate.

35

42. A method according to claim 36 wherein N-{3-[3-cyclopropyl-5-(2-fluoro-4-iodo-phenylamino)6,8-dimethyl;-2,4,7-trioxo-3,4,6,7-tetrahydro-2H-pyrido[4,3-d]pyrimidin-1-yl]phenyl}acetamide dimethyl sulfoxide is administered for from 1 to 3 consecutive days, followed by an optional drug holiday, followed by administration of N-{3-Chloro-4-  
5 [(3-fluorobenzyl)oxy]phenyl}-6-[5-({[2-(methanesulphonyl)ethyl]amino}methyl)-2-furyl]-4-quinazolinamine ditosylate monohydrate, for from 3 to 7 days, optionally followed by one or more cycles of repeat dosing.

43. A method according to claim 42 wherein the cancer selected from ovarian,  
10 breast, pancreatic and prostate.

44. A method according to claim 29 wherein N-{3-Chloro-4-[(3-fluorobenzyl)oxy]phenyl}-6-[5-({[2-(methanesulphonyl)ethyl]amino}methyl)-2-furyl]-4-quinazolinamine ditosylate monohydrate is administered for from 1 to 21 consecutive  
15 days, followed by a drug holiday of from 3 to 10 days, followed by administration of N-{3-[3-cyclopropyl-5-(2-fluoro-4-iodo-phenylamino)6,8-dimethyl;-2,4,7-trioxo-3,4,6,7-tetrahydro-2H-pyrido[4,3-d]pyrimidin-1-yl]phenyl}acetamide dimethyl sulfoxide for from 1 to 21 days, optionally followed by one or more cycles of repeat dosing.

45. A method according to claim 44 wherein the cancer selected from ovarian,  
20 breast, pancreatic and prostate.

46. A method according to claim 9 wherein N-{3-Chloro-4-[(3-fluorobenzyl)oxy]phenyl}-6-[5-({[2-(methanesulphonyl)ethyl]amino}methyl)-2-furyl]-4-  
25 quinazolinamine ditosylate monohydrate and N-{3-[3-cyclopropyl-5-(2-fluoro-4-iodo-phenylamino)6,8-dimethyl;-2,4,7-trioxo-3,4,6,7-tetrahydro-2H-pyrido[4,3-d]pyrimidin-1-yl]phenyl}acetamide dimethyl sulfoxide are administered within 12 hours of each other for 2 consecutive days followed by administration of N-{3-Chloro-4-[(3-fluorobenzyl)oxy]phenyl}-6-[5-({[2-(methanesulphonyl)ethyl]amino}methyl)-2-furyl]-4-  
30 quinazolinamine ditosylate monohydrate for from 4 to 6 consecutive days, optionally followed by one or more cycles of repeat dosing.

47. A method according to claim 8 wherein N-{3-Chloro-4-[(3-fluorobenzyl)oxy]phenyl}-6-[5-({[2-(methanesulphonyl)ethyl]amino}methyl)-2-furyl]-4-  
35 quinazolinamine ditosylate monohydrate and N-{3-[3-cyclopropyl-5-(2-fluoro-4-iodo-phenylamino)6,8-dimethyl;-2,4,7-trioxo-3,4,6,7-tetrahydro-2H-pyrido[4,3-d]pyrimidin-1-

yl]phenyl}acetamide dimethyl sulfoxide are administered within 12 hours of each other for 2 days over a 7 day period, and during the other days of the 7 day period N-{3-Chloro-4-[(3-fluorobenzyl)oxy]phenyl}-6-[5-({[2-(methanesulphonyl)ethyl]amino}methyl)-2-furyl]-4-quinazolinamine ditosylate monohydrate is administered alone, optionally followed by one  
5 or more cycles of repeat dosing.

49. A method according to claim 13 wherein N-{3-Chloro-4-[(3-fluorobenzyl)oxy]phenyl}-6-[5-({[2-(methanesulphonyl)ethyl]amino}methyl)-2-furyl]-4-quinazolinamine ditosylate monohydrate and N-{3-[3-cyclopropyl-5-(2-fluoro-4-iodo-phenylamino)6,8-dimethyl;-2,4,7-trioxo-3,4,6,7-tetrahydro-2H-pyrido[4,3-d]pyrimidin-1-yl]phenyl}acetamide dimethyl sulfoxide are administered within 12 hours of each other for 2 consecutive days followed by administration of N-{3-Chloro-4-[(3-fluorobenzyl)oxy]phenyl}-6-[5-({[2-(methanesulphonyl)ethyl]amino}methyl)-2-furyl]-4-quinazolinamine ditosylate monohydrate for from 4 to 6 consecutive days, optionally  
10 followed by one or more cycles of repeat dosing.  
15

50. A method according to claim 12 wherein N-{3-Chloro-4-[(3-fluorobenzyl)oxy]phenyl}-6-[5-({[2-(methanesulphonyl)ethyl]amino}methyl)-2-furyl]-4-quinazolinamine ditosylate monohydrate and N-{3-[3-cyclopropyl-5-(2-fluoro-4-iodo-phenylamino)6,8-dimethyl;-2,4,7-trioxo-3,4,6,7-tetrahydro-2H-pyrido[4,3-d]pyrimidin-1-yl]phenyl}acetamide dimethyl sulfoxide are administered within 12 hours of each other for 2 days over a 7 day period, and during the other days of the 7 day period N-{3-Chloro-4-[(3-fluorobenzyl)oxy]phenyl}-6-[5-({[2-(methanesulphonyl)ethyl]amino}methyl)-2-furyl]-4-quinazolinamine ditosylate monohydrate is administered alone, optionally followed by one  
20 or more cycles of repeat dosing.  
25

51. A method according to claim 21 wherein N-{3-Chloro-4-[(3-fluorobenzyl)oxy]phenyl}-6-[5-({[2-(methanesulphonyl)ethyl]amino}methyl)-2-furyl]-4-quinazolinamine ditosylate monohydrate and N-{3-[3-cyclopropyl-5-(2-fluoro-4-iodo-phenylamino)6,8-dimethyl;-2,4,7-trioxo-3,4,6,7-tetrahydro-2H-pyrido[4,3-d]pyrimidin-1-yl]phenyl}acetamide dimethyl sulfoxide are administered within 12 hours of each other for 2 consecutive days followed by administration of N-{3-Chloro-4-[(3-fluorobenzyl)oxy]phenyl}-6-[5-({[2-(methanesulphonyl)ethyl]amino}methyl)-2-furyl]-4-quinazolinamine ditosylate monohydrate for from 4 to 6 consecutive days, optionally  
30 followed by one or more cycles of repeat dosing.  
35

52. A method according to claim 22 wherein N-{3-Chloro-4-[(3-fluorobenzyl)oxy]phenyl}-6-[5-({[2-(methanesulphonyl)ethyl]amino}methyl)-2-furyl]-4-quinazolinamine ditosylate monohydrate and N-{3-[3-cyclopropyl-5-(2-fluoro-4-iodophenylamino)6,8-dimethyl;-2,4,7-trioxo-3,4,6,7-tetrahydro-2H-pyrido[4,3-d]pyrimidin-1-yl]phenyl}acetamide dimethyl sulfoxide are administered within 12 hours of each other for 2 days over a 7 day period, and during the other days of the 7 day period N-{3-Chloro-4-[(3-fluorobenzyl)oxy]phenyl}-6-[5-({[2-(methanesulphonyl)ethyl]amino}methyl)-2-furyl]-4-quinazolinamine ditosylate monohydrate is administered alone, optionally followed by one or more cycles of repeat dosing.

53. A method according to claim 8 wherein N-{3-Chloro-4-[(3-fluorobenzyl)oxy]phenyl}-6-[5-({[2-(methanesulphonyl)ethyl]amino}methyl)-2-furyl]-4-quinazolinamine ditosylate monohydrate and N-{3-[3-cyclopropyl-5-(2-fluoro-4-iodophenylamino)6,8-dimethyl;-2,4,7-trioxo-3,4,6,7-tetrahydro-2H-pyrido[4,3-d]pyrimidin-1-yl]phenyl}acetamide dimethyl sulfoxide are administered within 12 hours of each other for 5 consecutive days followed by administration of N-{3-Chloro-4-[(3-fluorobenzyl)oxy]phenyl}-6-[5-({[2-(methanesulphonyl)ethyl]amino}methyl)-2-furyl]-4-quinazolinamine ditosylate monohydrate for 2 consecutive days, optionally followed by one or more cycles of repeat dosing.

54. A method according to claim 12 wherein N-{3-Chloro-4-[(3-fluorobenzyl)oxy]phenyl}-6-[5-({[2-(methanesulphonyl)ethyl]amino}methyl)-2-furyl]-4-quinazolinamine ditosylate monohydrate and N-{3-[3-cyclopropyl-5-(2-fluoro-4-iodophenylamino)6,8-dimethyl;-2,4,7-trioxo-3,4,6,7-tetrahydro-2H-pyrido[4,3-d]pyrimidin-1-yl]phenyl}acetamide dimethyl sulfoxide are administered within 12 hours of each other for 5 consecutive days followed by administration of N-{3-Chloro-4-[(3-fluorobenzyl)oxy]phenyl}-6-[5-({[2-(methanesulphonyl)ethyl]amino}methyl)-2-furyl]-4-quinazolinamine ditosylate monohydrate for 2 consecutive days, optionally followed by one or more cycles of repeat dosing.

55. A method according to claim 20 wherein N-{3-Chloro-4-[(3-fluorobenzyl)oxy]phenyl}-6-[5-({[2-(methanesulphonyl)ethyl]amino}methyl)-2-furyl]-4-quinazolinamine ditosylate monohydrate and N-{3-[3-cyclopropyl-5-(2-fluoro-4-iodophenylamino)6,8-dimethyl;-2,4,7-trioxo-3,4,6,7-tetrahydro-2H-pyrido[4,3-d]pyrimidin-1-yl]phenyl}acetamide dimethyl sulfoxide are administered within 12 hours of each other for 5 consecutive days followed by administration of N-{3-Chloro-4-[(3-

fluorobenzyl)oxy]phenyl}-6-[5-({[2-(methanesulphonyl)ethyl]amino}methyl)-2-furyl]-4-quinazolinamine ditosylate monohydrate for 2 consecutive days, optionally followed by one or more cycles of repeat dosing.

- 5            56. A method according to claim 18 wherein N-{3-Chloro-4-[(3-fluorobenzyl)oxy]phenyl}-6-[5-({[2-(methanesulphonyl)ethyl]amino}methyl)-2-furyl]-4-quinazolinamine ditosylate monohydrate and N-{3-[3-cyclopropyl-5-(2-fluoro-4-iodo-phenylamino)6,8-dimethyl;-2,4,7-trioxo-3,4,6,7-tetrahydro-2H-pyrido[4,3-d]pyrimidin-1-yl]phenyl}acetamide dimethyl sulfoxide are administered within 12 hours of each other  
10 each day for a period of at least 7 consecutive days.

Figure 1.

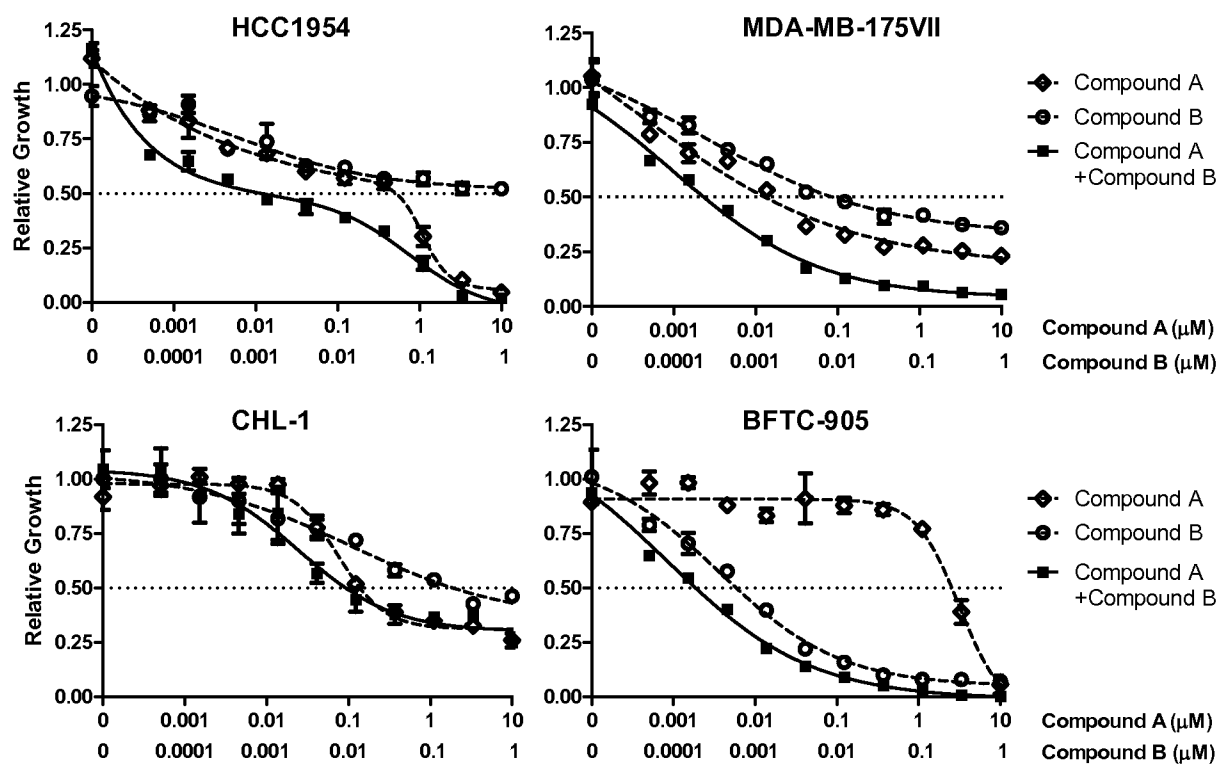
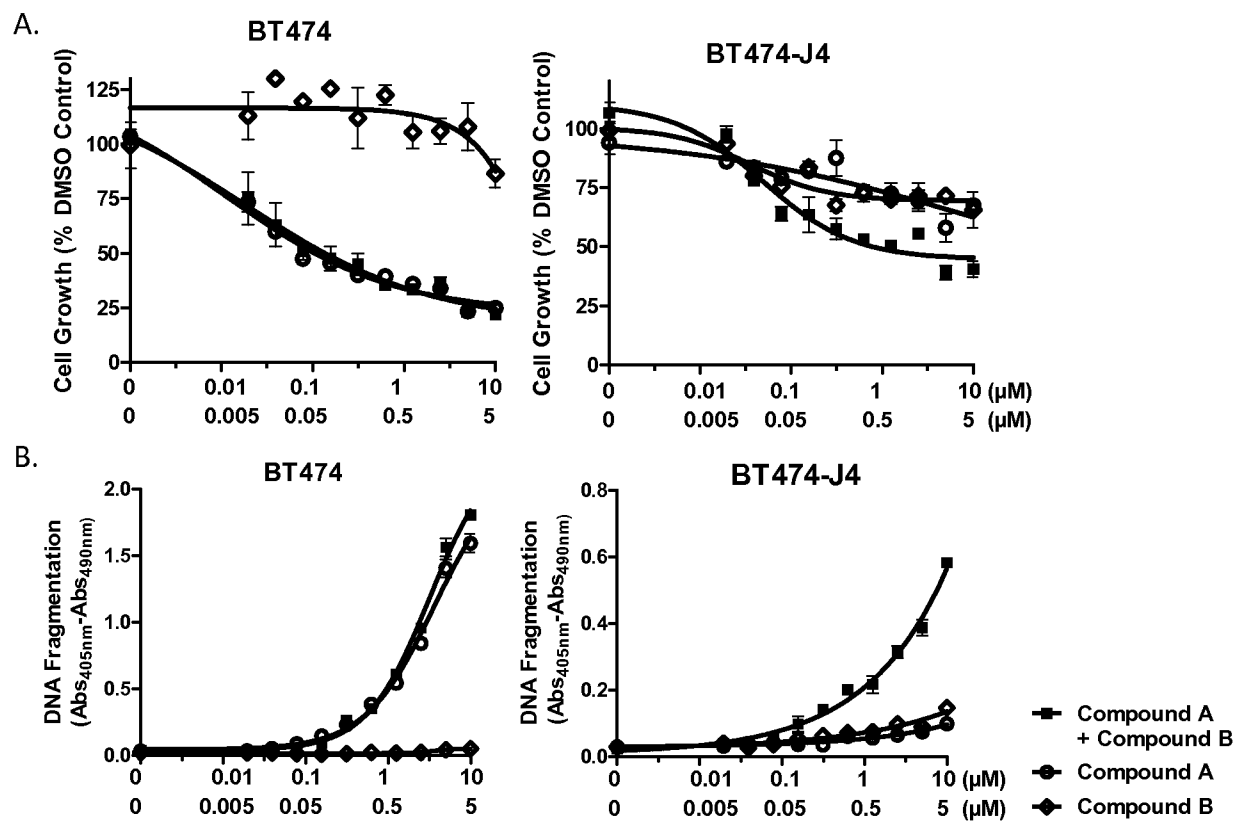


Figure 2.



## INTERNATIONAL SEARCH REPORT

International application No.  
PCT/US 11/37146

## A. CLASSIFICATION OF SUBJECT MATTER

IPC(8) - A01N 43/54; A61K 31/505, 31/517 (2011.01)

USPC - 514/266.2, 269

According to International Patent Classification (IPC) or to both national classification and IPC

## B. FIELDS SEARCHED

Minimum documentation searched (classification system followed by classification symbols)  
USPC: 514/266.2, 269

Documentation searched other than minimum documentation to the extent that such documents are included in the fields searched  
USPC: 514/264.11; 514/266.24; 544/279; 544/284, 310 (see search terms below)

Electronic data base consulted during the international search (name of data base and, where practicable, search terms used)  
PubWEST (USPT, PGPB, EPAB, JPAB), Google Patents/Scholar  
Search Terms Used: pyrido[4,3-d]pyrimidin-1-yl, 4-quinazolinamine, combination, MEK, EGFR, phase I

## C. DOCUMENTS CONSIDERED TO BE RELEVANT

Category*	Citation of document, with indication, where appropriate, of the relevant passages	Relevant to claim No.
X	US 2006/0014768 A1 (Kawasaki et al.) 19 January 2006 (19.01.2006) para [0143], [0147], [0169], [0250], [0276], [0584]; Table 4-1	1-3
A	US 2010/0069411 A1 (Buller et al.) 18 March 2010 (18.03.2010) para [0017], [0028]	1

☐ Further documents are listed in the continuation of Box C.

## \* Special categories of cited documents:

"A" document defining the general state of the art which is not considered to be of particular relevance

"E" earlier application or patent but published on or after the international filing date

"L" document which may throw doubts on priority claim(s) or which is cited to establish the publication date of another citation or other special reason (as specified)

"O" document referring to an oral disclosure, use, exhibition or other means

"P" document published prior to the international filing date but later than the priority date claimed

"T" later document published after the international filing date or priority date and not in conflict with the application but cited to understand the principle or theory underlying the invention

"X" document of particular relevance; the claimed invention cannot be considered novel or cannot be considered to involve an inventive step when the document is taken alone

"Y" document of particular relevance; the claimed invention cannot be considered to involve an inventive step when the document is combined with one or more other such documents, such combination being obvious to a person skilled in the art

"&" document member of the same patent family

Date of the actual completion of the international search

14 October 2011 (14.10.2011)

Date of mailing of the international search report

21 OCT 2011

Name and mailing address of the ISA/US

Mail Stop PCT, Attn: ISA/US, Commissioner for Patents  
P.O. Box 1450, Alexandria, Virginia 22313-1450  
Facsimile No. 571-273-3201

Authorized officer:

Lee W. Young

PCT Helpdesk: 571-272-4300  
PCT OSP: 571-272-7774

## INTERNATIONAL SEARCH REPORT

International application No.

PCT/US 11/37146

**Box No. II Observations where certain claims were found unsearchable (Continuation of item 2 of first sheet)**

This international search report has not been established in respect of certain claims under Article 17(2)(a) for the following reasons:

1. ☐ Claims Nos.:  
because they relate to subject matter not required to be searched by this Authority, namely:
  
2. ☐ Claims Nos.:  
because they relate to parts of the international application that do not comply with the prescribed requirements to such an extent that no meaningful international search can be carried out, specifically:
  
3. ☒ Claims Nos.: 4-5  
because they are dependent claims and are not drafted in accordance with the second and third sentences of Rule 6.4(a).

**Box No. III Observations where unity of invention is lacking (Continuation of item 3 of first sheet)**

This International Searching Authority found multiple inventions in this international application, as follows:

Group I: claims 1-3 and directed to combinations comprising: (i) a compound of Structure (I): (as shown in claim 1) or a pharmaceutically acceptable hydrate and/or salt thereof; and (ii) a compound of Structure (II): (as shown in claim 2) or a pharmaceutically acceptable salt or solvate thereof, ec.

Group II, claims 6-9, 46-47 and 53, directed to methods of treating cancer in a human in need thereof which comprises the in vivo administration of a therapeutically effective amount of a combination of N-{3-Chloro-4-[(3-fluorobenzyl)oxy]phenyl}-6-{5-[(2-(methanesulphonyl)ethyl)amino]methyl}-2-furyl]-4-quinazolinamine, or a pharmaceutically acceptable hydrate and/or salt thereof, and N-{3-[3-cyclopropyl-5-(2-fluoro-4-iodo-phenylamino)-6,8-dimethyl-2,4,7-trioxo-3,4,6,7-tetrahydro-2H-pyrido[4,3-d]pyrimidin-1-yl]phenyl}acetamide, or a pharmaceutically acceptable salt or solvate thereof, to such human, wherein the combination is administered within a specified period, and wherein the combination is administered for a duration of time, etc.

- Please see extra sheet for continuation -

1. ☐ As all required additional search fees were timely paid by the applicant, this international search report covers all searchable claims.
2. ☐ As all searchable claims could be searched without effort justifying additional fees, this Authority did not invite payment of additional fees.
3. ☐ As only some of the required additional search fees were timely paid by the applicant, this international search report covers only those claims for which fees were paid, specifically claims Nos.:
  
4. ☒ No required additional search fees were timely paid by the applicant. Consequently, this international search report is restricted to the invention first mentioned in the claims; it is covered by claims Nos.:  
1-3

**Remark on Protest**

- ☐ The additional search fees were accompanied by the applicant's protest and, where applicable, the payment of a protest fee.
- ☐ The additional search fees were accompanied by the applicant's protest but the applicable protest fee was not paid within the time limit specified in the invitation.
- ☐ No protest accompanied the payment of additional search fees.

## INTERNATIONAL SEARCH REPORT

International application No.

PCT/US 11/37146

Continuation of:

Box No III. Observations where unity of invention is lacking

Group III: claims 10-17, 49-50 and 54, directed to method treating a cancer selected from: brain (gliomas), glioblastomas, astrocytomas, glioblastoma multiforme, Bannayan-Zonana syndrome, Cowden disease, hermitte-Duclos disease, breast, inflammatory breast cancer, Wilm's tumor, Ewing's sarcoma, Rhabdomyosarcoma, ependymoma, medulloblastoma, colon, head and neck, kidney, lung, liver, melanoma, ovarian, pancreatic, prostate, sarcoma, osteosarcoma, giant cell tumor of bone, thyroid, Lymphoblastic T cell leukemia, Chronic myelogenous leukemia, Chronic lymphocytic leukemia, Hairy-cell leukemia, acute lymphoblastic leukemia, acute myelogenous leukemia, Chronic neutrophilic leukemia, Acute lymphoblastic T cell leukemia, Plasmacytoma, etc. in a human in need thereof which comprises the in vivo administration of a therapeutically effective amount of a combination of N-(3-Chloro-4-((3-fluorobenzyl)oxy)phenyl)-6-[5-((2-(methanesulphonyl)ethyl)amino)methyl)-2-furyl]-4-quinazolinamine, or a pharmaceutically acceptable hydrate and/or salt thereof, and N-(3-[3-cyclopropyl-5-(2-fluoro-4-iodo-phenylamino)]-6,8-dimethyl-2,4,7-trioxo-3,4,6,7-tetrahydro-2H-pyrido[4,3-d]pyrimidin-1-yl)phenyl)acetamide, or a pharmaceutically acceptable salt or solvate thereof, to such human, wherein the combination is administered within a specified period, and wherein the combination is administered for a duration of time, etc.

Group IV: claims 18-25, 51-52 and 55-56, directed to methods of treating a cancer that is either wild type or mutant for Ras/Raf, PIK3CA/PTEN, AKT, EGFR or ErbB-2 or have amplification of PIK3CA, AKT, EGFR or ErbB-2 genes or have overexpression of EGFR or ErbB2 protein, in a human in need thereof which comprises the in vivo administration of a therapeutically effective amount of a combination of N-(3-Chloro-4-((3-fluorobenzyl)oxy)phenyl)-6-[5-((2-(methanesulphonyl)ethyl)amino)methyl)-2-furyl]-4-quinazolinamine, or a pharmaceutically acceptable hydrate and/or salt thereof, and N-(3-[3-cyclopropyl-5-(2-fluoro-4-iodophenylamino)]-6,8-dimethyl-2,4,7-trioxo-3,4,6,7-tetrahydro-2H-pyrido[4,3-d]pyrimidin-1-yl)phenyl)acetamide, or a pharmaceutically acceptable salt or solvate thereof, to such human, wherein the combination is administered within a specified period, and wherein the combination is administered for a duration of time, etc.

Group V: claims 26-33, directed to methods treating a cancer selected from: brain (gliomas), glioblastomas, astrocytomas, glioblastoma multiforme, Bannayan-Zonana syndrome, Cowden disease, hermitte-Duclos disease, breast, inflammatory breast cancer, Wilm's tumor, Ewing's sarcoma, Rhabdomyosarcoma, ependymoma, medulloblastoma, colon, head and neck, etc. in a human in need thereof which comprises the in vivo administration of a therapeutically effective amount of a combination of N-(3-Chloro-4-((3-fluorobenzyl)oxy)phenyl)-6-[5-((2-(methanesulphonyl)ethyl)amino)methyl)-2-furyl]-4-quinazolinamine, or a pharmaceutically acceptable hydrate and/or salt thereof, and N-(3-[3-cyclopropyl-5-(2-fluoro-4-iodo-phenylamino)]-6,8-dimethyl-2,4,7-trioxo-3,4,6,7-tetrahydro-2H-pyrido[4,3-d]pyrimidin-1-yl)phenyl)acetamide, or a pharmaceutically acceptable salt or solvate thereof, to such human, wherein the compounds of the combination are administered sequentially, etc.

Group VI: claims 34-45, directed to A method of treating a cancer that is either wild type or mutant for Ras/Raf, PIK3CA/PTEN, AKT, EGFR or ErbB-2 or have amplification of PIK3CA, AKT, EGFR or ErbB-2 genes or have overexpression of EGFR or ErbB2 protein, in a human in need thereof which comprises the in vivo administration of a therapeutically effective amount of a combination of N-(3-Chloro-4-((3-fluorobenzyl)oxy)phenyl)-6-[5-((2-(methanesulphonyl)ethyl)amino)methyl)-2-furyl]-4-quinazolinamine, or a pharmaceutically acceptable hydrate and/or salt thereof, and N-(3-[3-cyclopropyl-5-(2-fluoro-4-iodophenylamino)]-6,8-dimethyl-2,4,7-trioxo-3,4,6,7-tetrahydro-2H-pyrido[4,3-d]pyrimidin-1-yl)phenyl)acetamide, or a pharmaceutically acceptable salt or solvate thereof, to such human, wherein the compounds of the combination are administered sequentially, etc.

The inventions listed as Groups I-VI do not relate to a single general inventive concept under PCT Rule 13.1 because, under PCT Rule 13.2, they lack the same or corresponding special technical features for the following reasons:

The claims of the various groups I-VI as defined above do not share any special technical feature that is an advance over the prior art. US 2010/0069411 A1 to Buller et al. (18 March 2010), (hereinafter 'Buller') discloses the compound of Structure (I), specifically N-(3-chloro-4-((3-fluorobenzyl)oxy)phenyl)-6-[5-((2-(methanesulphonyl)ethyl)amino)methyl)-2-furyl]-4-quinazolinamine, for treating cancer (see abstract; para [0008]). In addition, US 2006/0014768 A1 to Kawasaki et al. (19 Jan 2006), (hereinafter 'Kawasaki'), discloses the compound of Structure II, specifically N-(3-[3-cyclopropyl-5-(2-fluoro-4-iodophenylamino)]-6,8-dimethyl-2,4,7-trioxo-3,4,6,7-tetrahydro-2H-pyrido[4,3-d]pyrimidin-1-yl)phenyl)acetamide for the treatment of cancer (see abstract; para [0494], example 4-1). Both Buller and Kawasaki teach that the compounds disclosed therein may be used in combinations (see Buller, abstract; Kawasaki, abstract).

Thus, the inventions listed as Groups I-VI do not relate to a single general inventive concept under PCT Rule 13.1 because under PCT Rule 13.2 they lack the same or corresponding special technical feature. According to PCT Rule 13.2, unity of invention exists only when the same or corresponding technical feature is shared by all claimed inventions.

In this case the first named invention that will be searched without additional fees is Group I represented by claims 1-3.

Claims 4-5 are improper multiple dependent claims because they are dependent claims and are not drafted in accordance with the second and third sentences of Rule 6.4(a).

There is no claim numbered 48.