



US00D534775S

(12) **United States Design Patent**  
**Wang**

(10) **Patent No.:** **US D534,775 S**

(45) **Date of Patent:** **\*\* Jan. 9, 2007**

(54) **MOUNTING FOR A PLASTER TROWEL**

(76) Inventor: **See-Tuh Wang**, No. 14, Jhenping St.,  
Fusing Township, Changhua County  
(TW)

(\*\*) Term: **14 Years**

(21) Appl. No.: **29/231,363**

(22) Filed: **Jun. 6, 2005**

(51) **LOC (8) Cl.** ..... **08-05**

(52) **U.S. Cl.** ..... **D8/45**

(58) **Field of Classification Search** ..... D8/14,  
D8/45, 107; 15/235.4, 235.8, 235.5, 235.6,  
15/110.1, 421; 81/489; 16/436

See application file for complete search history.

(56) **References Cited**

**U.S. PATENT DOCUMENTS**

2,934,936	A	*	5/1960	Vernon	.....	15/235.4
3,095,594	A	*	7/1963	Dornbos	.....	15/235.4
3,346,905	A	*	10/1967	Scarpelli	.....	15/235.6
3,460,183	A	*	8/1969	Harrington	.....	15/235.4
4,467,492	A	*	8/1984	Harrington	.....	15/235.4
D289,882	S	*	5/1987	Gringer	.....	D8/45
D296,294	S	*	6/1988	Neece	.....	D8/45
4,884,312	A	*	12/1989	Clark	.....	15/235.4
D359,221	S	*	6/1995	Pytlewski	.....	D8/107
5,479,675	A	*	1/1996	Pytlewski	.....	15/235.4
5,713,096	A	*	2/1998	Kelsay et al.	.....	15/235.4

D519,012 S \* 4/2006 Miller ..... D8/45  
2005/0235447 A1 \* 10/2005 Wang ..... 15/235.4

**OTHER PUBLICATIONS**

Bon Tools Company Catalog p. 76 and 77, finishing trowels,  
found on Google catalogs search engine.\*

\* cited by examiner

*Primary Examiner*—Philip S. Hyder

(74) *Attorney, Agent, or Firm*—Egbert Law Offices

(57) **CLAIM**

I claim the ornamental design for a mounting for a plaster  
trowel, as shown and described.

**DESCRIPTION**

FIG. 1 is an upper perspective view of the mounting for a  
plaster trowel showing my design.

FIG. 2 is a back view thereof;

FIG. 3 is a front view thereof;

FIG. 4 is a side view thereof;

FIG. 5 is an opposite side view thereof;

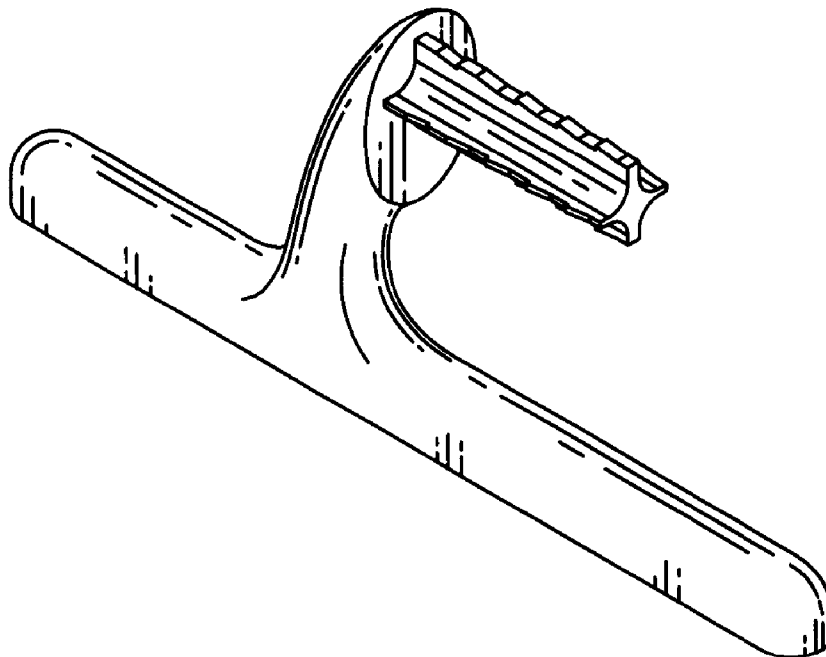
FIG. 6 is a top plan view thereof;

FIG. 7 is a bottom view thereof; and,

FIG. 8 is another perspective view showing attachment to a  
trowel.

The dotted lines are presented for illustrative purposes and  
form no part of the claimed design.

**1 Claim, 5 Drawing Sheets**



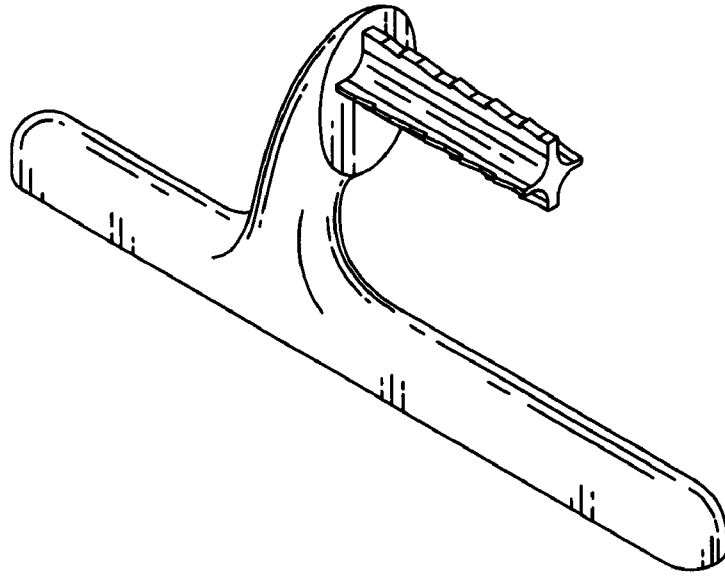


FIG. 1



FIG. 2



FIG. 3

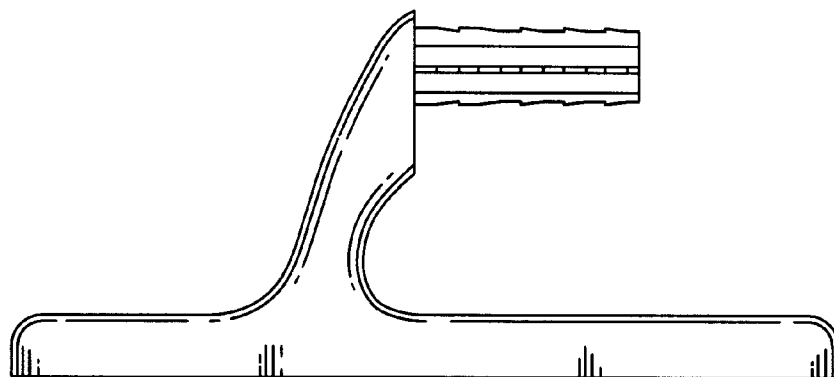


FIG. 4

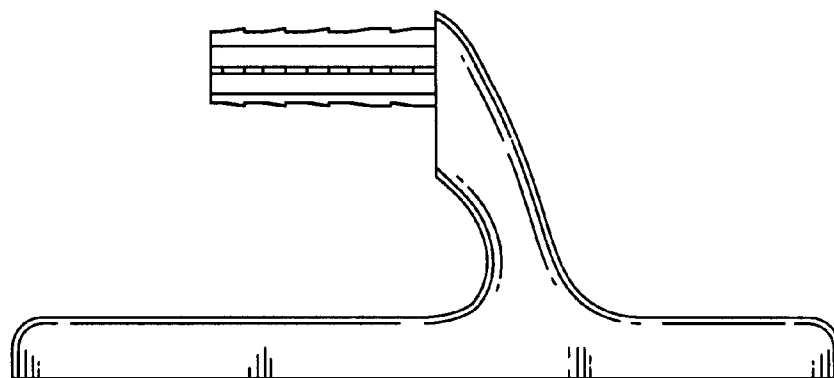


FIG. 5




FIG. 6

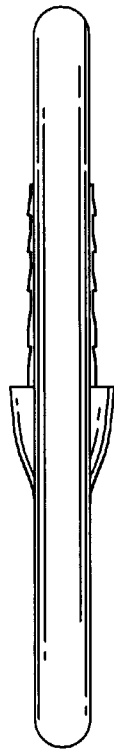


FIG. 7

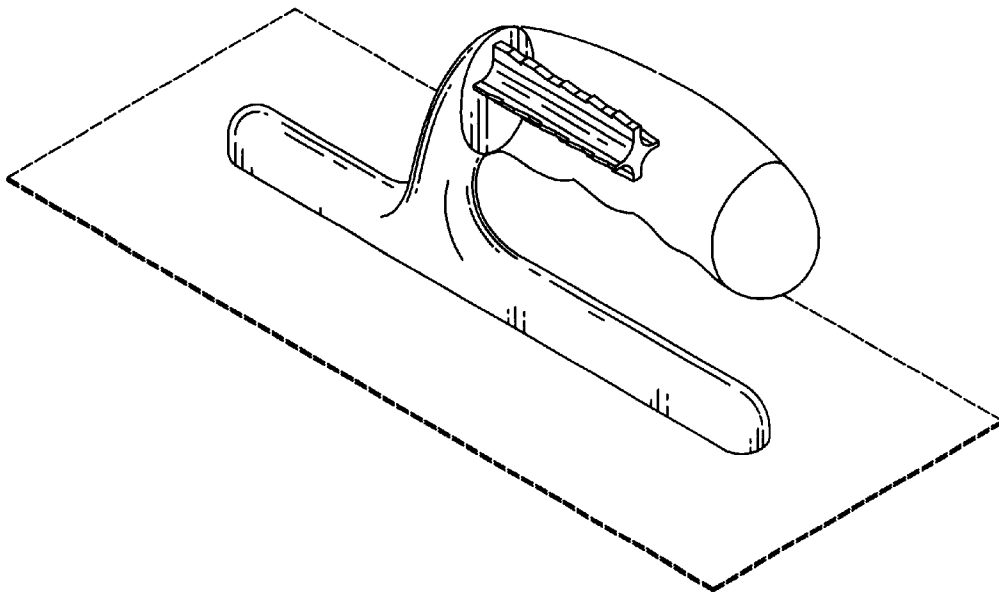


FIG. 8