

(72) BENNISON, STEPHEN JOHN, US

(72) HOFMANN, GEORGE HENRY, US

(72) JAGOTA, ANAND, US

(72) SMITH, CHARLES ANTHONY, US

(72) WONG, BERT, US

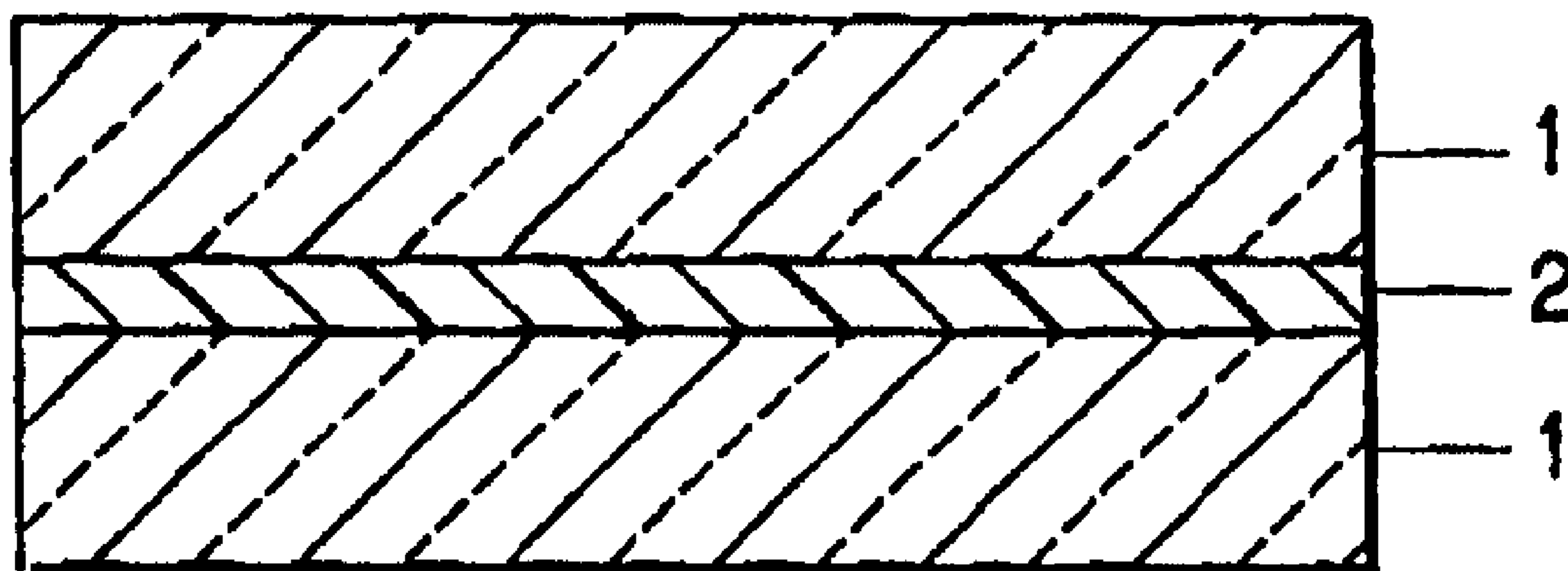
(71) E.I. DU PONT DE NEMOURS AND COMPANY, US

(51) Int.Cl.⁶ B32B 17/00

(30) 1998/05/14 (09/078,984) US


(54) **LAMINES DE VERRE POUR SYSTEMES DE FENETRES DE PROTECTION**

(54) **GLASS LAMINATES FOR THREAT RESISTANT WINDOW SYSTEMS**



(57) L'invention concerne un laminé transparent possédant au moins une couche de verre à laquelle adhère directement et automatiquement une couche de polymère thermoplastique pratiquement exempte de trouble, ce laminé pouvant résister à des contraintes répétées ou prolongées après la rupture de la couche de verre, tout en conservant son intégrité structurale. Elle concerne, de préférence, un laminé transparent constitué par deux couches de verre stratifiées l'une par rapport à l'autre et comportant une couche intermédiaire en polymère thermoplastique adhérant directement au verre. Cette couche intermédiaire est, de préférence, constituée par une résine ionomère et présente un module de

(57) This invention comprises a transparent laminate having at least one layer of glass and having self-adhered directly to the layer of glass a thermoplastic polymer layer having low haze and the laminate is capable of sustaining repeated or prolonged stress after breakage of the glass layer while maintaining the structural integrity of the laminate. Preferably, this invention is directed to a transparent laminate of two layers of glass laminated together with a thermoplastic polymer interlayer adhered directly to the glass; wherein the interlayer preferably is an ionomer resin and has Storage Young's Modulus of 50-1,000 MPa (mega Pascals) at 0.3 Hz and 25 °C determined according to ASTM D 5026-95a, a



(21) (A1) **2,330,157**

(86) 1999/05/12

(87) 1999/11/18

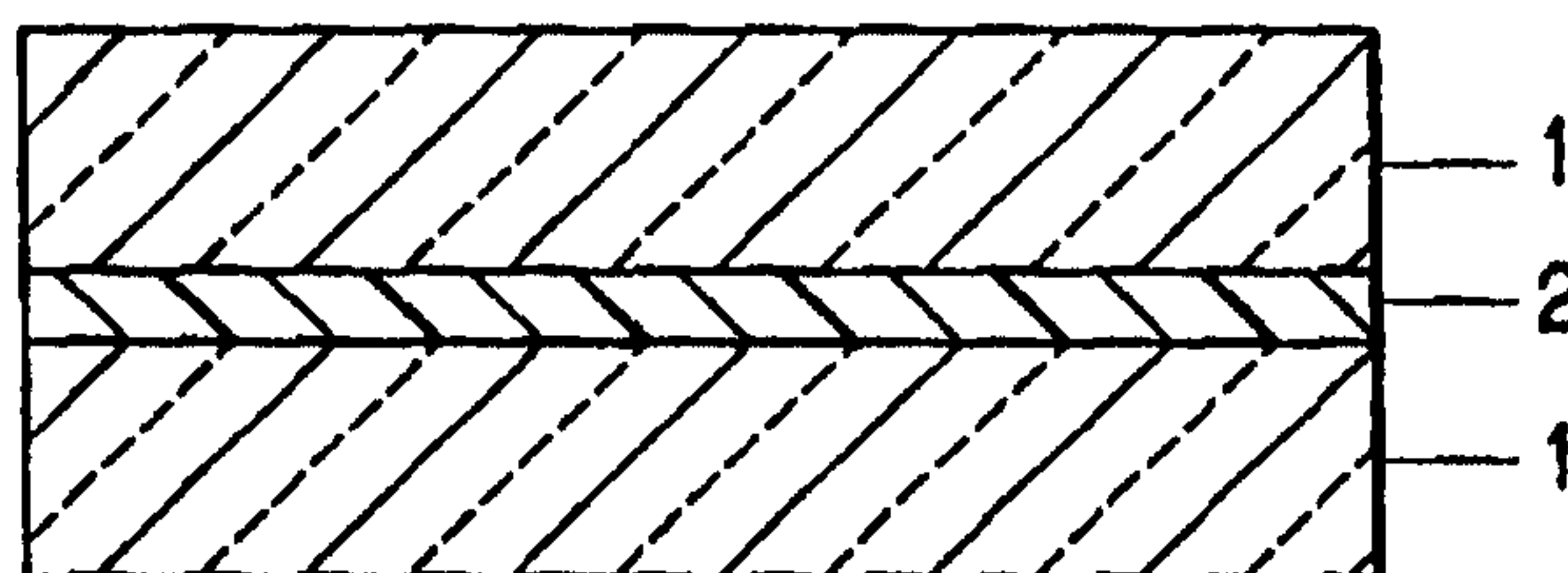
conservation de Young de 50-1.000 Mpa (mégapascals) à 0,3 Hz et 25 °C déterminé en fonction de ASTM D 5026-95a, une énergie minimum de déchirure d'au moins 15 MJ/m³ (mégajoules par m³) déterminée par des essais de traction exécutés en fonction de ASTM 638-89 à 25 °C et une adhérence au verre de 5-42 Mpa déterminée en fonction d'un essai de résistance à la contrainte de compression exécuté à 25 °C et, de préférence, cette couche intermédiaire est une feuille de résine ionomère. Cette résine ionomère d'un sel insoluble dans l'eau d'un polymère d'éthylène et d'acide méthacrylique ou acrylique contient 14-24 % en poids de l'acide et 76-86 % en poids d'éthylène, 10-80 % de l'acide étant neutralisé par un ion métallique, et possède un indice de fusion de 0,5-50. Elle concerne également d'autres structures laminées, telles que des couches multiples de verre comportant des couches intermédiaires de polymère thermoplastique, des laminés de résine thermoplastique et de verre incorporant une couche durable transparente et/ou un revêtement, ainsi qu'un procédé servant à fabriquer cette structure laminée.

Minimum Tear Energy of at least 15 MJ/m³ (mega joules per cubic meter) determined from tensile tests carried out according to ASTM 638-89 at 25 °C and adhesion to glass of 5-42 MPa determined according to compressive Shear Strength Test determined at 25 °C and preferably, the interlayer of the laminate is a sheet of an ionomer resin; wherein the ionomer resin of a water insoluble salt of a polymer of ethylene and methacrylic acid or acrylic acid containing about 14-24 % by weight of the acid and about 76-86 % by weight of ethylene and having about 10-80 % of the acid neutralized with a metallic ion, and has a melt index of about 0.5-50. The invention also includes other laminate structures such as multiple layers of glass with thermoplastic polymer interlayers, glass/thermoplastic resin laminate incorporating a transparent durable layer and/or a coating and a process for making the laminate structure.

PCTWORLD INTELLECTUAL PROPERTY ORGANIZATION
International Bureau

INTERNATIONAL APPLICATION PUBLISHED UNDER THE PATENT COOPERATION TREATY (PCT)

(51) International Patent Classification ⁶ : B32B 17/00	A2	(11) International Publication Number: WO 99/58334 (43) International Publication Date: 18 November 1999 (18.11.99)
(21) International Application Number: PCT/US99/10354 (22) International Filing Date: 12 May 1999 (12.05.99) (30) Priority Data: 09/078,984 14 May 1998 (14.05.98) US (71) Applicant (for all designated States except US): E.I. DU PONT DE NEMOURS AND COMPANY [US/US]; 1007 Market Street, Wilmington, DE 19898 (US). (72) Inventors; and (75) Inventors/Applicants (for US only): BENNISON, Stephen, John [GB/US]; 110 Alapocas Drive, Wilmington, DE 19803 (US). HOFMANN, George, Henry [US/US]; 102 Weldin Park Drive, Wilmington, DE 19803 (US). JAGOTA, Anand [IN/US]; 913-A Cloister Road, Wilmington, DE 19809 (US). SMITH, Charles, Anthony [US/US]; 5231 Glenbrook Drive, Vienna, WV 26105 (US). WONG, Bert [US/US]; 405 Bohl Drive, Marietta, OH 45750 (US). (74) Agent: DOBSON, Kevin, S.; E.I. du Pont de Nemours and Company, Legal Patent Records Center, 1007 Market Street, Wilmington, DE 19898 (US).		(81) Designated States: AE, AL, AU, BA, BB, BG, BR, CA, CN, CU, CZ, EE, GD, GE, HR, HU, ID, IL, IN, IS, JP, KP, KR, LC, LK, LR, LT, LV, MG, MK, MN, MX, NO, NZ, PL, RO, SG, SI, SK, SL, TR, TT, UA, US, UZ, VN, YU, ZA, ARIPO patent (GH, GM, KE, LS, MW, SD, SL, SZ, UG, ZW), Eurasian patent (AM, AZ, BY, KG, KZ, MD, RU, TJ, TM), European patent (AT, BE, CH, CY, DE, DK, ES, FI, FR, GB, GR, IE, IT, LU, MC, NL, PT, SE), OAPI patent (BF, BJ, CF, CG, CI, CM, GA, GN, GW, ML, MR, NE, SN, TD, TG). Published <i>Without international search report and to be republished upon receipt of that report.</i>
(54) Title: GLASS LAMINATES FOR THREAT RESISTANT WINDOW SYSTEMS		
(57) Abstract <p>This invention comprises a transparent laminate having at least one layer of glass and having self-adhered directly to the layer of glass a thermoplastic polymer layer having low haze and the laminate is capable of sustaining repeated or prolonged stress after breakage of the glass layer while maintaining the structural integrity of the laminate. Preferably, this invention is directed to a transparent laminate of two layers of glass laminated together with a thermoplastic polymer interlayer adhered directly to the glass; wherein the interlayer preferably is an ionomer resin and has Storage Young's Modulus of 50–1,000 MPa (mega Pascals) at 0.3 Hz and 25 °C determined according to ASTM D 5026–95a, a Minimum Tear Energy of at least 15 MJ/m³ (mega joules per cubic meter) determined from tensile tests carried out according to ASTM 638–89 at 25 °C and adhesion to glass of 5–42 MPa determined according to compressive Shear Strength Test determined at 25 °C and preferably, the interlayer of the laminate is a sheet of an ionomer resin; wherein the ionomer resin of a water insoluble salt of a polymer of ethylene and methacrylic acid or acrylic acid containing about 14–24 % by weight of the acid and about 76–86 % by weight of ethylene and having about 10–80 % of the acid neutralized with a metallic ion, and has a melt index of about 0.5–50. The invention also includes other laminate structures such as multiple layers of glass with thermoplastic polymer interlayers, glass/thermoplastic resin laminate incorporating a transparent durable layer and/or a coating and a process for making the laminate structure.</p>		



TITLE**GLASS LAMINATES FOR THREAT RESISTANT WINDOW SYSTEMS****BACKGROUND OF THE INVENTION****Field of the Invention**

5 This invention is related to glass laminates and in particular to a glass laminate wherein the glass layers are laminated together with a thermoplastic polymer interlayer to provide a laminate that retains stiffness and load bearing capacity after there has been glass breakage; the interlayer used in the laminate has good glass cut-through resistance, and the laminate has excellent impact
10 resistance and good visual properties.

Description of the Prior Art

 Polyvinylbutyral (PVB) has been and is widely used as an interlayer to form glass laminates used in automobiles and for architectural applications such as exterior windows, interior windows or dividers and the like. PVB has low
15 stiffness and deforms readily upon impact which is an excellent property for automotive windshields where human impact is involved and reduction in injuries is desired. But these properties limit performance when the laminate must provide intrusion resistance after the glass of the laminate has broken; for example, when a glass laminate is subjected to high wind forces and impacts of flying debris as
20 occur in a hurricane or where there are repeated impacts on a window by a criminal attempting to break into a vehicle or structure. Laminates eventually fail due to the large deformation of the polymer interlayer which can cause the laminate to pull out of the window frame and due to the action of shards of broken glass which eventually cut into the PVB layer and allow the laminate to be
25 penetrated by wind, debris or the instrument used by a criminal attempting to break the laminate. The use of thicker layers of PVB to gain more stiffness and cut-through resistance is impractical due to cost and the excessive thickness of the interlayer required.

 A wide variety of glass laminates formed with PVB are known as
30 shown in Phillips U.S. Patent 4,297,262 issued October 27, 1981, Phillips U.S. Patent 4,230,771 issued October 28, 1980 and British Patent 828,381 published Feb. 17, 1960. These patents are directed to forming glass laminates useful for automobile and truck windshields. Upon breakage of the glass of the laminate, they are relatively soft, elastic and highly extensible such that if a human skull hits
35 the laminate in an accident, it is decelerated without causing a concussion. These are not the properties required for architectural windows exposed to hurricane and other high stresses and side windows for automobiles and trucks that may be subjected to criminal actions.

Glass laminates have been made using interlayers other than PVB, such as polyurethanes and thermoplastic copolymers and these in combination with polyester film and polycarbonate films. Bolton et al U.S. Patent 4,663,228 issued May 5, 1987 shows the use of an ionomer resin to form glass laminates.

5 However, the ionomer resins taught therein without further modification are too hazy to be used in windows and require surface treatment to promote adhesion to glass. To improve these optical properties, organic amines must be added to the resin during the process of extruding a sheet of the resin that is used to form the laminate and color reducing agents are added to reduce the color. The use of
10 organic amines causes a number of problems such as air pollution from vaporization of amine as it is added to the extruder, covalent crosslinking in the polymer and formation of gel and gel particles in the extruded sheet.

There is an increased demand for glass laminates used as architectural windows that are resistant to the threats of wind storms and hurricanes particularly
15 in coastal areas as well as a wide demand for side windows for vehicles that are intrusion resistant. These glass laminates are required to have improved toughness and durability, must be easily fabricated and have good optical properties. This invention provides such a product and preferably utilizes an unmodified ionomer resin sheet.

20 SUMMARY OF THE INVENTION

This invention comprises a transparent laminate having at least one layer of glass and a thermoplastic polymer self-adhered directly to the glass having low haze and the laminate is capable of sustaining repeated or prolonged stress after the breakage of the glass layer while maintaining the structural
25 integrity of the laminate.

Preferably, this invention is directed to a transparent laminate of two layers of glass laminated together with a thermoplastic polymer interlayer self-adhered directly to glass; wherein the interlayer preferably is an ionomer resin and has Storage Young's Modulus of 50-1,000 MPa (mega Pascals) at 0.3 Hz and
30 25 °C determined according to ASTM D 5026-95a, a Minimum Tear Energy of at least 15 MJ/m³ (mega joules per cubic meter) determined from tensile tests carried out according to ASTM 638-89 at 25 °C and adhesion to glass of 5-42 MPa determined according to Compressive Shear Strength Test determined at 25°C.

Preferably, the interlayer of the laminate is a sheet of an ionomer
35 resin; wherein the ionomer resin is of a water insoluble salt of a polymer of ethylene and methacrylic acid or acrylic acid containing about 14-24% by weight of the acid and about 76-86% by weight of ethylene and having about 10-80% of the acid neutralized with a metallic ion, preferably a sodium ion, and the ionomer

has a melt index of about 0.5-50. Melt index is determined at 190 °C according to ASTM D1238.

The invention also includes other laminate structures such as multiple layers of glass with thermoplastic polymer interlayers, glass/thermoplastic resin laminate incorporating a transparent durable layer and/or a coating and a process for making the laminate structure.

BRIEF DESCRIPTION OF THE DRAWING

FIGURE 1 shows a laminate comprising glass, a thermoplastic interlayer and glass.

FIGURE 2 shows a laminate comprising glass, an ionomer resin and a durable transparent plastic layer or coating.

FIGURE 3 shows a jig used for measuring the adhesion of the interlayer to glass of the laminate.

DETAILED DESCRIPTION

The transparent glass laminate of this invention is a laminate of at least one layer of glass and thermoplastic polymer layer self-adhered directly to glass which has a high modulus, excellent tear strength and excellent adhesion directly to glass and preferably the thermoplastic polymer layer is a particular ionomer resin. The laminate has excellent impact resistance, toughness and glass cut-through resistance and durability which makes it particularly useful for architectural uses in buildings subjected to hurricanes and wind storms and also as side windows for automobiles and trucks that can be subjected to the repeated attacks by a person attempting to break into the vehicle. The laminate also has a low haze and excellent transparency. These properties make it useful as architectural glass which can be used for solar reduction, sound control, safety and security.

One preferred laminate of this invention is a transparent laminate of two layers of glass laminated together with a thermoplastic polymer interlayer self-adhered directly to the glass; wherein the interlayer preferably is an ionomer resin and has Storage Young's Modulus of 50-1,000 MPa (mega Pascals) at 0.3 Hz and 25 °C determined according to ASTM D 5026-95a, a Minimum Tear Energy of at least 15 MJ/m³ (mega joules per cubic meter) determined from tensile tests carried out according to ASTM 638-89 at 25 °C and adhesion to glass of 5-42 MPa determined according to Compressive Shear Strength Test at 25°C.

Preferably, the laminate is made with an ionomer resin interlayer which has a haze of less than 5% and a transparency of at least 90%. Amines and other modifiers are not used in forming a sheet of ionomer resin used in the laminate thereby eliminating the aforementioned problems caused by their use.

As used herein, when the thermoplastic polymer layer is said to be self-adhered directly to glass, this means that there is no intermediate layer such as a primer or thin adhesive layer between the glass and the thermoplastic polymer layer nor has the surface of the glass or thermoplastic layer been specially treated .

5 The preferred interlayer of the laminate is a sheet of an ionomer resin. The ionomer resin is a water insoluble metallic salt of a polymer of ethylene and methacrylic acid or acrylic acid containing about 14-24% by weight of the acid and about 76-86% by weight of ethylene and having about 10-80% of the acid neutralized with metallic ion and the ionomer resin has a melt index of about 0.5-
10 50. The acid content, the acid neutralization level and the neutralizing agent used all must be balanced to provide the ionomer resin with acceptable optical properties. The preparation of ionomer resins is disclosed in Rees US Patent 3,404,134 issued October 1, 1968.

 Examples of ionomer resins that can be used to form the laminate of
15 this invention comprise a water insoluble salt of a polymer of 80-82% by weight ethylene and 18-20% by weight of methacrylic acid or acrylic acid having about 30-50% by weight of the acid is neutralized with sodium ion and the resin has a melt index of 0.5-5. Another resin comprises a water insoluble salt of a polymer of
20 83-86% by weight ethylene and 14-17% by weight of methacrylic acid or acrylic acid having about 60-70% by weight of the acid is neutralized with sodium ion and the resin has a melt index of 0.5-5.

 Additional examples of resins that have been found useful are as follows:

 an ionomer resin comprising a polymer of 80-82% by weight ethylene
25 and 18-20% by weight of methacrylic acid, 35-40% of the acid is neutralized with sodium ion and the ionomer resin has a melt index of 1-3;

 an ionomer resin comprising a polymer of 81% ethylene and 19% methacrylic acid and 37% of the acid is neutralized with a sodium ion and the ionomer resin has a melt index of 1-3.

30 an ionomer resin comprising a polymer of 84-86% by weight ethylene and 14-16% by weight of methacrylic acid, 60-70% of the acid is neutralized with sodium ion and the ionomer resin has a melt index of 1-3; and

 an ionomer resin comprising a polymer of 85% ethylene and 15% methacrylic acid and 62% of the acid is neutralized with a sodium ion and the
35 ionomer resin has a melt index of 1-3.

 Standard techniques are used to form the resin interlayer sheet such as compression molding, injection molding, extrusion and calendering. Preferably, conventional extrusion techniques are used. It is possible to use recycled ionomer

resin with virgin ionomer resin to form the interlayer sheet. The ionomer resin plus any additives such as colorants, antioxidants and UV stabilizers are charged into a conventional extruder and melt blended and passed through a cartridge type melt filter for contamination removal and extruded through a die and pulled
5 through calender rolls to form sheet about 0.38-4.6 mm thick.

Typical colorants that can be used in the ionomer resin sheet are, for example, a bluing agent to reduce yellowing or a whitening agent or a colorant can be added to color the glass or to control solar light.

The ionomer resin sheet after extrusion can have a smooth surface but
10 preferably has a roughened surface to effectively allow most of the air to be removed from between the surfaces in the laminate during the lamination process. This can be accomplished for example, by mechanically embossing after extrusion or by melt fracture during extrusion of the sheet and the like.

The laminate is formed by conventional processes known in the art.
15 In a typical process, a glass sheet, an ionomer resin sheet and a second glass sheet are laminated together under heat and pressure and a vacuum [27-28 inches (689-711 mm) Hg] to remove air. In a typical procedure, an ionomer resin sheet is positioned between two glass plates and under a vacuum (a vacuum bag or vacuum ring can be used) are heated from about 25 to 135°C and then held at this
20 temperature for about 15 minutes to 2.0 hours and then cooled to 25°C.

The Figures show typical laminates of this invention. Figure 1 shows a typical glass laminate used for windows that are storm and debris resistant of two glass layers 1 having laminated between them an ionomer resin sheet 2. Figure 2 shows a laminate of a glass layer 1 having an ionomer resin sheet 2
25 adhered to a durable transparent plastic layer 3. Any of the above laminates can be coated with conventional abrasion resistant coatings that are known in the art.

For architectural uses and for uses in transportation applications such as automobiles, trucks and trains, the laminate has two layers of glass and directly self-adhered to the glass is an interlayer of a thermoplastic polymer and the
30 laminate has an overall thickness of about 3-30 mm. The interlayer has a thickness of about 0.38-4.6 mm and each glass layer usually is at least 1 mm thick. The interlayer is adhered directly to the glass and an intermediate adhesive layer or coating between the glass and the interlayer is not used. Obviously, other laminate constructions can be used such as multiple layers of glass and
35 thermoplastic interlayers or a single layer of glass with a thermoplastic polymer interlayer and having adhered to the interlayer a layer of a durable transparent plastic film.

The interlayer has a Storage Young's Modulus of 50-1,000 MPa (mega Pascals) and preferably about 100-500 MPa and is measured at 0.3 Hz and 25 °C by dynamic mechanical analysis in tension at a frequency of 0.3 Hz and a maximum strain of 10% according to ASTM D 5026-95a. The interlayer remains
 5 in the 50-1,000 MPa range of its Storage Young's Modulus at temperatures up to 40°C.

The Minimum Tear Energy of the interlayer is at least 15 MJ/m³ (mega Joules per cubic meter) and preferably about 30-130 MJ/m³. Tear energy is determined from the results of a standard tensile test measured at 25 °C carried out
 10 in accordance with ASTM D 638-89. A specimen type IV, as specified in the test, is pulled at 2.0 inches/minute (50.8 mm/min). Tensile stress (nominal), σ , is defined as the tensile load per unit area of minimum original cross section. Strain, ϵ , is defined as the ratio of the elongation to the gage length of the test specimen. The tensile stress-strain curve is defined as a diagram in which values of tensile
 15 stress are plotted as ordinates against corresponding values of tensile strains as abscissas. Tear energy, U, is the area under this curve up to the elongation, or strain ϵ_{\max} , at break. This can be expressed mathematically as:

$$U = \int_0^{\epsilon_{\max}} \sigma d\epsilon.$$

and is a quantity with units of energy per unit volume (Joules/cubic meters) of the
 20 undeformed polymer.

Adhesion of the laminate, i.e. of the interlayer to glass, is determined using the compressive shear strength test using the jig 10,12 shown in the FIGURE 3. In preparing laminates for adhesion determination, the interlayer is placed between two pieces of annealed float glass of dimension 12"x12" (305 mm
 25 x 305 mm) and 2.5 mm nominal thickness which have been washed and rinsed in demineralized water. The glass/interlayer/glass assembly is then heated in an oven set at 90-100°C for 30 minutes. Thereafter, it is passed through a set of nip rolls so that most of the air in the void spaces between the glass and the interlayer may be squeezed out, and the edge of the assembly sealed. The assembly at this
 30 stage is called a pre-press. The pre-press is then placed in an air autoclave where the temperature is raised to 135 °C and pressure to 200 psig (14.3 bar). These conditions are maintained for 20 minutes, after which, the air is cooled, while no more air is added to the autoclave. After 20 minutes of cooling when the air temperature in the autoclave is under 50 °C, the excess air pressure is vented.

35 The compressive shear strength of the laminate prepared as prescribed above is determined at 25 °C using the method detailed herein. Six 1"x1" (25 mm x 25 mm) chips are sawed from the laminate. The compressive shear strength of the chip is determined using the jig shown in the FIGURE 3. The chip of glass

WO 99/58334

PCT/US99/10354

layers 16, and 20 and an interlayer 18 is placed on the cut-out on the lower half of the jig 12, and the upper half 10 is then placed on top of the chip. A cross-head is lowered at the rate of 0.1 inch per minute (2.5 mm per minute) until it contacts the upper piece of the device. As the cross-head continues to travel downward, one
 5 piece of the chip begins to slides relative to the other. The compressive shear strength of the chip is the shear stress required to cause adhesive failure. The precision of this test is such that one standard deviation is typically 6% of the average result of six chips. An interlayer tested in this way for adhesion which has compressive shear strength of 5-42 MPa which is considered suitable for use
 10 in hurricane and storm resistant windows and for transportation use such as for automobile and truck side-glass windows and backlites and for windows in trains.

For architectural uses in coastal areas, the laminate of glass/interlayer/glass must pass a simulated hurricane impact and cycling test which measures the resistance of a laminate to debris impact and wind pressure
 15 cycling. A currently acceptable test is performed in accordance to the South Florida Building Code Chapter 23, section 2315 Impact tests for wind born debris: fatigue load testing is determined according to Table 23-F of section 2314.5, dated 1994. This test simulates the forces of the wind plus air born debris impacts during severe weather, e.g., a hurricane. A sample 35 inches x 50 inches
 20 (88.9x127 cm) of the laminate is tested. The test consists of two impacts on the laminate (one in the center of the laminate sample followed by a second impact in the corner of the laminate). The impacts are done by launching a 9 pound (4.1 kilograms) board nominally 2 inches (5 cm) by 4 inches (10 cm) and 8 feet (2.43 meters) long at 50 feet/second (15.2 meters/second) from an air pressure cannon.
 25 If the laminate survives the above impact sequence, it is subjected to an air pressure cycling test. In this test, the laminate is securely fastened to a chamber. In the positive pressure test, the laminate with the impact side outward is fastened to the chamber and a vacuum is applied to the chamber and then varied to correspond with the cycling sequences set forth in the following Table I. The
 30 pressure cycling schedule, as shown in Table I below, is specified as fraction of a maximum pressure P. In this test P equals 70 pounds per square foot (3360 Pascals) Each cycle of the first 3500 cycles and subsequent cycles is completed in about 1-3 seconds. On completion of the positive pressure test sequence, the laminate is reversed with the impact side facing inward to the chamber for the
 35 negative pressure portion of the test and a vacuum is applied corresponding to the following cycling sequence. The values are expressed as negative values (-).

TABLE I

Number of Air Pressure Cycles	Pressure Schedule [absolute pressure level where P is 70 pounds per square foot (3360 Pascals)]	Pressure Range [pounds per square foot (Pascals)]
Positive pressure (inward acting)		
3,500	0.2 P to 0.5 P	14 to 35 (672-1680 Pascals)
300	0.0 P to 0.6P	0 to 42 (0-2016 Pascals)
600	0.5 P to 0.8 P	35 to 56 (1680-2688 Pascals)
100	0.3 P to 1.0 P	21 to 70 (1008-3360 Pascals)
Negative Pressure (outward acting)		
50	-0.3 P to -1.0 P	-21 to -70 (-1008 to -3360 Pascals)
1,060	-0.5 P to -0.8 P	-35 to -56 (-1680 to -2688 Pascals)
50	0.0 P to -0.6 P	-0 to -42 (0 to -2016 Pascals)
3,350	-0.2 P to -0.5 P	-14 to -35 (-672 to -1680 Pascals)

A laminate passes the impact and cycling test when there are no tears or openings over 5 inches (12.7 cm) in length and not greater than 1/16 inch (0.16cm) in width.

5 The haze and transparency of laminates of this invention are measured according to ASTM D-1003-61 by using a Hazegard XL211 hazemeter or Hazegard Plus hazemeter (BYK Gardner-USA). Percent-haze is the diffusive light transmission as a percent of the total light transmission. To be considered suitable for architectural and transportation uses, the interlayer of the laminate

10 generally is required to have a transparency of at least 90 and a haze of less than 5%.

The following examples in which parts and percentages are by weight unless otherwise specified further illustrate this invention.

EXAMPLE 1

Six separate glass laminates were prepared. Laminates 1-3 used a 90 mil (2.3 mm) thick interlayer of an ionomer resin composed of 81% ethylene, 19% methacrylic acid, 37% neutralized with sodium ion and having a melt index of 2 and 2 layers of glass, each 3 mm in thickness. The ionomer resin is available as "Surlyn" ionomer resin made by E. I. duPont de Nemours and Company.

The ionomer resin interlayer has a Storage Young's Modulus of 361 MPa, a Tear Energy of 101 MJ/m³ and an adhesion to glass of 24 MPa, all measured at 25°C.

Laminates 4-6 used a 90 mil (2.3 mm) thick interlayer of Butacite ® polyvinyl butyral PVB resin sheeting interlayer from E.I. duPont de Nemours and Company and 2 layers of glass, each 3 mm in thickness.

The PVB resin has a Storage Young's Modulus of 25 MPa, a Tear Energy of 30 MJ/m³ and an adhesion to glass of 21 MPa, all measured at 25°C.

All six laminates were prepared by placing the interlayer between the glass panels. Each of the glass panels was washed with deionized water. The laminates were placed in an air autoclave at 220 PSIG (1.6 MPa) pressure at 135 °C for 30 minutes. The laminates were 35 inches (88.9 cm) high by 50 inches (127 cm) wide. All six of the laminates were each placed into a window frame using the same procedure using RTV silicone (DC 995) on the inside lip of the frame (edge bite /overlap of 0.75 inches (1.9 cm).

Each of the laminates was tested according to the Florida impact and cycling test sequence. In the impact test a missile of a 9 pound (4.1 kilograms) pine board nominally 2 inches (5cm) by 4 inches (10 cm) and 8 feet (2.43 meters) long is propelled against the laminate at 50 feet/second (15.2 meters/second) from an air pressure cannon striking the laminate "normal" to its surface. Each of the laminates is subjected to two impacts in two different locations of the laminate which fractures the glass. The results of the test are shown below in Table A below.

30

TABLE A

Laminates of Ionomer Resin (Invention)	IMPACT SEQUENCE					
	#1 IMPACT			#2 IMPACT		
	Location	Speed fps (mps)	Result	Location	Speed (fps) (mps)	Result
1	Bottom Center	50.8 (15.5)	Passed	Bottom Corner	49.9 (15.2)	Passed
2	Center Mullion	50.7 (15.5)	Passed	Bottom Corner	50.8 (15.5)	Passed
3	Center Mullion	49.9 (15.2)	Passed	Bottom Center	50.8 (15.5)	Passed
Laminate of PVB						
4	Bottom Center	50.6 (15.4)	Passed	Bottom Corner	51.0 (15.6)	Passed
5	Center Mullion	50.2 (15,3)	Passed	Bottom Corner	50.4 (15.4)	Passed
6	Center Mullion	50.3 (15.3)	Passed	Bottom Center	50.1 (15,3)	Passed

fps = feet per second mps = meters per second

Each of the laminates 1-6 passed the impact test. The glass was
5 fractured but the laminate remained intact.

To evaluate the post glass fracture intrusion resistance of each of the
laminates, each of the laminates 1-6 after the impact test was subjected to an air
pressure cycling test as described above in the specification except the air pressure
cycling sequence as shown in Table B was used. The results of this test are shown
10 below in Table B below.

WO 99/58334

PCT/US99/10354

Table B

Laminate of Ionomer Resin (Invention)	AIR-PRESSURE CYCLING SEQUENCE						
	POSITIVE PRESSURE INWARD ACTING			NEGATIVE PRESSURE OUTWARD ACTING			Result
	Pressure (Pounds per Square Foot)	Cycles	Result	Pressure (Pounds per Square Foot)	Cycles	Result	
1	70 (3360 Pascals)	4500	Passed	70 (3360 Pascals)	4500	Passed	Passed
2	70	4500	Passed	70	4500	Passed	Passed
3	70	4500	Passed	70	4500	Passed	Passed
Laminates of PVB							
4	70	4500	Passed	70	1000	Failed	Failed
5	70	4500	Passed	70	4500	Failed	Failed
6	70	4500	Failed	70	300	Failed	Failed

WO 99/58334

PCT/US99/10354

The test shows that laminates 4-6 prepared with a PVB (polyvinyl butyral) interlayer failed. Laminates 1-3 prepared with a ionomer resin interlayer (the invention) passed the cycling test and were subjected to an additional cycling sequence using higher pressures from 85-130 pounds per square foot (4080-6240 Pascals) which is beyond the pressure required by the Hurricane Impact and Cycling Resistance Test. The results of this test are shown in Table C below.

TABLE C

Laminate of Ionomer Resin (Invention)	AIR-PRESSURE CYCLING SEQUENCE		
	NEGATIVE PRESSURE OUTWARD ACTING		
	Pressure (Pounds per Square Foot)	Cycles	Result
1	85 (4080 Pascals)	100	Passed
	100 (4800 Pascals)	100	Test Suspended*
2	85 (4080 Pascals)	100	Passed
	100 (4800 Pascals)	100	Passed
	120 (5160 Pascals)	100	Passed
	130 (6240 Pascals)	95	Test Suspended*
3	85 (4080 Pascals)	100	Passed
	100 (4800 Pascals)	100	Passed
	120 (5160 Pascals)	100	Passed
	130 (6240 Pascals)	95	Passed

*Test was terminated because of failure of window support structure.

Laminate 3 was still acceptable and was subjected to additional testing as shown in Table D below.

TABLE D

Laminate of Ionomer Resin (Invention)	AIR-PRESSURE CYCLING SEQUENCE		
	POSITIVE PRESSURE INWARD ACTING		
	Pressure (Pounds per Square Foot)	Cycles	Result
3	100 (4800 Pascals)	130	Passed
	120 (5760 Pascals)	100	Passed
	130 (6240 Pascals)	100	Passed
	140 (6720 Pascals)	100	Passed
	150 (7200 Pascals)	130	Test Suspended*

*Test was terminated because of failure of window support structure.

The above tests clearly show that laminates made according to the invention using an ionomer resin interlayer have significantly better impact and air pressure cycle properties in comparison to laminates formed with a conventional PVB interlayer.

Example 2

A laminate 7 was prepared according to the procedure of Example 1 using a 6 mm thick interlayer of an ionomer resin composed of 81% ethylene, 19% methacrylic acid, 37% neutralized with sodium ion and having a melt index of 2.0 and 2 layers of glass each 3 mm in thickness.

A laminate 8 was prepared according to the procedure of Example 1 using a 6 mm thick interlayer of an ionomer resin composed of 85% ethylene, 15% methacrylic acid, 59% neutralized with sodium ion and having a melt index of 0.9 and containing an organic amine to form an interlayer sheet as taught in Bolton et al U.S. Patent 4,663,228 and 2 layers of glass each 3 mm in thickness.

The haze of each of these laminates was measured over a series of temperatures. The temperature of each laminate was raised over a 20 minute period to a given temperature and the haze of the laminate was measured. The results are shown in the following Table E.

TABLE E

Temperature (°C)	Haze Laminate 7 (Invention)	Haze Laminate 8 Ionomer Resin Treated with Amine
30	3.3	6.1
37	3.3	6.1
45	3.4	6.3
52	3.5	6.6
60	3.7	6.9
67	3.3	7.3
75	2.6	9

Laminate 7 (the invention) made with the ionomer resin of the invention which did not contain an organic amine had less haze over the temperature range of 30-75°C in comparison to Laminate 8 made with an ionomer resin which contained an organic amine. Laminate 8 had a haze level of greater than 5% over the entire 30-75 °C temperature range which is not acceptable.

10

Example 3

Laminated glass samples were prepared by sandwiching the interlayer between two pieces of annealed float glass with a dimension of 12" x 12" (305 mm x 305 mm) and 2.5 mm nominal thickness which have been washed and rinsed in demineralized water. The glass/interlayer/glass assembly is then heated in an oven set at 90-100°C for 30 minutes. Thereafter, it is passed through a set of nip rolls so that the air in the void spaces between the glass and the interlayer is squeezed out, and the edge of the assembly sealed. The assembly at this stage is called a pre-press. The pre-press is then placed in an air autoclave where the temperature is raised to 135°C and pressure to 200 psig (14.3 bar). These conditions are maintained for 20 minutes, after which the air is cooled, and no additional air is added to the autoclave. After 20 minutes of cooling when the air temperature in the autoclave is under 50°C, the excess air pressure is vented. The laminates are then removed from the autoclave.

Specifically, twenty laminates were prepared using plasticized polyvinyl butyral resin sheeting interlayer (available commercially from DuPont under the tradename of BUTACITE®) and twenty laminates were prepared using ionomer resin interlayer described in Example 1. The interlayer thickness in both sample types was 30 mils (0.76 mm).

WO 99/58334

PCT/US99/10354

A conventional impact test widely used to test the laminates in the safety glazing industry is the five pound steel ball drop test. This test is defined in American National Standard Z26.1-1983 Section 5.26 Penetration Resistance, Test 26. The purpose of this test is to determine whether the glazing material has satisfactory penetration resistance. For automotive windshields, a minimum performance level is set at eight out of ten samples passing a twelve foot ball drop without the ball penetrating the sample within 5 seconds of the impact. The test method calls for controlling laminate temperature between 77 to 104°F (25 to 40°C). The laminates (separated to provide air circulation) were placed in a controlled temperature oven, a minimum of 2 hours prior to impact. Rather than dropping the five-pound ball from 12 feet, a variety of drop heights were used to assess the “mean” support height (the height at which it is estimated that 50% of the samples would be penetrated).

The laminate formed with the ionomer resin interlayer retains penetration by the steel ball over the range of temperatures tested.

Mean Support Height Using Five Pound Ball

Interlayer Type	Laminate Temperature	
	77°F (25°C)	104°F (40°C)
PVB (30 mil)	23 (feet)	13 (feet)
Ionomer Resin (30 mil)	23 (feet)	24 (feet)

CLAIMSWHAT IS CLAIMED IS:

1. A transparent laminate comprising at least one layer of glass and having self-adhered directly to the layer of glass a thermoplastic polymer layer
5 having low haze; wherein the laminate is capable of sustaining repeated or prolonged stress after the breakage of the glass layer while maintaining the structural integrity of the laminate.
2. The transparent laminate of claim 1 comprising two layers of glass
10 laminated together with a thermoplastic interlayer; wherein the interlayer is directly adhered to the glass layer and has Storage Young's Modulus of 50-1,000 MPa (mega Pascals) at 0.3 Hz and 25°C determined according to ASTM D 5026-95a, a Minimum Tear Energy of at least 15 MJ/m³ (mega Joules per cubic meter) determined at 25°C from tensile tests carried out according to ASTM 638-89 and
15 an adhesion to glass of 5-42 MPa determined at 25°C according to Compressive Shear Strength Test.
3. The transparent laminate of claim 2 in which the interlayer is a sheet of an ionomer resin consisting essentially of an ionomer resin of a water
20 insoluble metallic salt of a polymer of ethylene and methacrylic acid or acrylic acid containing about 14-24% by weight of the acid and about 76-86% by weight of ethylene and having about 10-80% of the acid neutralized with a metallic ion and the ionomer has a melt index of about 0.5-50.
- 25 4. The transparent laminate of claim 3 which passes the Hurricane Impact and Cycling Test determined according to South Florida Building Code chapter 23, section 2315 Impact Tests for wind born debris; fatigue load testing according to Table 23-F of section 2314.5, dated 1994.
- 30 5. The transparent laminate of claim 3 in which the ionomer resin consists essentially of a water insoluble sodium salt consisting essentially of a polymer of ethylene and methacrylic acid or acrylic acid containing about 18-20% by weight of the acid and having about 30-50% by weight of the acid neutralized sodium ion and the ionomer has a melt index of about 0.5-5.0.
- 35 6. The laminate of claim 5 in which the interlayer comprises an ionomer resin of a water insoluble sodium salt of a polymer of ethylene and methacrylic acid containing about 18-20% by weight of methacrylic acid and

about 35-40% of the acid being neutralized with sodium ion and the ionomer has a melt index of about 1-3.

5 7. The transparent laminate of claim 3 in which the ionomer resin consists essentially of a water insoluble sodium salt consisting essentially of a polymer of ethylene and methacrylic acid or acrylic acid containing about 14-17% by weight of the acid and having about 60-70% by weight of the acid neutralized sodium ion and the ionomer has a melt index of about 0.5-5.

10 8. The transparent laminate of claim 7 in which the ionomer resin consists of polymer of a water insoluble salt consisting essentially of a polymer of ethylene and methacrylic acid containing about 14-17% by weight of the acid and having about 60-70% by weight of the acid neutralized sodium ion and the ionomer has a melt index of about 1-3.

15 9. The laminate of claim 2 having a thickness of about 3-30 mm and an interlayer thickness of about 0.38-4.6 mm.

20 10. A transparent laminate comprising two layers of glass laminated together with a thermoplastic interlayer self-adhered directly to the glass; wherein the interlayer comprises an ionomer resin of a water insoluble sodium salt of a polymer of ethylene and methacrylic acid containing about 18-20% by weight of methacrylic acid and about 35-40% of the acid being neutralized with sodium ion and the ionomer has a melt index of about 1-3 and is not treated with an amine.

25 11. In a process for forming the laminate of claim 2 which comprises contacting an interlayer sheet to a glass, de-airing the resulting structure and sealing said sheet and glass plate by applying heat and pressure thereto; the improvement used there in which comprises an interlayer of an ionomer resin
30 consisting essentially of a water insoluble metallic salt of a polymer of ethylene and methacrylic acid or acrylic acid containing about 14-24% by weight of the acid and about 76-86% by weight of ethylene and having about 10-80% of the acid neutralized with metallic ion and the ionomer has a melt index of about 0.5-50.

35 12. The laminate of claim 1 comprising a second durable transparent layer or coating of a thermoplastic polymer adhered to the ionomer resin layer.

WO 99/58334

PCT/US99/10354

13. An ionomer resin sheet consisting of a water insoluble polymer of a sodium salt of polymerized ethylene and methacrylic acid or acrylic acid containing about 18-20% by weight of the acid and having about 30-50% by weight of the acid neutralized sodium ion and the ionomer has a melt index of
5 about 0.5-5.0.

14. The ionomer resin sheet of claim 13 consisting of a water insoluble sodium salt of polymerized ethylene and methacrylic acid containing about 18-20% by weight of methacrylic acid and about 35-40% of the acid being
10 neutralized with sodium ion and the ionomer has a melt index of about 1-3.

WO 99/58334

PCT/US99/10354

1/2

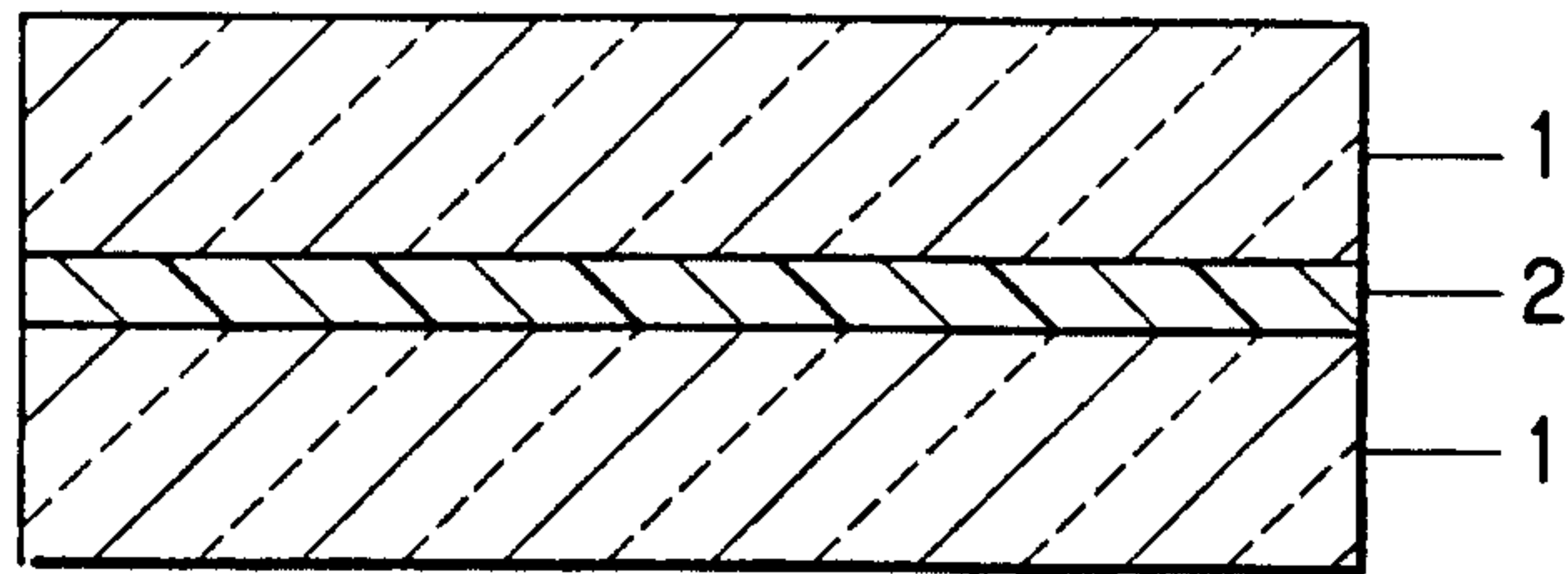


FIG. 1

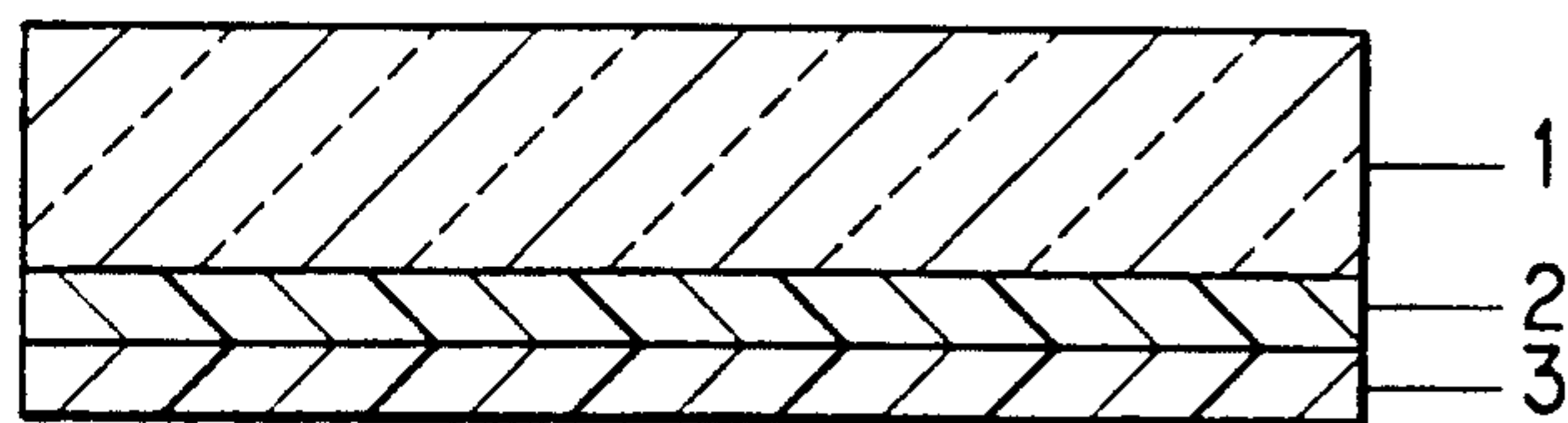


FIG. 2

2/2

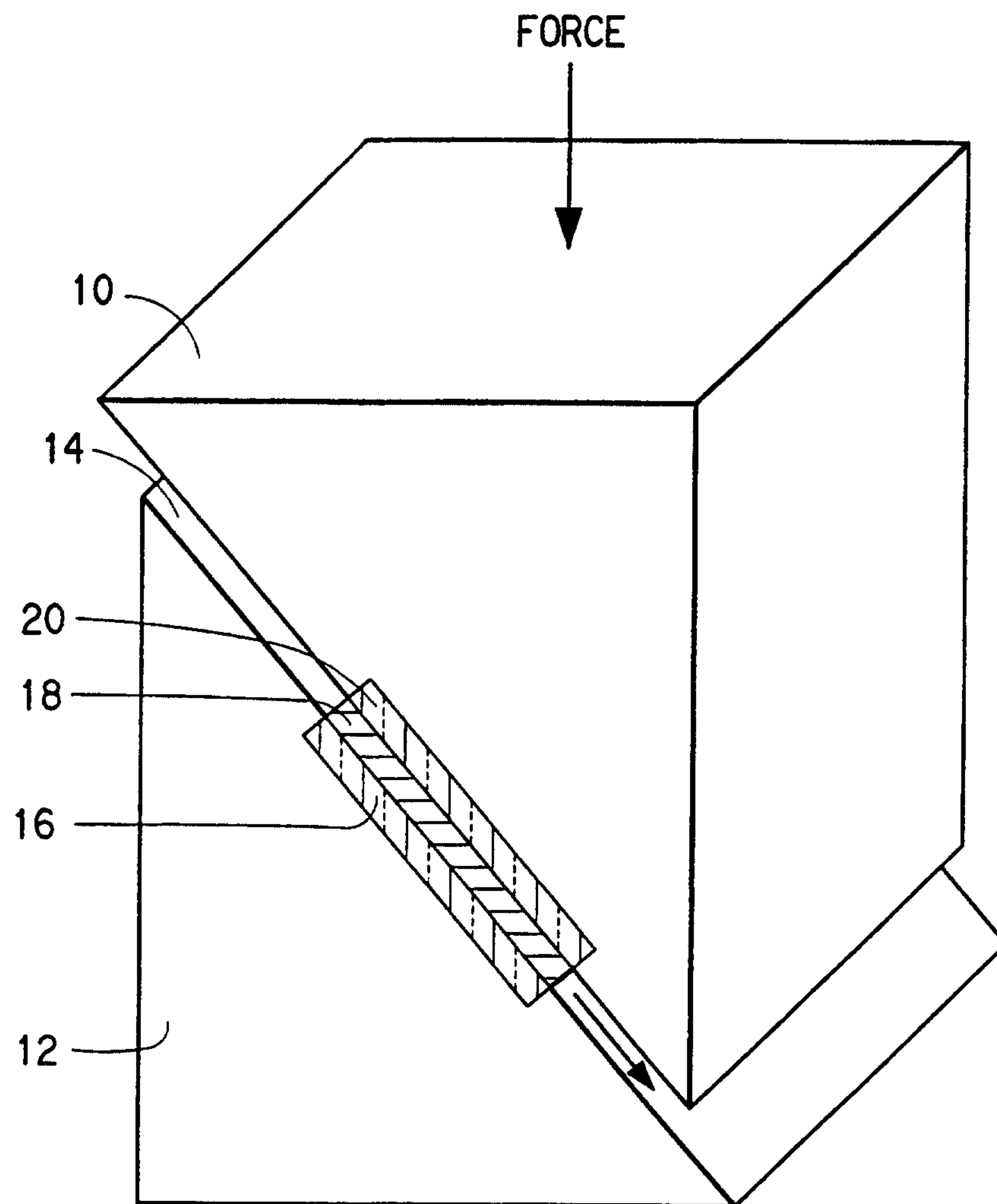


FIG. 3

