



US00D397193S

United States Patent [19]

[11] Patent Number: **Des. 397,193**

Boyle et al.

[45] Date of Patent: ****Aug. 18, 1998**

[54] **PORTABLE ELECTRIC HEATER**

[75] Inventors: **Stephan Boyle**, Belmont; **Walter Birdsell**, Shrewsbury; **Steven L. Hecker**, Waltham; **Kenneth David Harris, Jr.**, Cambridge, all of Mass.

[73] Assignee: **Honeywell Inc.**, Minneapolis, Minn.

[**] Term: **14 Years**

[21] Appl. No.: **63,642**

[22] Filed: **Dec. 12, 1996**

[51] **LOC (6) Cl.** **23-03**

[52] **U.S. Cl.** **D23/330; D23/332; D23/317**

[58] **Field of Search** **D23/332, 330, D23/317; 392/365-369, 373, 374; 237/70, 71**

[56] **References Cited**

U.S. PATENT DOCUMENTS

| | | | | |
|------------|---------|--------------|-------|---------|
| D. 341,654 | 11/1993 | Wortham | | D23/317 |
| D. 359,344 | 6/1995 | De Longhi | | D23/317 |
| 4,493,974 | 1/1985 | Ganek et al. | | 392/373 |

OTHER PUBLICATIONS

1994 promotional sheet for Duracraft Corp.'s Electric Radiator Heater, Model No. CZ-600. Lakewood Engineering & Manufacturing Co. Adv. Brochure.

Primary Examiner—Lisa Lichtenstein
Attorney, Agent, or Firm—Loletta L. Darden

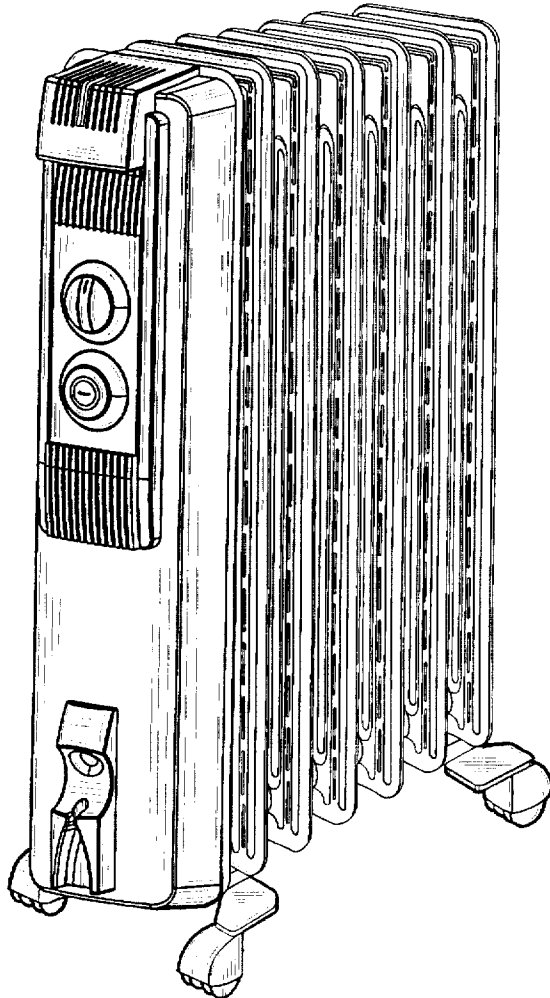
[57] **CLAIM**

The ornamental design for a portable electric heater, as shown.

DESCRIPTION

FIG. 1 shows a front perspective view of a portable electric heater incorporating our design; FIG. 2 shows a front elevational view of the portable electric heater shown in FIG. 1, on a reduced scale. FIG. 3 shows a left side elevational view of the portable electric heater shown in FIG. 1, on a reduced scale; FIG. 4 shows a top plan view of the portable electric heater shown in FIG. 1, on a reduced scale; and, FIG. 5 shows a bottom plan view of the portable electric heater shown in FIG. 1, on a reduced scale.

1 Claim, 2 Drawing Sheets



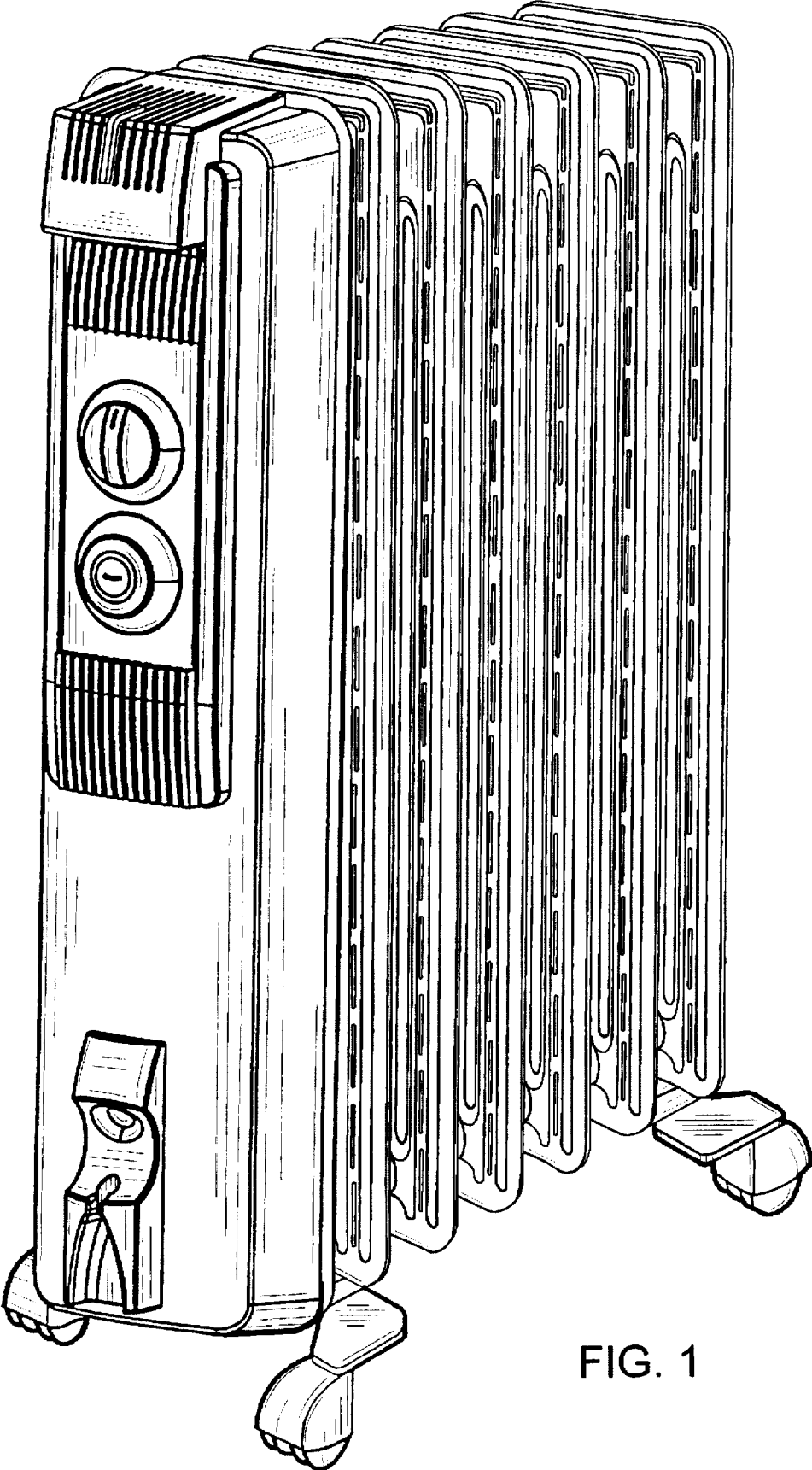


FIG. 1

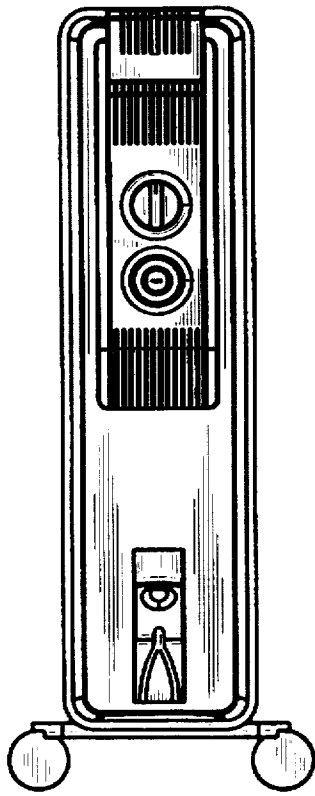


FIG. 2

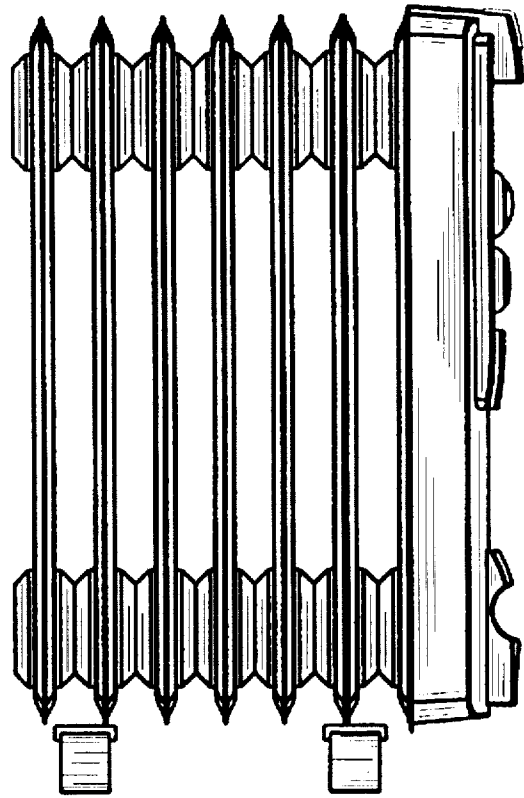


FIG. 3

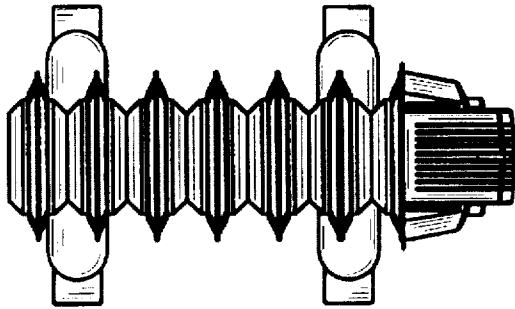


FIG. 4

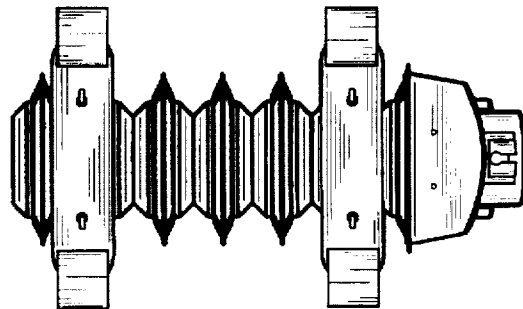


FIG. 5