

J. Lane,

Plow.

No. 111,854.

Patented Feb. 14, 1871.


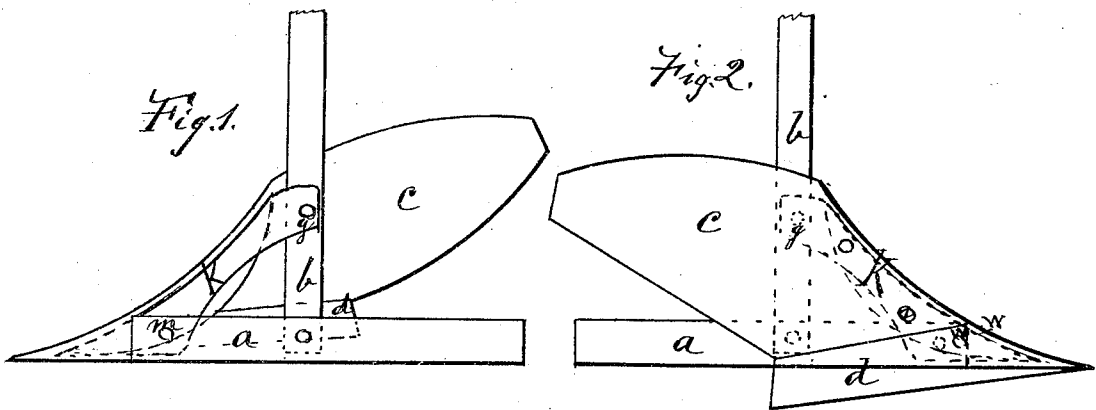
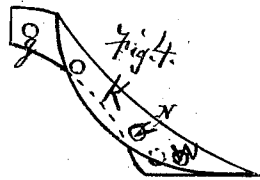


Fig. 5.



Witnesses,

Julius A. Lane,
Charles H. H. H. H.

Inventor,

John Lane

UNITED STATES PATENT OFFICE.

JOHN LANE, OF CHICAGO, ILLINOIS, ASSIGNOR TO HAPGOOD & CO., OF
SAME PLACE.

IMPROVEMENT IN PLOWS.

Specification forming part of Letters Patent No. **111,854**, dated February 14, 1871.

I, JOHN LANE, of Chicago, in the county of Cook and State of Illinois, have invented certain Improvements in Plow-Blocks, of which the following is a specification:

My invention relates to plows having a block on which parts of the plow are bolted; and it consists in the peculiar construction and formation of the plow-block, which is interposed, and to which are bolted the mold-board, share, land-side bar, and standard of a plow, made substantially in the manner hereinafter set forth.

My improved plow-block is made of thin metal plate, bent to shape in cross-section, **V** form, one leg or side of which is bolted to and fits under the mold-board and share, while the other leg or side is bolted to the land-side bar and standard.

Referring to the drawing, in which like letters in the different figures refer to like parts wherever they occur, Figure 1 and Fig. 2 give views of plows, showing the position of the plow-block interposed under the mold-board and share. Fig. 3 gives a land-side view. Fig. 4 gives a mold-board-side view. Fig. 5 gives a cross-section view taken on the dotted line *x* in Fig. 3.

a is the land-side bar. *b* is the standard. *c* is the mold-board, and *d* is the share. *k* is my improved plow-block. The share is bolted to the block at *w*. The mold-board is bolted to the block at *z*. The standard is bolted to the block at *g*, and the land-side bar is bolted to the block at *m*.

Additional bolts may or may not be used, as desired, and the bolts may be in any position which shall hold the several parts together, as shown.

To make my improved plow-block, thin wrought-metal plate is cut in a form as a blank, which blank is heated to a working heat and placed in a press between properly-constructed dies, which give the shape required, so that one side shall fit the under side of the mold-board and share, while the other side or part shall be to fit the inside of the land-side bar and the side of the standard.

By the use of my improved plow-block I am enabled to make a light and strong plow, and at a less cost. The parts are held together more firmly than they would be were the block in two or more pieces, and are not as liable to break as if of cast-iron.

I am aware that it is not new to interpose a cast-iron block having a flange under the mold-board and share. Such I do not claim, and I do not claim, broadly, wrought-metal couplings.

My improved wrought-metal-plate plow-block, bent of **V** form in its cross-section, extends from near the point of the plow, under the share and mold-board, by the side of the land-side bar, and its top end by the side of the standard, near the junction of the mold-board and standard, as shown in the drawing.

Having thus set forth my invention, I claim—

The plow-block *k*, **V**-shaped in cross-section, and formed as described, to have affixed thereto the land-side, share, mold-board, and standard.

JOHN LANE.

Witnesses:

CHAS. H. HAPGOOD,
JULIUS A. LANE.