



US00D773086S

(12) **United States Design Patent** (10) **Patent No.:** **US D773,086 S**
McCabe et al. (45) **Date of Patent:** **** Nov. 29, 2016**

(54) **VEHICLE REAR TAILLAMP**
(71) Applicant: **GM Global Technology Operations LLC, Detroit, MI (US)**
(72) Inventors: **Steven M. McCabe, Rochester Hills, MI (US); Garrick Zack, Troy, MI (US); Jaymer Starbody, Bryan, OH (US)**
(73) Assignee: **GM Global Technology Operations LLC, Detroit, MI (US)**
(**) Term: **15 Years**
(21) Appl. No.: **29/539,910**
(22) Filed: **Sep. 18, 2015**
(51) **LOC (10) Cl.** **26-06**
(52) **U.S. Cl.**
USPC **D26/28**
(58) **Field of Classification Search**
USPC D26/28-36; 362/61, 80-83, 267-269, 362/459-468, 475-478, 485-487
CPC F21S 48/00; F21S 48/10; F21S 48/115; F21S 48/225; F21S 48/1233; F21S 48/1266; F21S 48/1388; F21S 48/2268; F21V 5/00
See application file for complete search history.

D601,925 S 10/2009 O'Donnell
D603,755 S 11/2009 Peters
D604,203 S 11/2009 O'Donnell
D605,082 S 12/2009 Munson
D605,083 S 12/2009 Manoogian, II et al.
D605,977 S 12/2009 Zipfel et al.
D605,978 S 12/2009 Wolff et al.
D608,249 S 1/2010 Peters
D608,690 S 1/2010 Folden et al.
D608,691 S 1/2010 Zak, Jr. et al.
D609,608 S 2/2010 Boniface et al.
D611,387 S 3/2010 Thompson et al.
D611,879 S 3/2010 Kim et al.
D612,297 S 3/2010 Peters et al.
D613,645 S 4/2010 Song et al.
D615,458 S 5/2010 Thompson et al.
D618,595 S 6/2010 Ware et al.
D623,090 S 9/2010 Cox et al.
D627,262 S 11/2010 Ikeda et al.
D635,488 S 4/2011 Phipps
D644,147 S 8/2011 Suh et al.
D644,567 S 9/2011 Kozub
D657,718 S 4/2012 Zipfel et al.
D659,052 S 5/2012 Ware et al.
D659,053 S 5/2012 Ware et al.
D668,182 S 10/2012 Franco

(Continued)

Primary Examiner — Marcus Jackson
(74) Attorney, Agent, or Firm — Reising Ethington P.C.

(57) **CLAIM**
The ornamental design for a vehicle rear taillamp, as shown and described.

(56) **References Cited**

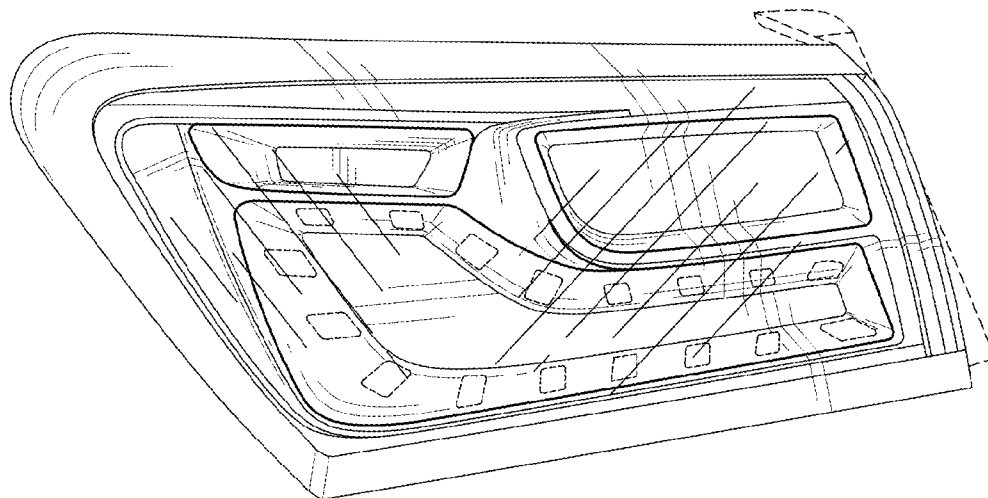
U.S. PATENT DOCUMENTS

D455,508 S * 4/2002 Sinkwitz D26/28
D490,170 S * 5/2004 Metros D26/28
D491,298 S * 6/2004 Hall D26/28
D539,450 S * 3/2007 Pfeiffer D26/28
D540,480 S * 4/2007 Pfeiffer D26/28
D570,742 S 6/2008 Takagi et al.
D592,105 S 5/2009 Dean et al.
D597,447 S 8/2009 Folden
D600,595 S 9/2009 Nakamura et al.

DESCRIPTION

FIG. 1 is a perspective view of the vehicle rear taillamp; FIG. 2 is a front view thereof; FIG. 3 is a top view thereof; and, FIG. 4 is a side view thereof. In the drawings, the portions shown by broken lines form no part of the claimed design.

1 Claim, 2 Drawing Sheets



(56)

References Cited

U.S. PATENT DOCUMENTS

D668,183 S	10/2012	Smart	D713,298 S	9/2014	Dyson
D678,820 S	3/2013	Song et al.	D713,764 S	9/2014	Ferlazzo
D678,821 S	3/2013	Ikeda et al.	D716,696 S	11/2014	Thole et al.
D680,909 S	4/2013	Munson et al.	D716,706 S	11/2014	Thole et al.
D680,910 S	4/2013	David	D716,709 S	11/2014	Thole et al.
D684,899 S	6/2013	Baker	D717,696 S	11/2014	Thole et al.
D686,536 S	7/2013	McCabe et al.	D718,189 S	11/2014	Krieg et al.
D692,798 S	11/2013	Thurber	D718,683 S	12/2014	Thole et al.
D692,799 S	11/2013	Smith et al.	D722,282 S	2/2015	Loeb
D696,157 S	12/2013	Loeb	D722,533 S	2/2015	Thole et al.
D699,629 S	2/2014	Ikeda et al.	D722,534 S	2/2015	Munson et al.
D700,871 S	3/2014	O'Donnell et al.	D724,510 S	3/2015	McMahan et al.
D703,103 S	4/2014	Lee	D725,001 S	3/2015	McMahan et al.
D704,103 S	5/2014	Mack et al.	D730,776 S	6/2015	Smart
D705,132 S	5/2014	Ware et al.	D730,783 S	6/2015	Henriques et al.
D705,699 S	5/2014	Ware et al.	D732,435 S	6/2015	Mackay
			D735,627 S	8/2015	Smith
			D736,451 S	8/2015	Smith

* cited by examiner

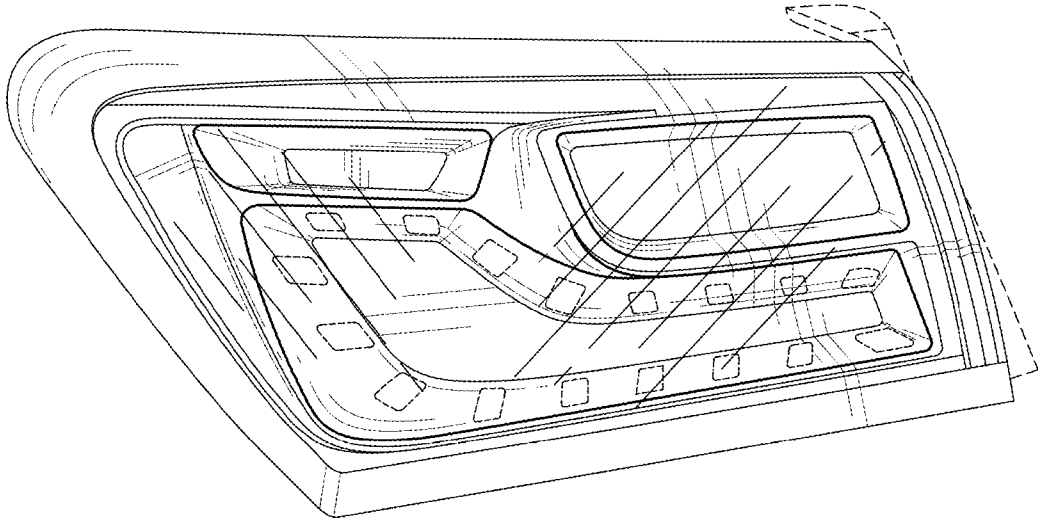


Fig. 1

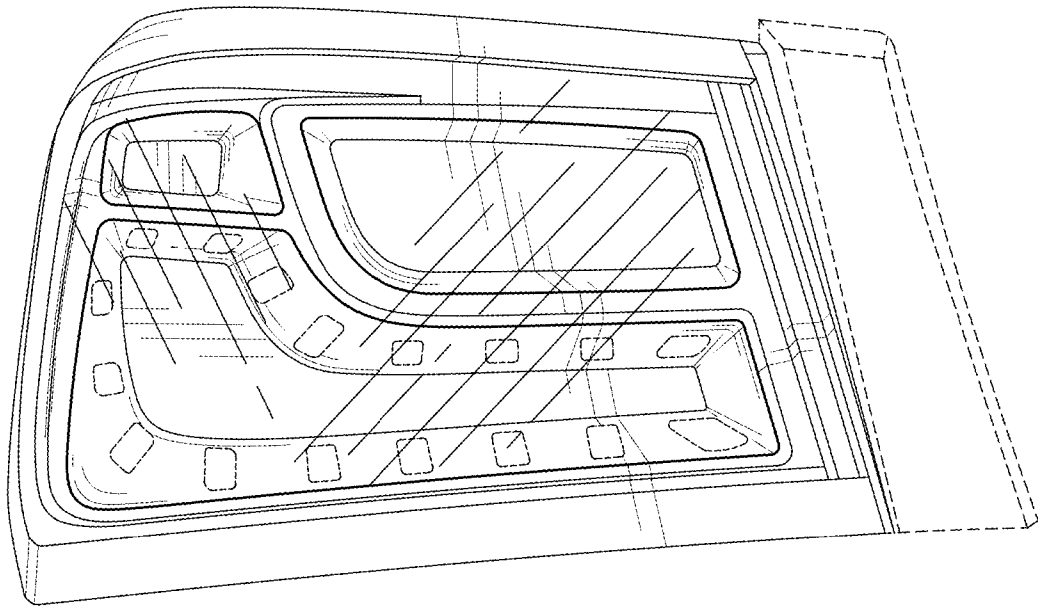


Fig. 2

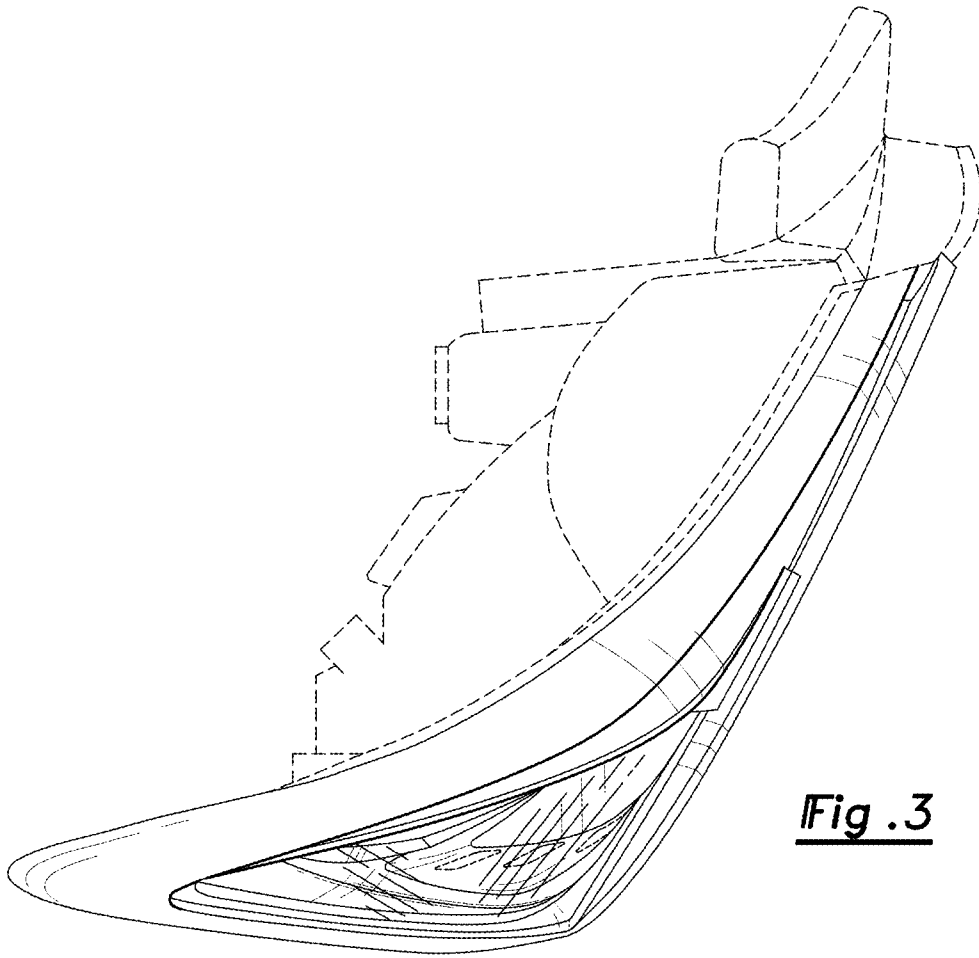


Fig .3

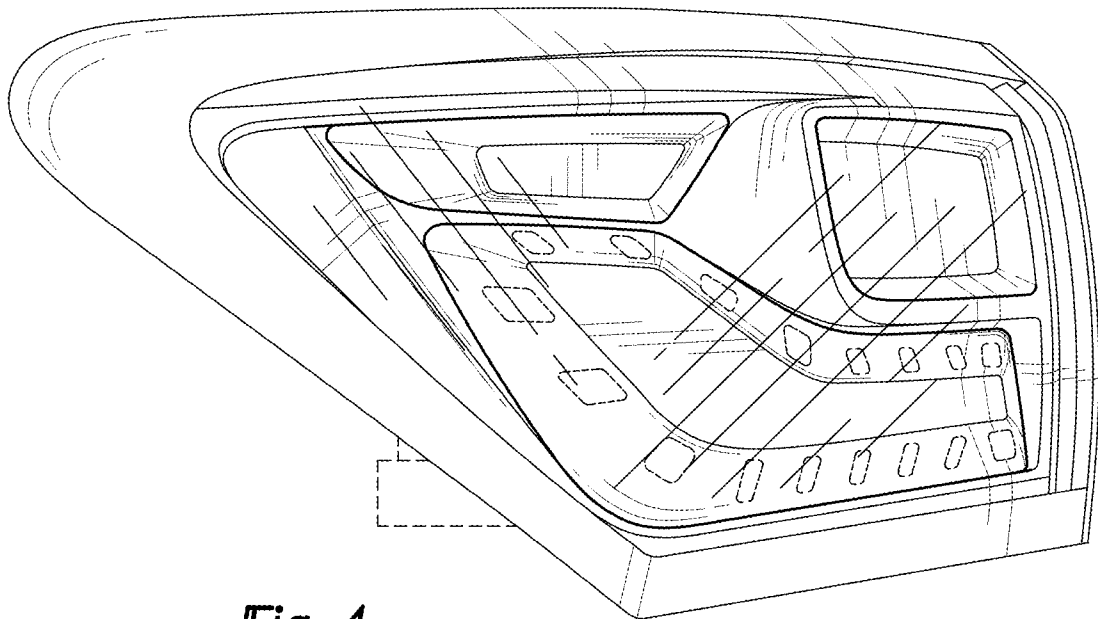


Fig .4