



US00D507759S

(12) **United States Design Patent**
Li

(10) **Patent No.:** **US D507,759 S**

(45) **Date of Patent:** **** Jul. 26, 2005**

(54) **REMOTE CONTROLLER FOR VEHICLE SECURITY SYSTEM**

(76) Inventor: **Miao-Yan Li**, No. 9, Alley 2,
Dayongbian Road, Xiaolan Town,
Zhongshan (CN), 528415

(**) Term: **14 Years**

(21) Appl. No.: **29/203,896**

(22) Filed: **Apr. 21, 2004**

(51) **LOC (8) Cl.** **10-05**

(52) **U.S. Cl.** **D10/106**

(58) **Field of Search** D14/496, 240,
D14/218, 167; D13/168; D10/78, 106, 104;
340/426.22, 937; 348/734; 455/352, 353,
354, 355

(56) **References Cited**

U.S. PATENT DOCUMENTS

5,457,448 A	*	10/1995	Totsuka et al.	340/825.72
D385,208 S	*	10/1997	Chui	D10/104
D389,806 S	*	1/1998	Nielsen	D13/168
D398,588 S	*	9/1998	Pinardi et al.	D13/168
D406,779 S	*	3/1999	Pinardi et al.	D10/104
D418,141 S	*	12/1999	Godette et al.	D14/218
D418,769 S	*	1/2000	Yuen	D10/106
D450,337 S	*	11/2001	Hamamura	D16/237
D462,069 S	*	8/2002	Gatto	D14/218

D463,787 S	*	10/2002	Beraut et al.	D14/218
D464,365 S	*	10/2002	Su	D16/202
D464,949 S	*	10/2002	DeKalb et al.	D14/218
D475,686 S	*	6/2003	Futschik et al.	D13/168
D483,341 S	*	12/2003	Rausch et al.	D14/138
D486,806 S	*	2/2004	Takayama et al.	D14/137
D491,155 S	*	6/2004	Kawakami et al.	D14/138
D496,031 S	*	9/2004	Ma et al.	D14/240

* cited by examiner

Primary Examiner—Joel A. Sincavage

Assistant Examiner—Austin Murphy

(74) *Attorney, Agent, or Firm*—Andrus, Scales, Starke & Sawall, LLP

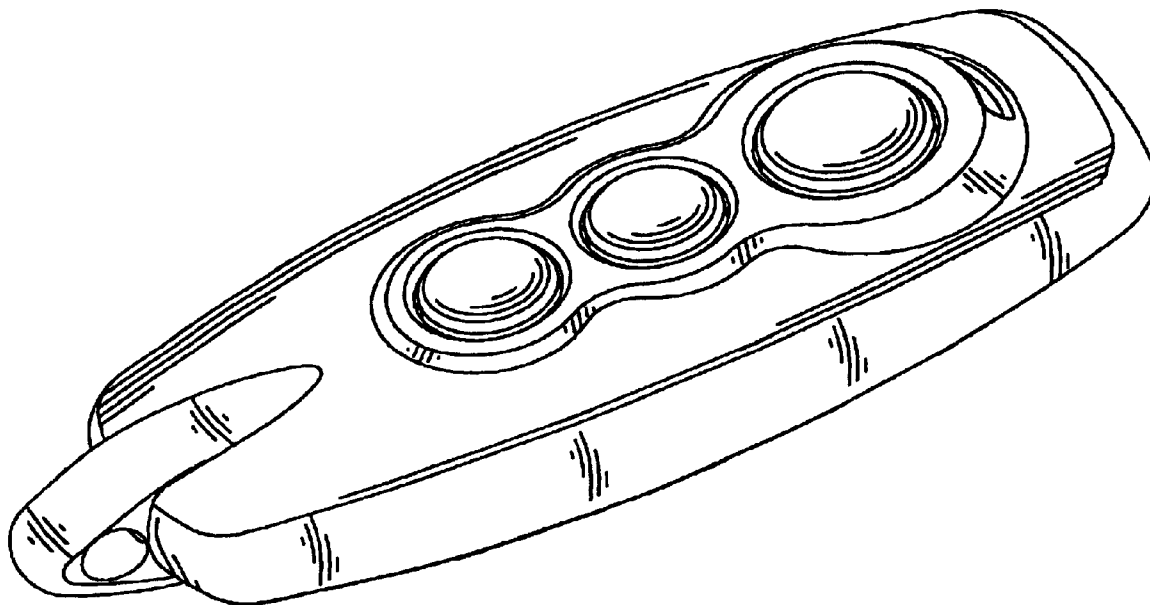
(57) **CLAIM**

I claim the ornamental design for a remote controller for vehicle security system, as shown.

DESCRIPTION

FIG. 1 is a perspective view of a remote controller for vehicle security system showing my new design; FIG. 2 is a front elevational view thereof; FIG. 3 is a rear elevational view thereof; FIG. 4 is a left side elevational view thereof; FIG. 5 is a right side elevational view thereof; FIG. 6 is a top plan view thereof; and, FIG. 7 is a bottom plan view thereof.

1 Claim, 5 Drawing Sheets



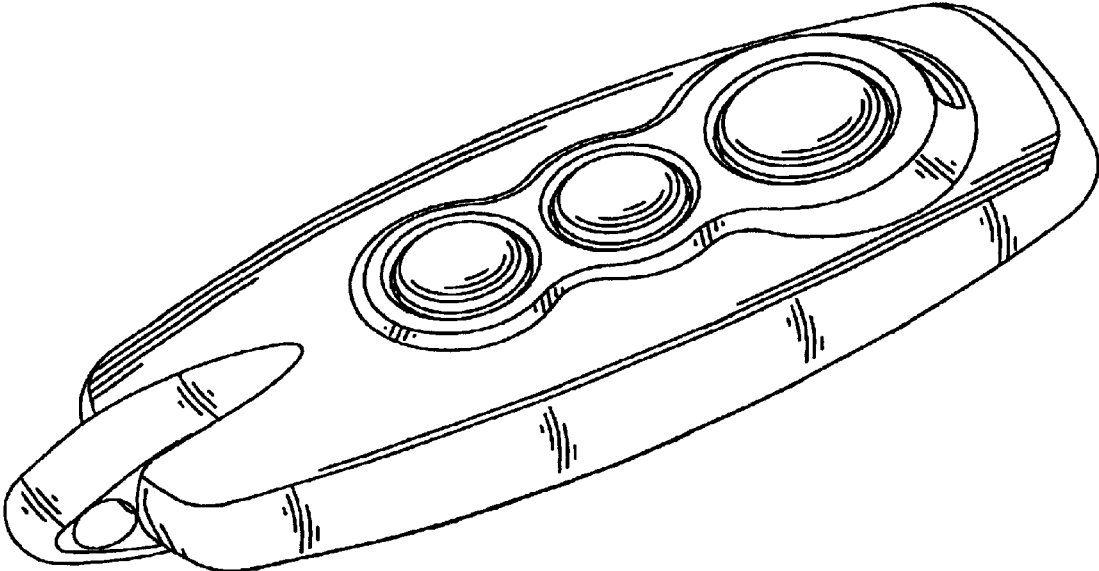


FIG. 1

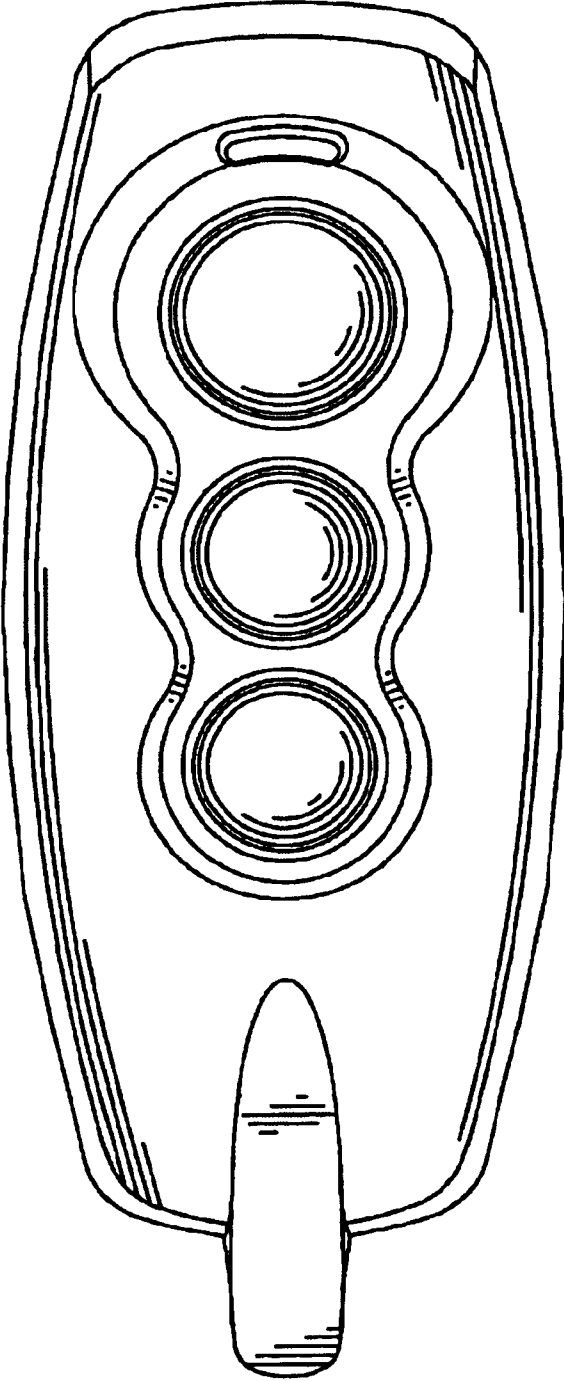


FIG. 2




FIG. 3




FIG. 4




FIG. 5

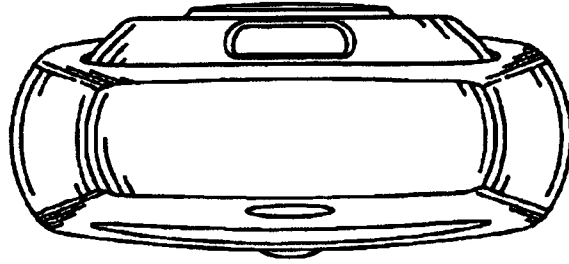


FIG. 6

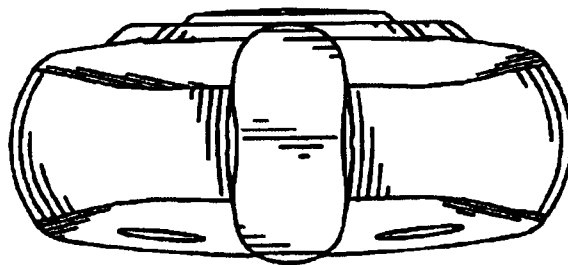


FIG. 7