



US00D349768S

United States Patent [19]
Rabe

[11] **Patent Number: Des. 349,768**

[45] **Date of Patent: ** Aug. 16, 1994**

- [54] **HOCK JOINT BRACE**
- [76] Inventor: **Elizabeth Rabe**, 1129 N. Everett St.,
Glendale, Calif. 91207
- [**] Term: **14 Years**
- [21] Appl. No.: **2,523**
- [22] Filed: **Dec. 11, 1992**
- [52] U.S. Cl. **D24/190**
- [58] **Field of Search** 602/62, 26, 23;
D24/190

Attorney, Agent, or Firm—Blakely, Sokoloff, Taylor,
Zafman

[57] **CLAIM**

The ornamental design for a hock joint brace, as shown and described.

DESCRIPTION

FIG. 1 is a perspective view a hock joint brace, showing my new design, the broken line showing of the horse leg is for illustrative purposes only and forms no part of the claimed design;

FIG. 2 is a right side view thereof;

FIG. 3 is a front view thereof;

FIG. 4 is a left side view thereof;

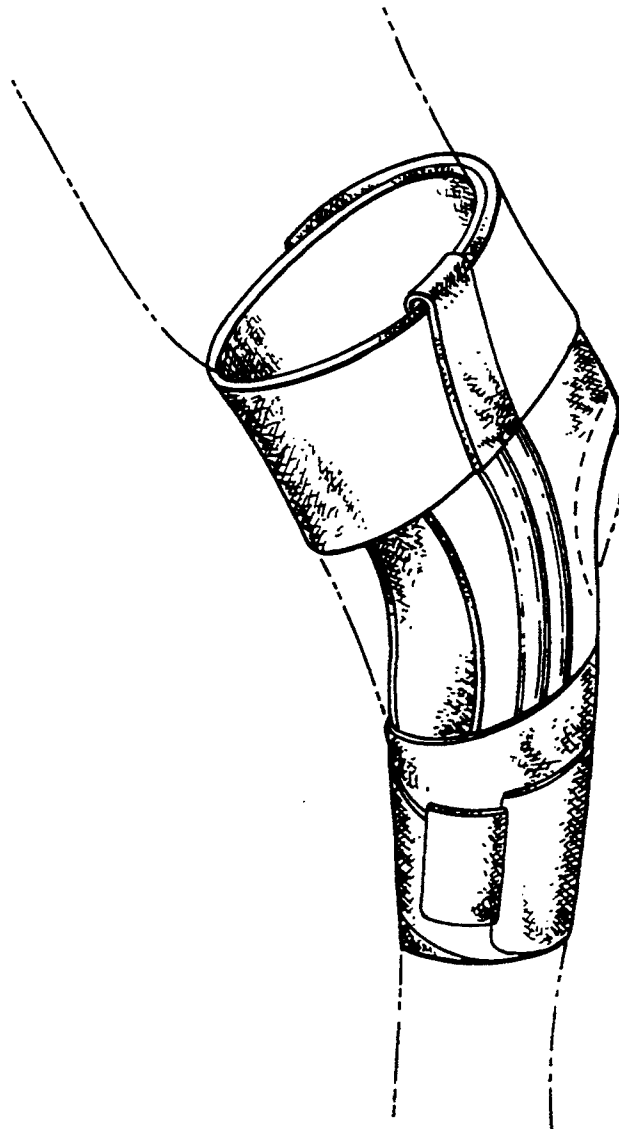
FIG. 5 is a rear view thereof;

FIG. 6 is an elevational view of the inside surface thereof; and,

FIG. 7 is an elevational view of the outside surface thereof.

- [56] **References Cited**
- U.S. PATENT DOCUMENTS**
- D. 242,175 11/1976 Spiro D24/190
- D. 259,058 4/1981 Marshall D24/190
- D. 318,736 7/1991 Castillo D24/190
- 5,207,637 5/1993 Janke et al. 602/26

Primary Examiner—Stella Reid



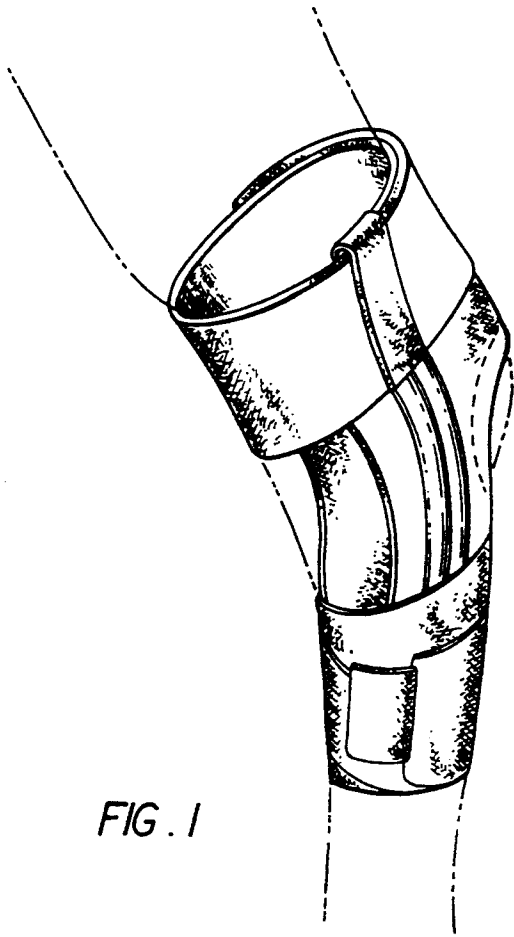


FIG. 1

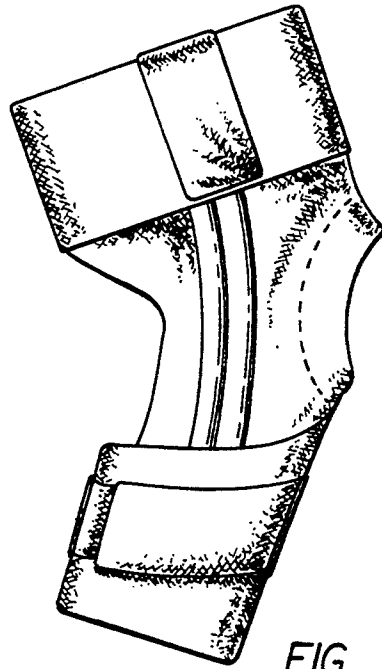


FIG. 2

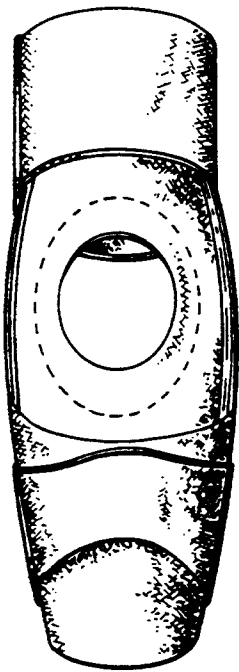


FIG. 3

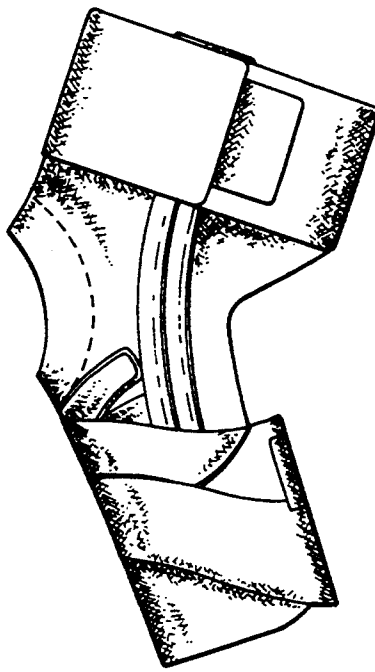


FIG. 4



FIG. 5

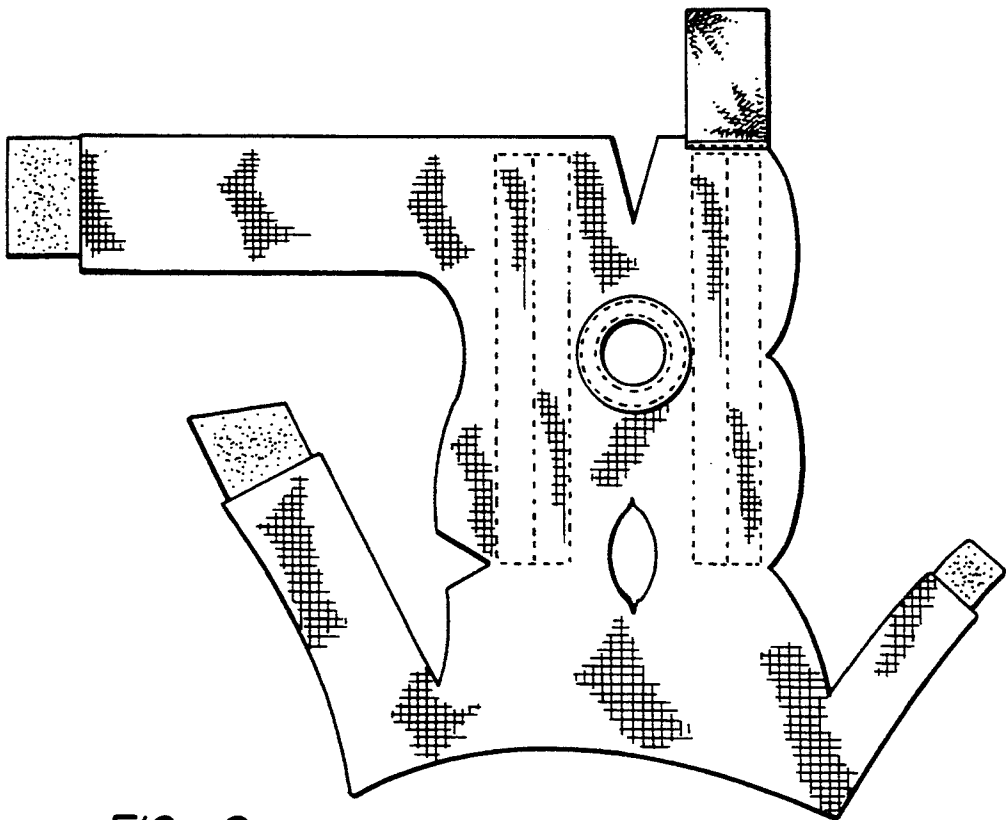


FIG. 6

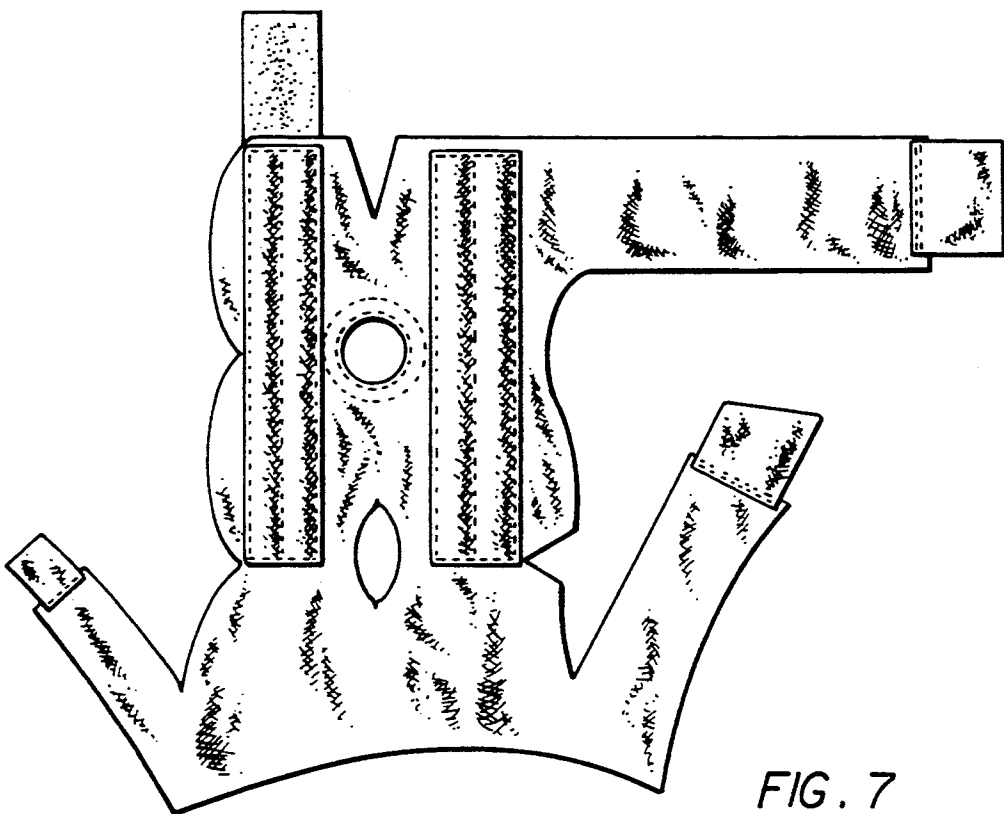


FIG. 7