



US0D1064008S

(12) **United States Design Patent**
Park et al.

(10) **Patent No.:** **US D1,064,008 S**

(45) **Date of Patent:** **** Feb. 25, 2025**

(54) **REAMER HEAD**

FOREIGN PATENT DOCUMENTS

(71) Applicant: **TaeguTec Ltd.**, Daegu (KR)

GB 2044154 * 4/1995
JP D969746 * 8/2000

(72) Inventors: **Jung Hoon Park**, Daegu (KR); **Keun Young Pakr**, Daegu (KR)

(Continued)

(73) Assignee: **TaeguTec Ltd.**, Daegu (KR)

OTHER PUBLICATIONS

(**) Term: **15 Years**

Replaceable Head Reamer—Alvan® Reamers, posted Jun. 22, 2017 [online], [retrieved Aug. 6, 2024]. Retrieved from internet, <https://www.youtube.com/watch?v=jaFvDzJ M8No> (Year: 2017).*

(21) Appl. No.: **29/850,776**

(Continued)

(22) Filed: **Aug. 23, 2022**

(51) **LOC (15) Cl.** **15-09**

(52) **U.S. Cl.**
USPC **D15/139**

(58) **Field of Classification Search**
USPC D15/138–140, 1–199
CPC B23B 51/0002; B23B 51/0003; B23B 51/0018; B23B 51/0045; B23B 51/0011; B23B 51/009; B23B 51/0007; B23B 51/0008; B23B 51/044; B23B 51/0461; B23B 51/0466; B23B 2240/00; B23B 2251/00; B23D 77/02; B23D 2277/26; B23D 2277/30; B23D 2277/32; B23D 2277/44; B23D 2277/205; Y10T 408/9095

Primary Examiner — Richard Edgar

Assistant Examiner — Alexander J David

(74) *Attorney, Agent, or Firm* — Womble Bond Dickinson (US) LLP

See application file for complete search history.

(57) **CLAIM**

The ornamental design for a reamer head as shown and described.

DESCRIPTION

FIG. 1 is a perspective view of my design of a reamer head; FIG. 2 is a front view of the reamer head of FIG. 1; FIG. 3 is a back view of the reamer head of FIG. 1; FIG. 4 is a left view of the reamer head of FIG. 1; FIG. 5 is a right view of the reamer head of FIG. 1; FIG. 6 is a top view of the reamer head of FIG. 1; FIG. 7 is a bottom view of the reamer head of FIG. 1; FIG. 8 is a cross-sectional view taken along section line 8-8 of FIG. 2; and, FIG. 9 is a cross-sectional view taken along section line 9-9 of FIG. 7. The dash-dash lines in the figures represent portions of the reamer head that form no part of the claimed design. The dash-dot lines of FIG. 9 illustrate a boundary which forms no part of the claimed design.

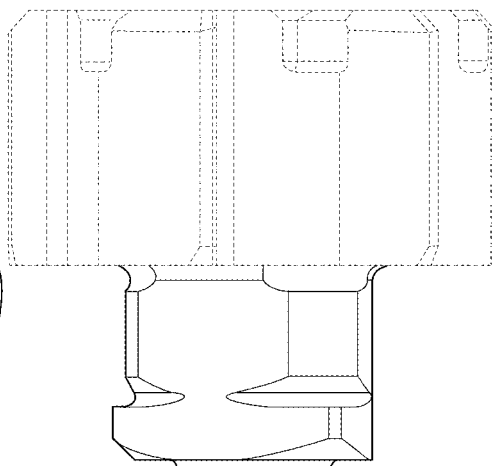
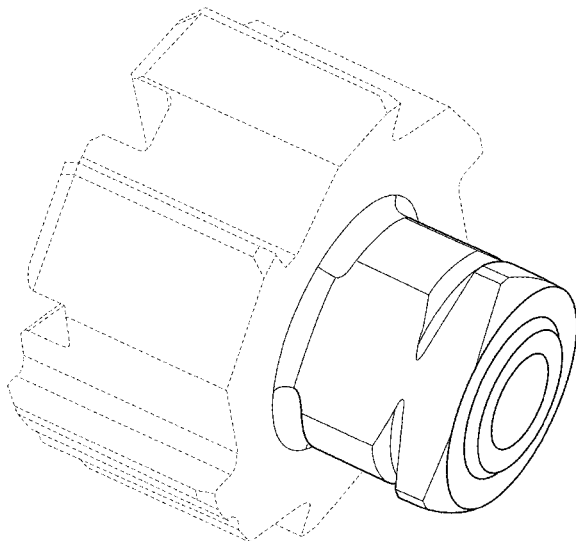
(56) **References Cited**

U.S. PATENT DOCUMENTS

D360,641 S * 7/1995 Asano D15/138
D361,579 S * 8/1995 Asano D15/138
D363,728 S * 10/1995 Asano D15/139
D487,900 S * 3/2004 Mikiya D15/139
D541,320 S * 4/2007 Sjoo D15/139
7,887,326 B2 * 2/2011 Danger B23B 31/005
433/165
D647,546 S * 10/2011 Omi D15/139
2002/0054797 A1 * 5/2002 Gascoyne B23B 51/0054
408/81

(Continued)

1 Claim, 9 Drawing Sheets



(56)

References Cited

U.S. PATENT DOCUMENTS

2003/0103822 A1* 6/2003 Wirth, Jr. B23B 51/04
408/203.5
2009/0116920 A1* 5/2009 Bae B23B 51/02
408/227
2010/0303569 A1* 12/2010 Gonen B23B 51/00
408/229
2015/0266101 A1* 9/2015 Rimet B23D 77/006
407/56
2021/0196288 A1* 7/2021 Hodorek A61B 17/846

FOREIGN PATENT DOCUMENTS

JP D1082709 * 8/2000
JP D1169271 * 3/2003
JP D1421207 * 8/2011
JP D1744096 * 5/2023
KR 300389435.0000 * 8/2005

OTHER PUBLICATIONS

Precision Excellence with TaeguTec's XM-Ream: Your Small Diameter Reaming Solution, posted Oct. 16, 2023 [online]. [retrieved Aug. 6, 2024]. Retrieved from internet, <https://www.mreport.co.th/en/products/cutting-tools/drills/106-taegutec-xm-ream-for-small-diameter-reaming> (Year: 2023).*

* cited by examiner

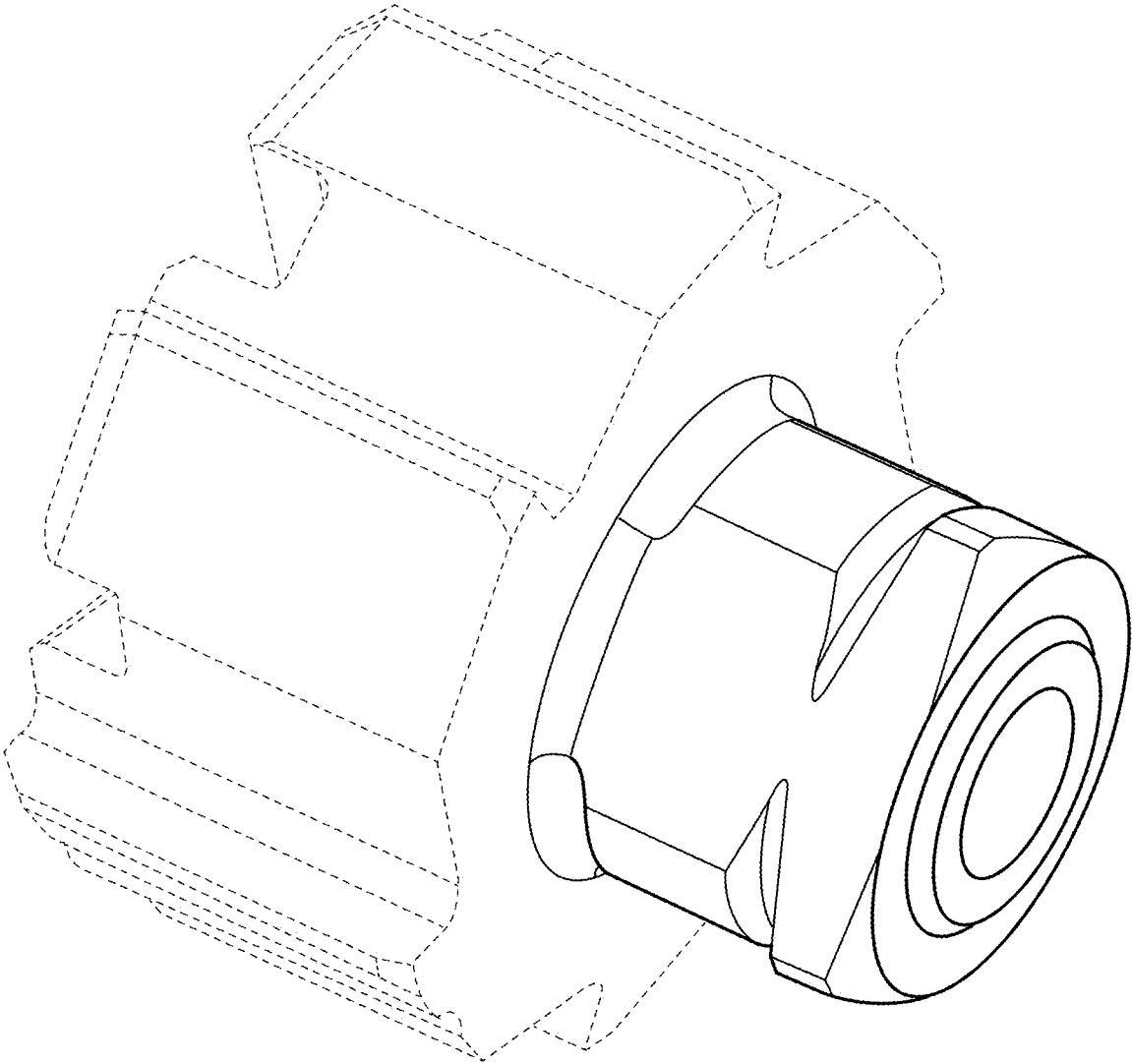


FIG. 1

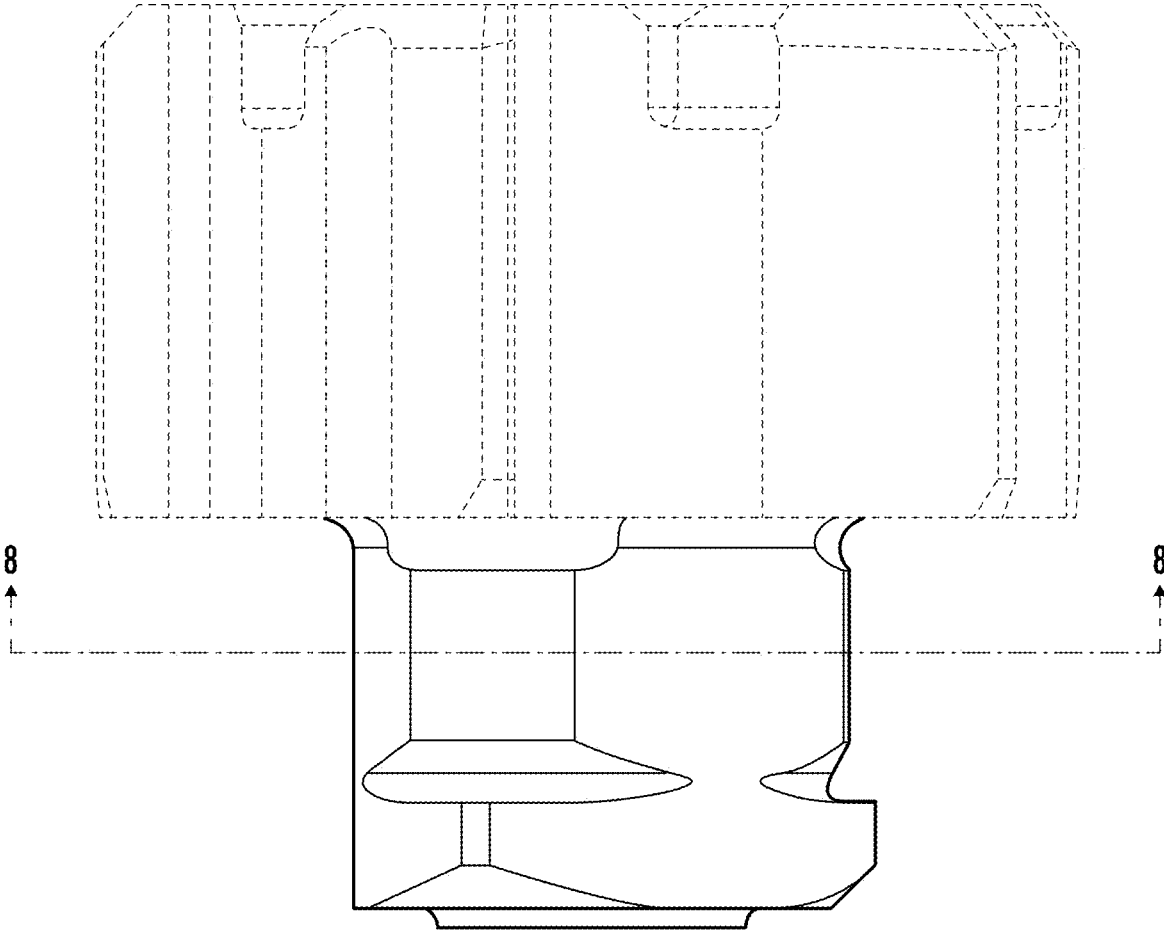


FIG. 2

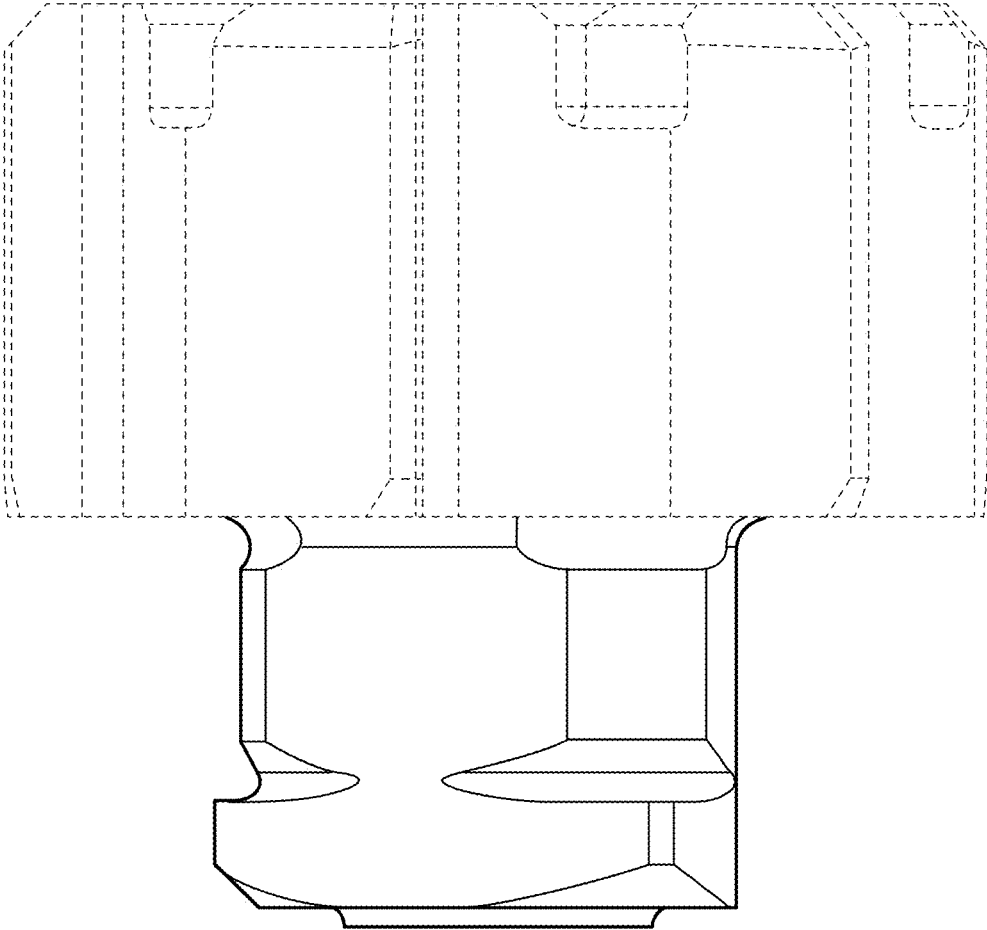


FIG. 3

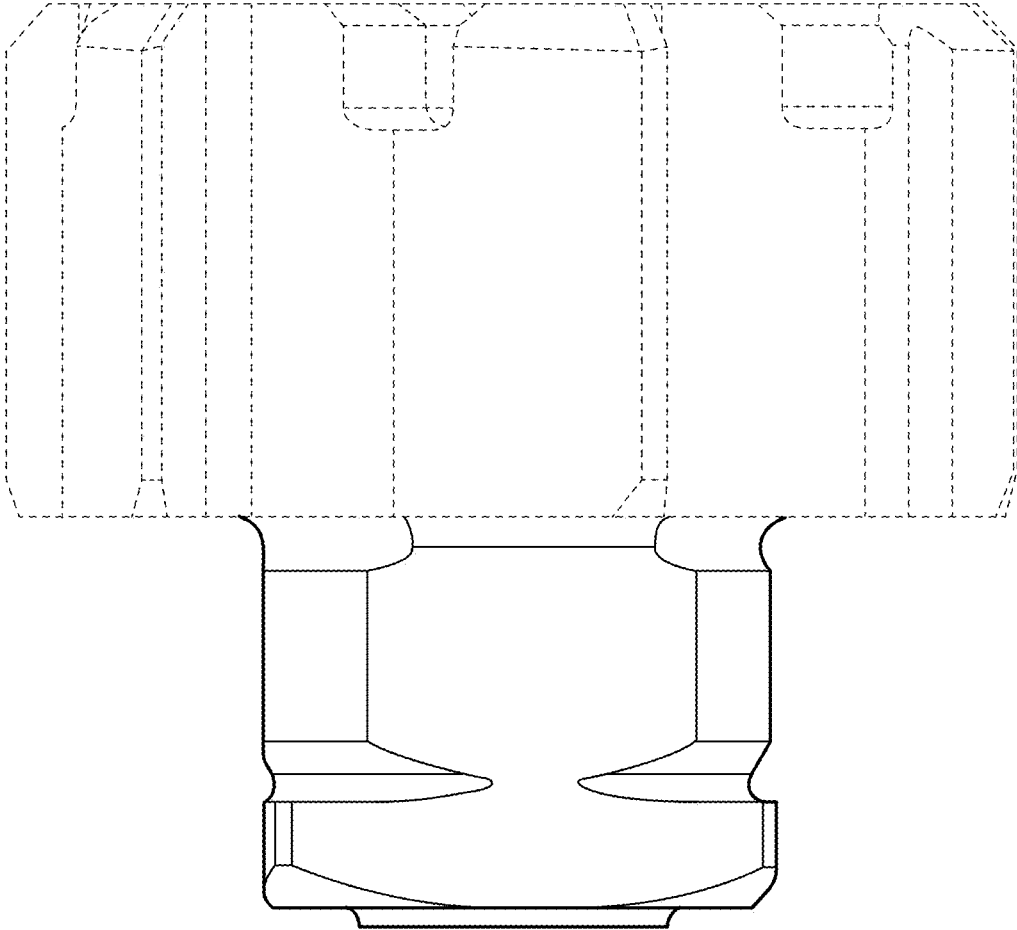


FIG. 4

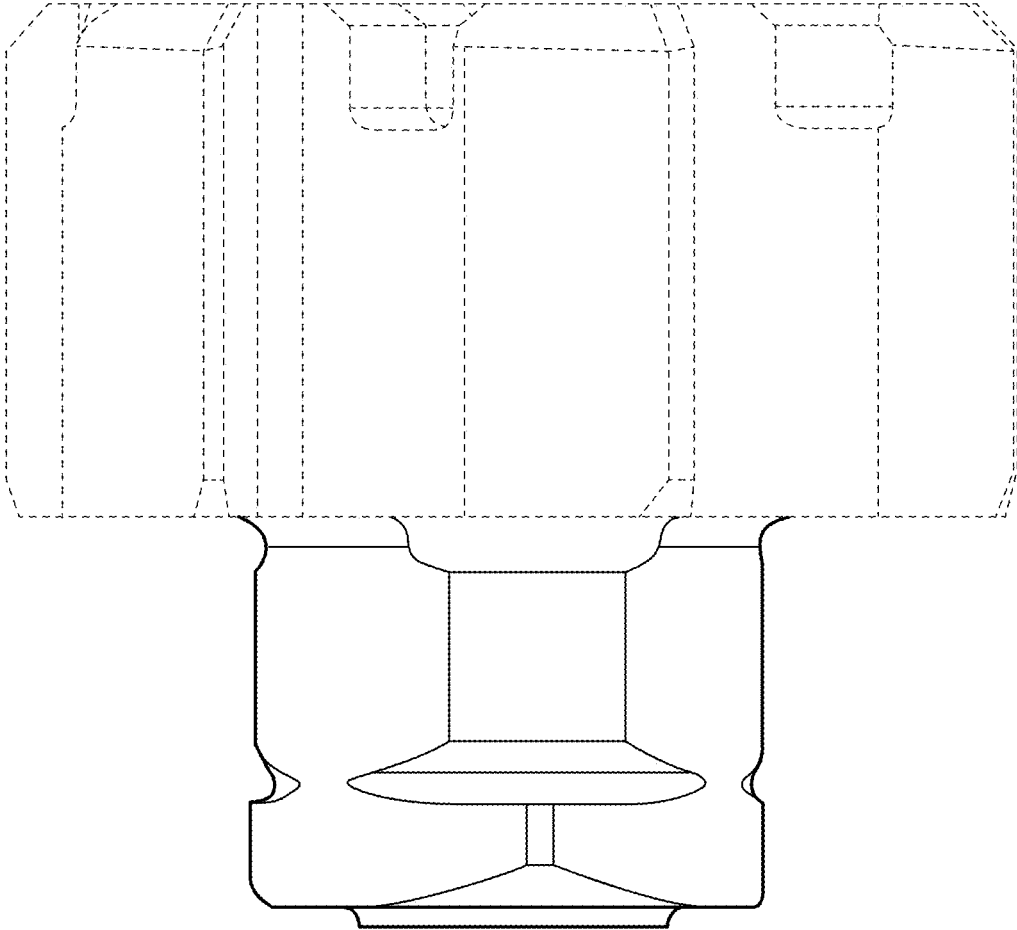


FIG. 5

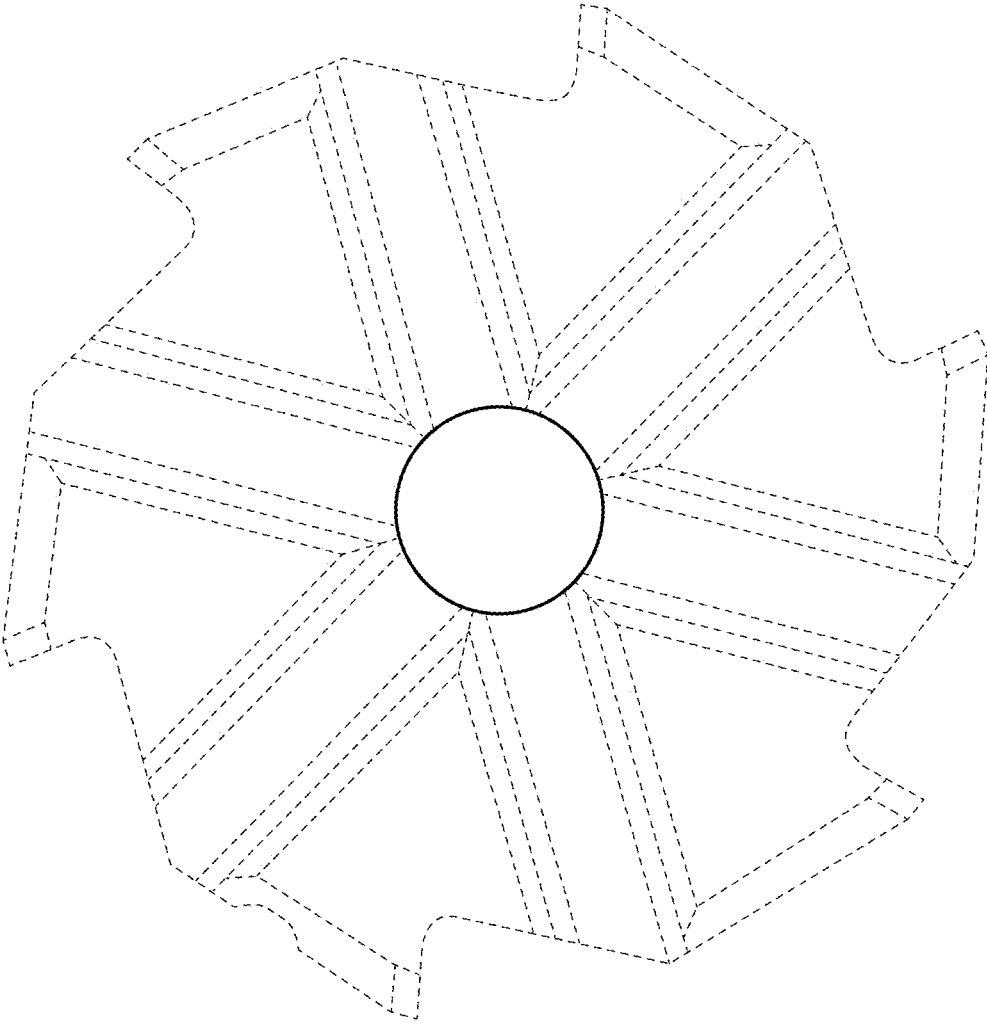


FIG. 6

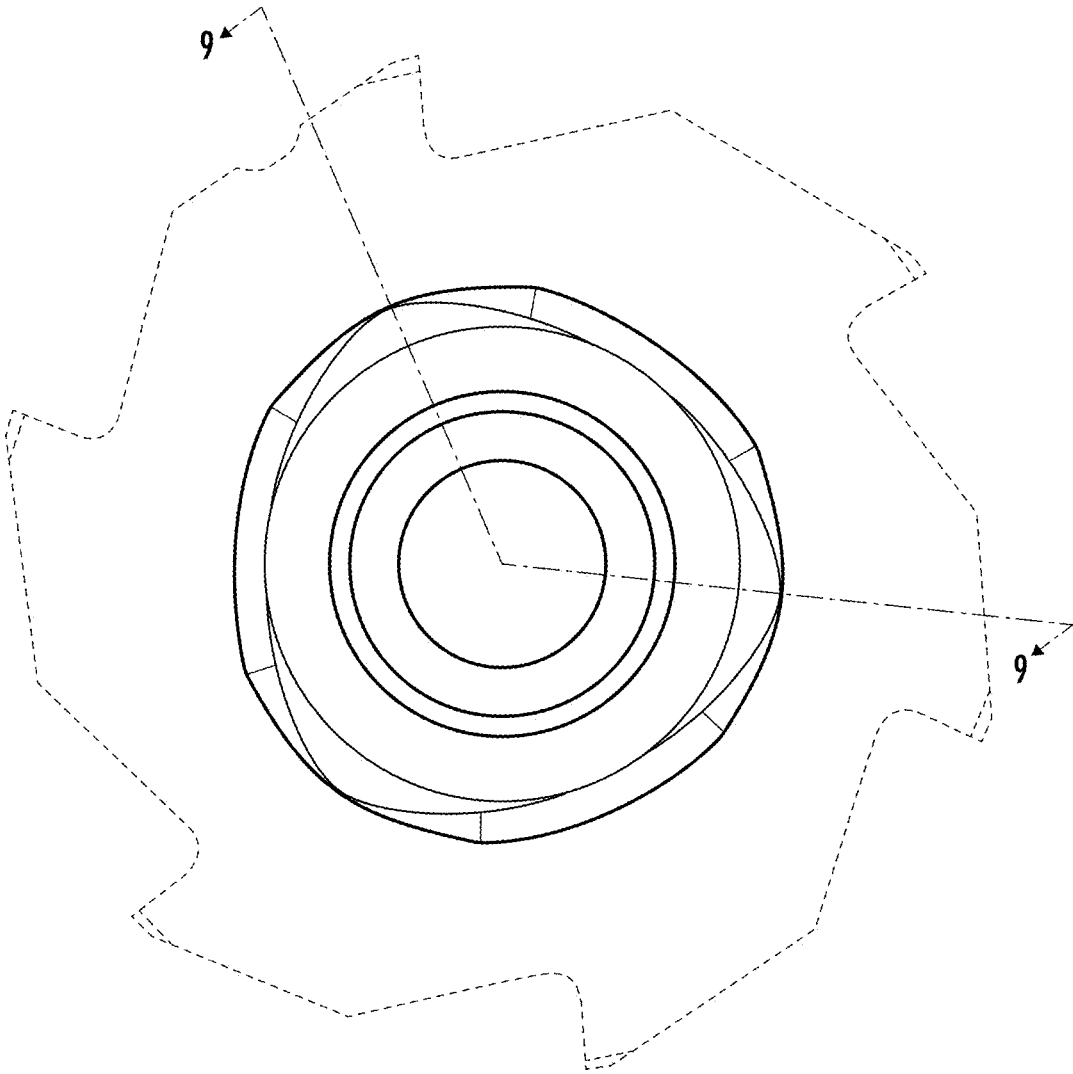


FIG. 7

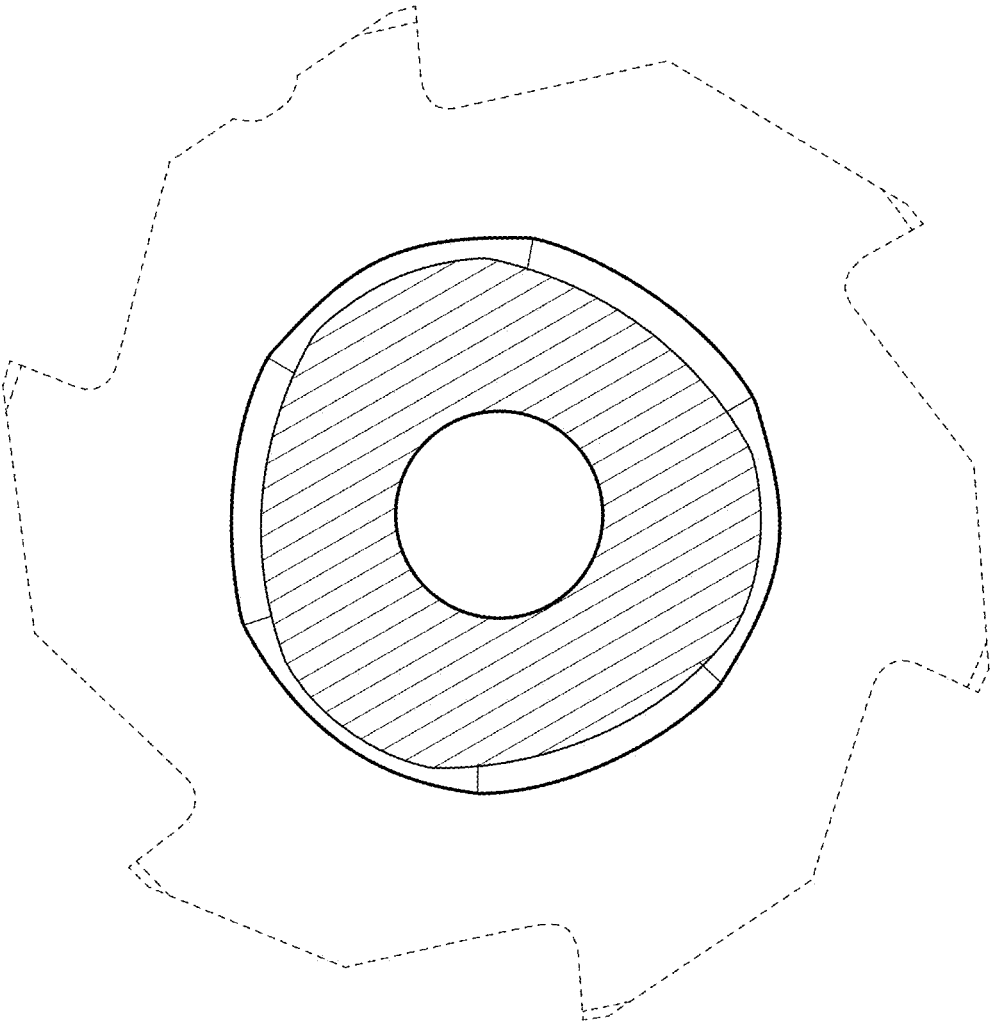


FIG. 8

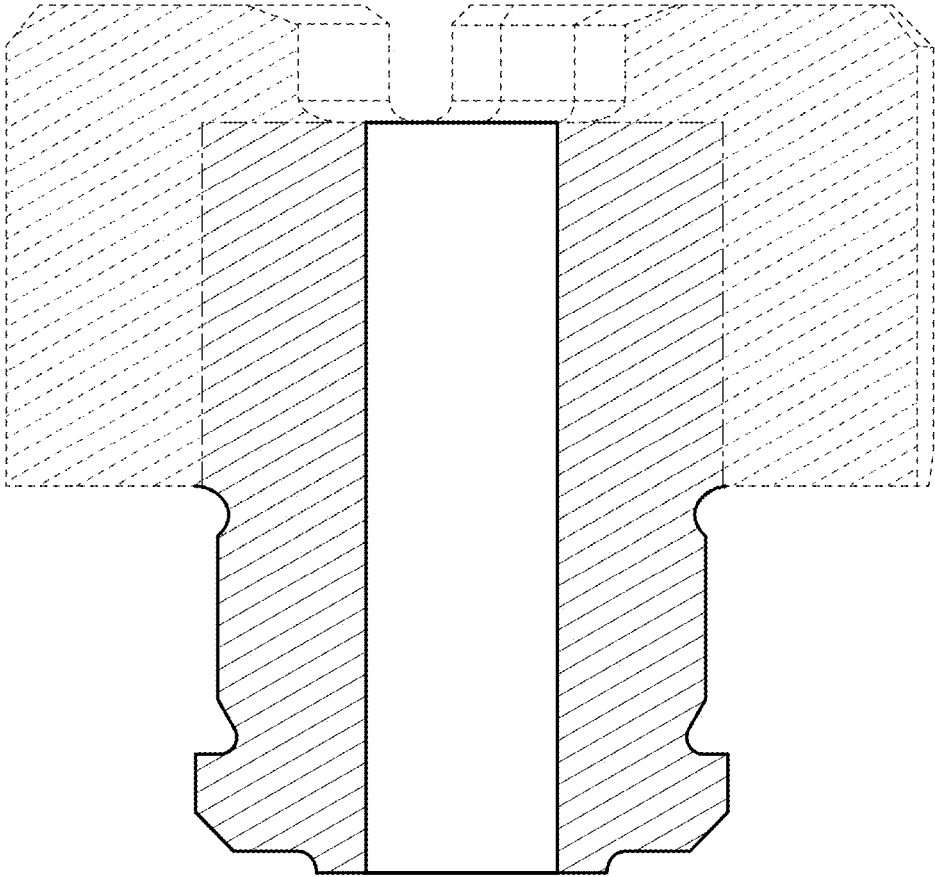


FIG. 9