

(12) STANDARD PATENT
(19) AUSTRALIAN PATENT OFFICE

(11) Application No. **AU 2015257917 C1**

(54) Title
Sulfoximine substituted quinazolines for pharmaceutical compositions

(51) International Patent Classification(s)
C07D 403/12 (2006.01) **C07D 409/12** (2006.01)
A61K 31/517 (2006.01) **C07D 409/14** (2006.01)
A61P 35/00 (2006.01) **C07D 413/12** (2006.01)
C07D 239/72 (2006.01) **C07D 493/04** (2006.01)
C07D 405/12 (2006.01)

(21) Application No: **2015257917** (22) Date of Filing: **2015.04.30**

(87) WIPO No: **WO15/169677**

(30) Priority Data

(31) Number	(32) Date	(33) Country
14167373.1	2014.05.07	EP

(43) Publication Date: **2015.11.12**

(44) Accepted Journal Date: **2017.08.17**

(44) Amended Journal Date: **2019.03.14**

(71) Applicant(s)
Evotec International GmbH

(72) Inventor(s)
Blum, Andreas

(74) Agent / Attorney
Watermark Intellectual Property Pty Ltd, L 1 109 Burwood Rd, Hawthorn, VIC, 3122, AU

(56) Related Art
WO 2011104340 A1



(51) International Patent Classification:

C07D 403/12 (2006.01) **C07D 413/12** (2006.01)
C07D 405/12 (2006.01) **C07D 493/04** (2006.01)
C07D 409/12 (2006.01) **A61K 31/517** (2006.01)
C07D 409/14 (2006.01) **A61P 35/00** (2006.01)
C07D 239/72 (2006.01)

(21) International Application Number:

PCT/EP2015/059453

(22) International Filing Date:

30 April 2015 (30.04.2015)

(25) Filing Language:

English

(26) Publication Language:

English

(30) Priority Data:

14167373.1 7 May 2014 (07.05.2014) EP

(71) Applicant: **BOEHRINGER INGELHEIM INTERNATIONAL GMBH** [DE/DE]; Binger Strasse 173, 55216 Ingelheim Am Rhein (DE).

(72) Inventor: **BLUM, Andreas**; Boehringer Ingelheim GmbH, Corporate Patents, Binger Strasse 173, 55216 Ingelheim Am Rhein (DE).

(74) Agents: **SIMON, Elke** et al.; Boehringer Ingelheim GmbH, Corporate Patents, Binger Strasse 173, 55216 Ingelheim Am Rhein (DE).

(81) Designated States (unless otherwise indicated, for every kind of national protection available): AE, AG, AL, AM, AO, AT, AU, AZ, BA, BB, BG, BH, BN, BR, BW, BY, BZ, CA, CH, CL, CN, CO, CR, CU, CZ, DE, DK, DM, DO, DZ, EC, EE, EG, ES, FI, GB, GD, GE, GH, GM, GT, HN, HR, HU, ID, IL, IN, IR, IS, JP, KE, KG, KN, KP, KR, KZ, LA, LC, LK, LR, LS, LU, LY, MA, MD, ME, MG, MK, MN, MW, MX, MY, MZ, NA, NG, NI, NO, NZ, OM, PA, PE, PG, PH, PL, PT, QA, RO, RS, RU, RW, SA, SC, SD, SE, SG, SK, SL, SM, ST, SV, SY, TH, TJ, TM, TN, TR, TT, TZ, UA, UG, US, UZ, VC, VN, ZA, ZM, ZW.

(84) Designated States (unless otherwise indicated, for every kind of regional protection available): ARIPO (BW, GH, GM, KE, LR, LS, MW, MZ, NA, RW, SD, SL, ST, SZ, TZ, UG, ZM, ZW), Eurasian (AM, AZ, BY, KG, KZ, RU, TJ, TM), European (AL, AT, BE, BG, CH, CY, CZ, DE, DK, EE, ES, FI, FR, GB, GR, HR, HU, IE, IS, IT, LT, LU, LV, MC, MK, MT, NL, NO, PL, PT, RO, RS, SE, SI, SK, SM, TR), OAPI (BF, BJ, CF, CG, CI, CM, GA, GN, GQ, GW, KM, ML, MR, NE, SN, TD, TG).

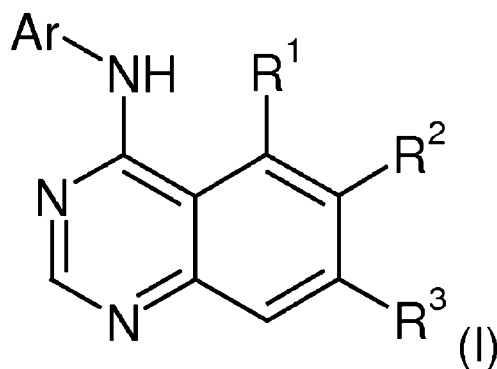
Declarations under Rule 4.17:

— as to applicant's entitlement to apply for and be granted a patent (Rule 4.17(ii))

Published:

— with international search report (Art. 21(3))

(54) Title: SULFOXIMINE SUBSTITUTED QUINAZOLINES FOR PHARMACEUTICAL COMPOSITIONS



(57) Abstract: The application relates to novel sulfoximine substituted quinazoline derivatives of formula (I) wherein Ar, R¹, R² and R³ are as defined in the description and claims, and their use as MNK1 (MNK1a or MNK1b) and/or MNK2 (MNK2a or MNK2b) kinase inhibitors, pharmaceutical compositions containing the same, and methods of using the same as agents for treatment or amelioration of MNK1 (MNK1a or MNK1b) and/or MNK2 (MNK2a or MNK2b) mediated disorders.

SULFOXIMINE SUBSTITUTED QUINAZOLINES FOR PHARMACEUTICAL COMPOSITIONS

FIELD OF THE INVENTION

5 This invention relates to sulfoximine substituted quinazoline derivatives and their use as MNK1 (MNK1a or MNK1b) and/or MNK2 (MNK2a or MNK2b) kinase inhibitors, pharmaceutical compositions containing them and their use in the treatment or amelioration of MNK1 (MNK1a or MNK1b) and/or MNK2 (MNK2a or MNK2b) mediated disorders.

10 Moreover, the present invention relates to the use of sulfoximine substituted quinazoline derivatives of the invention for the production of pharmaceutical compositions for the prophylaxis and/or treatment of diseases which can be influenced by the inhibition of the kinase activity of MNK1 (MNK1a or MNK1b) and/or MNK2 (MNK2a or MNK2b) or
15 further variants thereof. Particularly, the present invention relates to the use of sulfoximine substituted quinazoline derivatives of the invention for the production of pharmaceutical compositions for the prophylaxis and/or therapy of metabolic diseases, such as diabetes, particularly diabetes mellitus type 2, hyperlipidemia and obesity, hematopoietic disorders, neurodegenerative diseases, kidney damage, inflammatory
20 disorders, and cancer and their consecutive complications and disorders associated therewith.

BACKGROUND OF THE INVENTION

25 Metabolic diseases are diseases caused by an abnormal metabolic process and may either be congenital due to an inherited enzyme abnormality or acquired due to a disease of an endocrine organ or failure of a metabolically important organ such as the liver or the pancreas.

30 The present invention is more particularly directed to the treatment and/or prophylaxis of in particular metabolic diseases of the lipid and carbohydrate metabolism and the consecutive complications and disorders associated therewith.

Lipid disorders cover a group of conditions which cause abnormalities in the level and metabolism of plasma lipids and lipoproteins. Thus, hyperlipidemias are of particular clinical relevance since they constitute an important risk factor for the development of atherosclerosis and subsequent vascular diseases such as coronary heart disease.

Diabetes mellitus is defined as a chronic hyperglycemia associated with resulting damages to organs and dysfunctions of metabolic processes. Depending on its etiology, one differentiates between several forms of diabetes, which are either due to an absolute (lacking or decreased insulin secretion) or to a relative lack of insulin. Diabetes mellitus Type I (IDDM, insulin-dependent diabetes mellitus) generally occurs in adolescents under 20 years of age. It is assumed to be of auto-immune etiology, leading to an insulinitis with the subsequent destruction of the beta cells of the islets of Langerhans which are responsible for the insulin synthesis. In addition, in latent autoimmune diabetes in adults (LADA; Diabetes Care. 8: 1460-1467, 2001) beta cells are being destroyed due to autoimmune attack. The amount of insulin produced by the remaining pancreatic islet cells is too low, resulting in elevated blood glucose levels (hyperglycemia). Diabetes mellitus Type II generally occurs at an older age. It is above all associated with a resistance to insulin in the liver and the skeletal muscles, but also with a defect of the islets of Langerhans. High blood glucose levels (and also high blood lipid levels) in turn lead to an impairment of beta cell function and to an increase in beta cell apoptosis.

Diabetes is a very disabling disease, because today's common anti-diabetic drugs do not control blood sugar levels well enough to completely prevent the occurrence of high and low blood sugar levels. Out of range blood sugar levels are toxic and cause long-term complications for example retinopathy, renopathy, neuropathy and peripheral vascular disease. There is also a host of related conditions, such as obesity, hypertension, heart disease and hyperlipidemia, for which persons with diabetes are substantially at risk.

Obesity is associated with an increased risk of follow-up diseases such as cardiovascular diseases, hypertension, diabetes, hyperlipidemia and an increased mortality. Diabetes (insulin resistance) and obesity are part of the "metabolic syndrome"

which is defined as the linkage between several diseases (also referred to as syndrome X, insulin-resistance syndrome, or deadly quartet). These often occur in the same patients and are major risk factors for development of diabetes type II and cardiovascular disease. It has been suggested that the control of lipid levels and glucose levels is required to treat diabetes type II, heart disease, and other occurrences of metabolic syndrome (see e.g., Diabetes 48: 1836-1841, 1999; JAMA 288: 2209-2716, 2002).

In one embodiment of the present invention the compounds and compositions of the present invention are useful for the treatment and/or prophylaxis of metabolic diseases of the carbohydrate metabolism and their consecutive complications and disorders such as impaired glucose tolerance, diabetes (preferably diabetes type II), diabetic complications such as diabetic gangrene, diabetic arthropathy, diabetic osteopenia, diabetic glomerulosclerosis, diabetic nephropathy, diabetic dermopathy, diabetic neuropathy, diabetic cataract and diabetic retinopathy, diabetic maculopathy, diabetic feet syndrome, diabetic coma with or without ketoacidosis, diabetic hyperosmolar coma, hypoglycemic coma, hyperglycemic coma, diabetic acidosis, diabetic ketoacidosis, intracapillary glomerulonephrosis, Kimmelstiel-Wilson syndrome, diabetic amyotrophy, diabetic autonomic neuropathy, diabetic mononeuropathy, diabetic polyneuropathy, diabetic angiopathies, diabetic peripheral angiopathy, diabetic ulcer, diabetic arthropathy, or obesity in diabetes.

In a further embodiment the compounds and compositions of the present invention are useful for the treatment and/or prophylaxis of metabolic diseases of the lipid metabolism (i.e. lipid disorders) and their consecutive complications and disorders such as hypercholesterolemia, familial hypercholesterolemia, Fredrickson's hyperlipoproteinemia, hyperbetalipoproteinemia, hyperlipidemia, low-density-lipoprotein-type [LDL] hyperlipoproteinemia, pure hyperglyceridemia, endogenous hyperglyceridemia, isolated hypercholesterolemia, isolated hypertroglyceridemia, cardiovascular diseases such as hypertension, ischemia, varicose veins, retinal vein occlusion, atherosclerosis, angina pectoris, myocardial infarction, stenocardia, pulmonary hypertension, congestive heart failure, glomerulopathy, tubulointestinal disorders, renal failure, angiostenosis, or cerebrovascular disorders, such as cerebral apoplexy.

In a further embodiment of the present invention the compounds and compositions of the present invention are useful for the treatment and/or prophylaxis of hematopoietic disorders and their consecutive complications and disorders such as acute myeloid leukemia (AML), Morbus Hodgkin, Non-Hodgkin's lymphoma; hematopoietic disease, acute non-lymphocytic leukemia (ANLL), myeloproliferative disease acute promyelocytic leukemia (APL), acute myelomonocytic leukemia (AMMoL), multiple myeloma, polycythemia vera, lymphoma, acute lymphocytic leukemia (ALL), chronic lymphocytic leukemia (CCL), Wilm's tumor, or Ewing's Sarcoma.

In a further embodiment of the present invention the compounds and compositions of the present invention are useful for the treatment and/or prophylaxis of cancer and consecutive complications and disorders such as cancer of the upper gastrointestinal tract, pancreatic carcinoma, breast cancer, colon cancer, ovarian carcinoma, cervix carcinoma, endometrial cancer, brain tumor, testicular cancer, laryngeal carcinoma, osteocarcinoma, prostatic cancer, retinoblastoma, liver carcinoma, lung cancer, neuroblastoma, renal carcinoma, thyroid carcinoma, esophageal cancer, soft tissue sarcoma, skin cancer, osteosarcoma, rhabdomyosarcoma, bladder cancer, metastatic cancer, cachexia, or pain.

Certain anti-cancer drugs such as cisplatin are linked to serious side effects such as nephrotoxicity or ototoxicity, which can be dose limiting. Activation of MNKs has been linked to these side effects. In a further embodiment of the present invention, the compounds and compositions of the present invention are useful for the treatment and/or prophylaxis of ear or kidney damage, in particular for the prevention or treatment of ear and kidney drug induced damage.

Furthermore, the present invention relates to the use of the compounds according to the invention for the production of pharmaceutical compositions for the prophylaxis and/or therapy of cytokine related diseases.

Such diseases are i.a. inflammatory diseases, autoimmune diseases, destructive bone disorders, proliferative disorders, infectious diseases, neurodegenerative diseases,

allergies, or other conditions associated with proinflammatory cytokines.

Allergic and inflammatory diseases such as acute or chronic inflammation, chronic inflammatory arthritis, rheumatoid arthritis, psoriasis, COPD, inflammatory bowel disease, asthma and septic shock and their consecutive complications and disorders associated therewith.

Inflammatory diseases like rheumatoid arthritis, inflammatory lung diseases like COPD, inflammatory bowel disease and psoriasis afflict one in three people in the course of their lives. Not only do those diseases impose immense health care costs, but also they are often crippling and debilitating.

Although inflammation is the unifying pathogenic process of these inflammatory diseases below, the current treatment approach is complex and is generally specific for any one disease. Many of the current therapies available today only treat the symptoms of the disease and not the underlying cause of inflammation.

The compositions of the present invention are useful for the treatment and/or prophylaxis of inflammatory diseases and consecutive complications and disorders. such as chronic or acute inflammation, inflammation of the joints such as chronic inflammatory arthritis, rheumatoid arthritis, psoriatic arthritis, osteoarthritis, juvenile rheumatoid arthritis, Reiter's syndrome, rheumatoid traumatic arthritis, rubella arthritis, acute synovitis and gouty arthritis; inflammatory skin diseases such as sunburn, psoriasis, erythrodermic psoriasis, pustular psoriasis, eczema, dermatitis, acute or chronic graft formation, atopic dermatitis, contact dermatitis, urticaria and scleroderma; inflammation of the gastrointestinal tract such as inflammatory bowel disease, Crohn's disease and related conditions, ulcerative colitis, colitis, and diverticulitis; nephritis, urethritis, salpingitis, oophoritis, endomyometritis, spondylitis, systemic lupus erythematosus and related disorders, multiple sclerosis, asthma, meningitis, myelitis, encephalomyelitis, encephalitis, phlebitis, thrombophlebitis, respiratory diseases such as asthma, bronchitis, chronic obstructive pulmonary disease (COPD), inflammatory lung disease and adult respiratory distress syndrome, and allergic rhinitis; endocarditis, osteomyelitis, rheumatic fever, rheumatic pericarditis, rheumatic endocarditis, rheumatic

myocarditis, rheumatic mitral valve disease, rheumatic aortic valve disease, prostatitis, prostatocystitis, spondyloarthropathies ankylosing spondylitis, synovitis, tenosynovitis, myositis, pharyngitis, polymyalgia rheumatica, shoulder tendonitis or bursitis, gout, pseudo gout, vasculitides, inflammatory diseases of the thyroid selected from granulomatous thyroiditis, lymphocytic thyroiditis, invasive fibrous thyroiditis, acute thyroiditis; Hashimoto's thyroiditis, Kawasaki's disease, Raynaud's phenomenon, Sjogren's syndrome, neuroinflammatory disease, sepsis, conjunctivitis, keratitis, iridocyclitis, optic neuritis, otitis, lymphadenitis, nasopharyngitis, sinusitis, pharyngitis, tonsillitis, laryngitis, epiglottitis, bronchitis, pneumonitis, stomatitis, gingivitis, oesophagitis, gastritis, peritonitis, hepatitis, cholelithiasis, cholecystitis, glomerulonephritis, Goodpasture's disease, crescentic glomerulonephritis, pancreatitis, endomyometritis, myometritis, metritis, cervicitis, endocervicitis, exocervicitis, parametritis, tuberculosis, vaginitis, vulvitis, silicosis, sarcoidosis, pneumoconiosis, pyresis, inflammatory polyarthropathies, psoriatic arthropathies, intestinal fibrosis, bronchiectasis and enteropathic arthropathies.

Moreover, cytokines are also believed to be implicated in the production and development of various cardiovascular and cerebrovascular disorders such as congestive heart disease, myocardial infarction, the formation of atherosclerotic plaques, hypertension, platelet aggregation, angina, stroke, Alzheimer's disease, reperfusion injury, vascular injury including restenosis and peripheral vascular disease, and, for example, various disorders of bone metabolism such as osteoporosis (including senile and postmenopausal osteoporosis), Paget's disease, bone metastases, hypercalcaemia, hyperparathyroidism, osteosclerosis, osteoporosis and periodontitis, and the abnormal changes in bone metabolism which may accompany rheumatoid arthritis and osteoarthritis.

Excessive cytokine production has also been implicated in mediating certain complications of bacterial, fungal and/or viral infections such as endotoxic shock, septic shock and toxic shock syndrome and in mediating certain complications of CNS surgery or injury such as neurotrauma and ischaemic stroke.

Excessive cytokine production has, moreover, been implicated in mediating or exacerbating the development of diseases involving cartilage or muscle resorption, pulmonary fibrosis, cirrhosis, renal fibrosis, the cachexia found in certain chronic diseases such as malignant disease and acquired immune deficiency syndrome (AIDS), tumour invasiveness and tumour metastasis and multiple sclerosis. The treatment and/or prophylaxis of these diseases are also contemplated by the present invention

Additionally, the inventive compositions may be used to treat inflammation associated with autoimmune diseases including, but not limited to, systemic lupus erythematosus, Addison's disease, autoimmune polyglandular disease (also known as autoimmune polyglandular syndrome), glomerulonephritis, rheumatoid arthritis scleroderma, chronic thyroiditis, Graves' disease, autoimmune gastritis, diabetes, autoimmune hemolytic anemia, glomerulonephritis, rheumatoid arthritis autoimmune neutropenia, thrombocytopenia, atopic dermatitis, chronic active hepatitis, myasthenia gravis, multiple sclerosis, inflammatory bowel disease, ulcerative colitis, Crohn's disease, psoriasis, and graft vs. host disease.

In a further embodiment the compositions of the present invention may be used for the treatment and prevention of infectious diseases such as sepsis, septic shock, Shigellosis, and Helicobacter pylori and viral diseases including herpes simplex type 1 (HSV-1), herpes simplex type 2 (HSV-2), cytomegalovirus, Epstein-Barr, human immunodeficiency virus (HIV), acute hepatitis infection (including hepatitis A, hepatitis B, and hepatitis C), HIV infection and CMV retinitis, AIDS or malignancy, malaria, mycobacterial infection and meningitis. These also include viral infections, by influenza virus, varicella-zoster virus (VZV), Epstein-Barr virus, human herpesvirus-6 (HHV-6), human herpesvirus-7 (HHV-7), human herpesvirus-8 (HHV-8), Poxvirus, Vacciniavirus, Monkeypoxvirus, pseudorabies and rhinotracheitis.

The compositions of the present invention may also be used topically in the treatment or prophylaxis of topical disease states mediated by or exacerbated by excessive cytokine production, such as inflamed joints, eczema, psoriasis and other inflammatory skin conditions such as sunburn; inflammatory eye conditions including conjunctivitis; pyresis, pain and other conditions associated with inflammation.

Periodontal disease has also been implemented in cytokine production, both topically and systemically. Hence, use of compositions of the present invention to control the inflammation associated with cytokine production in such peroral diseases such as gingivitis and periodontitis is another aspect of the present invention.

Finally, the compositions of the present invention may also be used to treat or prevent neurodegenerative disease selected from Alzheimer's disease, Parkinson's disease, amyotrophic lateral sclerosis, Huntington's disease, frontotemporal lobar dementia, spinocerebellar ataxia, dementia with Lewy bodies, cerebral ischemia or neurodegenerative disease caused by traumatic injury, glutamate neurotoxicity or hypoxia.

In a preferred embodiment the compositions of the present invention may be used to treat or prevent a disease selected from chronic or acute inflammation, chronic inflammatory arthritis, rheumatoid arthritis, psoriasis, COPD, inflammatory bowel disease, septic shock, Crohn's disease, ulcerative colitis, multiple sclerosis and asthma.

Protein kinases are important enzymes involved in the regulation of many cellular functions. The LK6-serine/threonine-kinase gene of *Drosophila melanogaster* was described as a short-lived kinase which can associate with microtubules (J. Cell Sci. 1997, 110(2): 209-219). Genetic analysis in the development of the compound eye of *Drosophila* suggested a role in the modulation of the RAS signal pathway (Genetics 2000 156(3): 1219-1230). The closest human homologues of *Drosophila* LK6-kinase are the MAP-kinase interacting kinase 2 (MNK2, e.g. the variants MNK2a and MNK2b) and MAP-kinase interacting kinase 1 (MNK1) and variants thereof. These kinases are mostly localized in the cytoplasm. MNKs are phosphorylated by the p42 MAP kinases Erk1 and Erk2 and the p38-MAP kinases. This phosphorylation is triggered in a response to growth factors, phorbol esters and oncogenes such as Ras and Mos, and by stress signaling molecules and cytokines. The phosphorylation of MNK proteins stimulates their kinase activity towards eukaryotic initiation factor 4E (eIF4E) (EMBO J. 16: 1909-1920, 1997; Mol Cell Biol 19, 1871-1880, 1999; Mol Cell Biol 21, 743-754, 2001). Simultaneous disruption of both, the MNK1 and MNK2 gene in mice diminishes

basal and stimulated eIF4E phosphorylation (Mol Cell Biol 24, 6539-6549, 2004). Phosphorylation of eIF4E results in a regulation of the protein translation (Mol Cell Biol 22: 5500-5511, 2001).

5 There are different hypotheses describing the mode of the stimulation of the protein translation by MNK proteins. Most publications describe a positive stimulatory effect on the cap-dependent protein translation upon activation of MAP kinase-interacting kinases. Thus, the activation of MNK proteins can lead to an indirect stimulation or regulation of the protein translation, e.g. by the effect on the cytosolic phospholipase 2 alpha (BBA 1488:124-138, 2000).

10 WO 03/037362 discloses a link between human MNK genes, particularly the variants of the human MNK2 genes, and diseases which are associated with the regulation of body weight or thermogenesis. It is postulated that human MNK genes, particularly the MNK2 variants are involved in diseases such as e.g. metabolic diseases including obesity, eating disorders, cachexia, diabetes mellitus, hypertension, coronary heart disease, hypercholesterolemia, dyslipidemia, osteoarthritis, biliary stones, cancer of the genitals and sleep apnea, and in diseases connected with the ROS defense, such as e.g. diabetes mellitus and cancer. WO 03/037362 moreover discloses the use of nucleic acid sequences of the MAP kinase-interacting kinase (MNK) gene family and amino acid sequences encoding these and the use of these sequences or of effectors of MNK nucleic acids or polypeptides, particularly MNK inhibitors and activators in the diagnosis, prophylaxis or therapy of diseases associated with the regulation of body weight or thermogenesis.

25 WO 02/103361 describes the use of kinases 2a and 2b (MNK2a and MNK2b) interacting with the human MAP kinase in assays for the identification of pharmacologically active ingredients, particularly useful for the treatment of diabetes mellitus type 2. Moreover, WO 02/103361 discloses also the prophylaxis and/or therapy of diseases associated with insulin resistance, by modulation of the expression or the activity of MNK2a or MNK2b. Apart from peptides, peptidomimetics, amino acids, amino acid analogues, polynucleotides, polynucleotide analogues, nucleotides and nucleotide

analogues, 4-hydroxybenzoic acid methyl ester are described as a substance which binds the human MNK2 protein.

First evidence for a role of MNKs in inflammation was provided by studies demonstrating activation of MNK1 by proinflammatory stimuli. The cytokines $\text{TNF}\alpha$ and $\text{IL-1}\beta$ trigger the activation of MNK1 in vitro (Fukunaga and Hunter, EMBO J 16(8): 1921-1933, 1997) and induce the phosphorylation of the MNK-specific substrate eIF4E in vivo (Ueda et al., Mol Cell Biol 24(15): 6539-6549, 2004). In addition, administration of lipopolysaccharide (LPS), a potent stimulant of the inflammatory response, induces activation of MNK1 and MNK2 in mice, concomitant with a phosphorylation of their substrate eIF4E (Ueda et al., Mol Cell Biol 24(15): 6539-6549, 2004).

Furthermore, MNK1 has been shown to be involved in regulating the production of proinflammatory cytokines. MNK1 enhances expression of the chemokine RANTES (Nikolcheva et al., J Clin Invest 110, 119-126, 2002). RANTES is a potent chemo-attractant of monocytes, eosinophils, basophils and, natural killer cells. It activates and induces proliferation of T lymphocytes, mediates degranulation of basophils and induces the respiratory burst in eosinophils (Conti and DiGioacchino, Allergy Asthma Proc 22(3):133-7, 2001).

WO 2005/003785 and Buxade et al., Immunity 23: 177-189, August 2005 both disclose a link between MNKs and the control of $\text{TNF}\alpha$ biosynthesis. The proposed mechanism is mediated by a regulatory AU-rich element (ARE) in the $\text{TNF}\alpha$ mRNA. Buxade et al. demonstrate proteins binding and controlling ARE function to be phosphorylated by MNK1 and MNK2. Specifically MNK-mediated phosphorylation of the ARE-binding protein hnRNP A1 has been suggested to enhance translation of the $\text{TNF}\alpha$ mRNA.

$\text{TNF}\alpha$ is not the only cytokine regulated by an ARE. Functional AREs are also found in the transcripts of several interleukins, interferones and chemokines (Khabar, J Interf Cytokine Res 25: 1-10, 2005). The MNK-mediated phosphorylation of ARE-binding proteins has thus the potential to control biosynthesis of cytokines in addition to that of $\text{TNF}\alpha$.

Current evidence demonstrates MNKs as down stream targets of inflammatory signalling as well as mediators of the inflammatory response. Their involvement in the production of TNF α , RANTES, and potentially additional cytokines suggests inhibition of MNKs as strategy for anti-inflammatory therapeutic intervention.

MNK1 and MNK2 (including all splice forms) phosphorylate the translation factor eIF4E on Serine 209. MNK1/2 double knockout mice completely lack phosphorylation on Serine 209, indicating that MNK kinase are the only kinases able to phosphorylate this site in vivo (Ueda et al., Mol Cell Biol. 2004; 24(15):6539-49). eIF4E is overexpressed in a wide range of human malignancies, and high eIF4E expression is frequently associated with more aggressive disease and poor prognosis. Furthermore, eIF4E can act as an oncogene when assayed in standard assays for oncogenic activity (e.g. Ruggero et al., Nat Med. 2004 May;10(5):484-6). eIF4E exerts its oncogenic activity by stimulating the translation of oncogenes such as c-myc and cyclinD1 (Culjkovic et al., J Cell Biol. 2006; 175(3):415-26), by increasing the expression of pro-survival factors such as MCP-1 (Wendel et al., Genes Dev. 2007; 21(24):3232-7) and by positively regulating pathways of drug resistance (Wendel et al., Nature 2004; 428(6980):332-7; Graff et al., Cancer Res. 2008; 68(3):631-4; De Benedetti and Graff, Oncogene 2004; 23(18):3189-99; Barnhart and Simon, J Clin Invest. 2007; 117(9):2385-8). Suppression of eIF4E expression by antisense oligonucleotides has shown promise in preclinical experiments with human tumor cells (Graff et al., J Clin Invest. 2007; 117(9):2638-48). It has been shown that phosphorylation on Ser209 is strictly required for the oncogenic activity of eIF4E in vitro and in vivo (Topisirovic et al., Cancer Res. 2004; 64(23):8639-42; Wendel et al., Genes Dev. 2007; 21(24):3232-7). Thus, inhibition of MNK1 and MNK2 is expected to have beneficial effects in human malignancies.

Inhibitors of MNK (referred to as CGP57380 and CGP052088) have been described (cf. Mol. Cell. Biol. 21, 5500, 2001; Mol Cell Biol Res Comm 3, 205, 2000; Genomics 69, 63, 2000). CGP052088 is a staurosporine derivative having an IC₅₀ of 70 nM for inhibition of *in vitro* kinase activity of MNK1. CGP57380 is a low molecular weight selective, non-cytotoxic inhibitor of MNK2 (MNK2a or MNK2b) or of MNK1: The addition of CGP57380 to cell culture cells, transfected with MNK2 (MNK2a or MNK2b) or MNK1 showed a strong reduction of phosphorylated eIF4E.

WO 2007/147874 describes pyridine and pyrazine derivatives as MNK kinase inhibitors. WO 2007/104053 describes 8-heteroaryl purines as MNK2 inhibitors. WO 2006/066937 discloses pyrazolopyrimidine compounds, and WO 2006/136402 discloses certain thienopyrimidine compounds, both useful as MNK inhibitors.

Aim of the present invention

The aim of the present invention is to provide new compounds, in particular new sulfoximine substituted quinazoline derivatives, which are MNK1 and/or MNK2 inhibitors.

Another aim of the present invention is to provide new compounds, in particular new sulfoximine substituted quinazoline derivatives, which are potent and selective MNK1 and/or MNK2 inhibitors.

A further aim of the present invention is to provide new compounds, in particular new sulfoximine substituted quinazoline derivatives, which have an inhibiting effect on the kinase activity of MNK1 (MNK1a or MNK1b) and/or MNK2 (MNK2a or MNK2b) and/or variants thereof *in vitro* and/or *in vivo* and possess suitable pharmacological and pharmacokinetic properties to use them as medicaments.

A further aim of the present invention is to provide effective MNK1 and/or MNK2 inhibitors, in particular for the treatment of metabolic disorders, for example metabolic diseases, inflammatory diseases, cancer, neurodegenerative diseases and their consecutive complication and disorders.

Still a further aim of the present invention is to provide effective MNK1 and/or MNK2 inhibitors, in particular for the treatment of metabolic disorders, for example diabetes, particularly diabetes mellitus type 2, dyslipidemia and/or obesity and their consecutive complication and disorders.

A further aim of the present invention is to provide methods for treating a disease or condition mediated by the inhibition of the kinase activity of MNK1 (MNK1a or MNK1b) and/or MNK2 (MNK2a or MNK2b) and/or variants thereof in a patient.

A further aim of the present invention is to provide a pharmaceutical composition comprising at least one compound according to the invention.

A further aim of the present invention is to provide a combination of at least one compound according to the invention with one or more additional therapeutic agents.

A further aim of the present invention is to provide methods for the synthesis of new compounds, in particular sulfoximine substituted quinazoline derivatives.

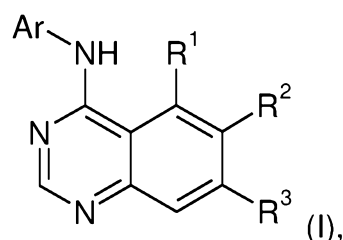
A further aim of the present invention is to provide starting and/or intermediate compounds suitable in methods for the synthesis of new compounds.

Further aims of the present invention become apparent to the one skilled in the art by the description hereinbefore and in the following and by the examples.

Summary of the Invention

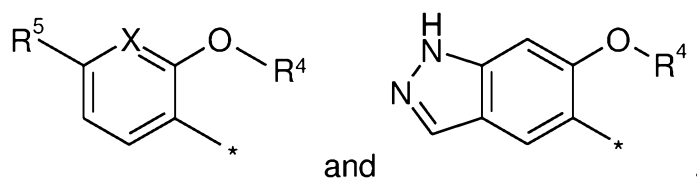
It has now been found that the compounds according to the invention described in more detail hereinafter have surprising and particularly advantageous properties, in particular as MNK1 and/or MNK2 inhibitors.

The present invention concerns compounds of the general formula I:



wherein

Ar is selected from the group Ar-G1 consisting of:



wherein X is CH or N;

R⁵ is H, halogen or CN; and

R⁴ is selected from the group R⁴-G1 consisting of:

C₁₋₆-alkyl, C₃₋₇-cycloalkyl, heterocyclyl, -(CH₂)₁₋₃-C(=O)-NH-(C₁₋₅-alkyl) and
 -(CH₂)₁₋₃-C(=O)-N(CH₃)-(C₁₋₅-alkyl);

wherein each alkyl or cycloalkyl group of R⁴ is optionally substituted with
 one or more F or one CN, OH or CF₃;

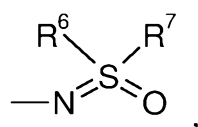
wherein each heterocyclyl is optionally substituted with one or more F
 and/or one OH or -O-(C₁₋₃-alkyl);

R¹ is selected from the group R¹-G1 consisting of halogen, C₁₋₃-alkyl and -O-(C₁₋₃-alkyl);

R² is selected from the group R²-G1 consisting of OH, -O-(C₁₋₆-alkyl), -O-(CH₂)₁₋₃-(C₃₋₇-
 cycloalkyl), -O-(CH₂)₁₋₃-O-(C₁₋₃-alkyl), -O-heterocyclyl and -O-(CH₂)₂₋₄-heterocyclyl,

wherein in the definition of R², each heterocyclyl is optionally substituted with one
 C₁₋₃-alkyl group, and wherein one CH₂ group of said heterocyclyl group of R²
 may be replaced with a carbonyl group;

R³ is selected from the group R³-G1 consisting of:



wherein R^6 is C_{1-2} -alkyl;

R^7 is selected from the group consisting of C_{1-5} -alkyl, C_{3-7} -cycloalkyl and heterocyclyl,

wherein the alkyl group of R^7 is optionally substituted with one or more F or with one OH or $-O-(C_{1-3}\text{-alkyl})$, and

wherein the heterocyclyl group of R^7 is tetrahydropyranyl; and

or wherein R^6 and R^7 together with the sulfur atom to which they are attached form a 4- to 7-membered saturated or partly unsaturated heterocycle that may be substituted in any position not adjacent to the sulfur atom by one or two F, OH or $-O-(C_{1-3}\text{-alkyl})$ or by one or two C_{1-3} -alkyl and that further to the sulfur atom may contain one additional heteroatom selected from the group consisting of O, S and NR^N ,

wherein R^N is H or C_{1-3} -alkyl,

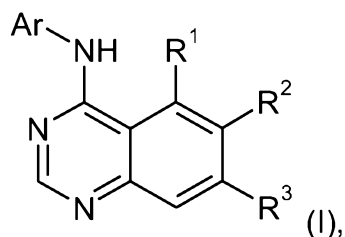
wherein, if not otherwise specified, each alkyl group in the above definitions is linear or branched and may be substituted with one to three F;

including any tautomers and stereoisomers thereof,

or a salt thereof

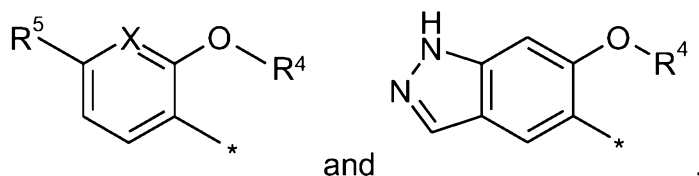
or a solvate or hydrate thereof.

In a particular embodiment there is provided a compound of formula (I)



wherein

Ar is selected from the group consisting of:



wherein X is CH or N;

10 R^5 is H, halogen or CN; and

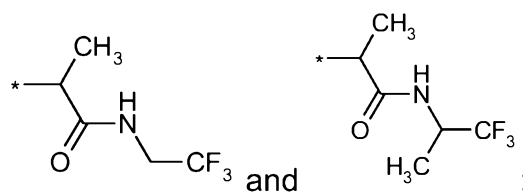
R^4 is selected from the group consisting of C_{1-6} -alkyl, C_{3-7} -cycloalkyl, heterocyclyl, $-(CH_2)_{1-3}-C(=O)-NH-(C_{1-5}-alkyl)$ and $-(CH_2)_{1-3}-C(=O)-N(CH_3)-(C_{1-5}-alkyl)$;

15 wherein each alkyl or cycloalkyl group of R^4 is optionally substituted with one or more F or one CN, OH or CF_3 ;

wherein each heterocyclyl is optionally substituted with one or more F and/or one OH or $-O-(C_{1-3}-alkyl)$;

20 or

R^4 is selected from the group consisting of

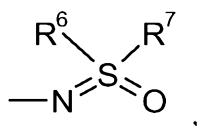


R^1 is halogen, C_{1-3} -alkyl or $-O-(C_{1-3}-alkyl)$;

25 R^2 is selected from the group consisting of OH, $-O-(C_{1-6}-alkyl)$, $-O-(CH_2)_{1-3}-(C_{3-7}-cycloalkyl)$, $-O-(CH_2)_{1-3}-O-(C_{1-3}-alkyl)$, $-O-heterocyclyl$ and $-O-(CH_2)_{2-4}-heterocyclyl$,

wherein in the definition of R^2 , each heterocyclyl is optionally substituted with one C_{1-3} -alkyl group, and wherein one CH_2 group of said heterocyclyl of R^2 may be replaced with a carbonyl group;

R^3 is selected from the group consisting of:



wherein R^6 is C_{1-2} -alkyl;

R^7 is C_{1-5} -alkyl, C_{3-7} -cycloalkyl or heterocyclyl,

wherein the alkyl group of R^7 is optionally substituted with one or more F or with one OH or $-O-(C_{1-3}\text{-alkyl})$, and

wherein the heterocyclyl group of R^7 is tetrahydropyranyl; and

or wherein R^6 and R^7 together with the sulfur atom to which they are attached form a 4- to 7-membered saturated or partly unsaturated heterocycle that may be substituted in any position not adjacent to the sulfur atom by one or two F, OH or $-O-(C_{1-3}\text{-alkyl})$ or by one or two C_{1-3} -alkyl and that further to the sulfur atom may contain one additional heteroatom selected from the group consisting of O, S and NR^N ,

wherein R^N is H or C_{1-3} -alkyl,

wherein, if not otherwise specified, each alkyl group in the above definitions is linear or branched and may be substituted with one to three F;

or a salt thereof.

If not specified otherwise, any alkyl moiety mentioned in this application may be straight-chained or branched and may be substituted with one to three F.

In a further aspect the present invention relates to processes for preparing a compound of general formula I and to new intermediate compounds in these processes.

A further aspect of the invention relates to a salt of the compounds of general formula I according to this invention, in particular to a pharmaceutically acceptable salt thereof.

In a further aspect this invention relates to a pharmaceutical composition, comprising one or more compounds of general formula I or one or more pharmaceutically acceptable salts thereof according to the invention, optionally together with one or more inert carriers and/or diluents.

In a further aspect this invention relates to a method for treating diseases or conditions which are influenced by the inhibition of the kinase activity of MNK1 (MNK1a or MNK1b) and/or MNK2 (MNK2a or MNK2b) and/or variants thereof in a patient in need thereof characterized in that a compound of general formula I or a pharmaceutically acceptable salt thereof is administered to the patient.

According to another aspect of the invention, there is provided a method for treating a metabolic disease or disorder in a patient in need thereof characterized in that a compound of general formula I or a pharmaceutically acceptable salt thereof is administered to the patient.

According to another aspect of the invention, there is provided the use of a compound of the general formula I or a pharmaceutically acceptable salt thereof for the manufacture of a medicament for a therapeutic method as described hereinbefore and hereinafter.

According to another aspect of the invention, there is provided a compound of the general formula I or a pharmaceutically acceptable salt thereof for use in a therapeutic method as described hereinbefore and hereinafter.

In a further aspect this invention relates to a method for treating a disease or condition influenced by the inhibition of the kinase activity of MNK1 (MNK1a or MNK1b) and/or

5 MNK2 (MNK2a or MNK2b) and/or variants thereof in a patient that includes the step of administering to the patient in need of such treatment a therapeutically effective amount of a compound of the general formula I or a pharmaceutically acceptable salt thereof in combination with a therapeutically effective amount of one or more additional therapeutic agents.

10 In a further aspect this invention relates to a use of a compound of the general formula I or a pharmaceutically acceptable salt thereof in combination with one or more additional therapeutic agents for the treatment of diseases or conditions which are influenced by the inhibition of the kinase activity of MNK1 (MNK1a or MNK1b) and/or MNK2 (MNK2a or MNK2b) and/or variants thereof.

15 In a further aspect this invention relates to a pharmaceutical composition which comprises a compound according to general formula I or a pharmaceutically acceptable salt thereof and one or more additional therapeutic agents, optionally together with one or more inert carriers and/or diluents.

20 Other aspects of the invention become apparent to the one skilled in the art from the specification and the experimental part as described hereinbefore and hereinafter.

DETAILED DESCRIPTION OF THE INVENTION

25 Unless otherwise stated, the groups, residues and substituents, particularly Ar, R¹, R², R³, R⁴, R⁵, R⁶, R⁷ and R^N are defined as above and hereinafter. If residues, substituents, or groups occur several times in a compound, they may have the same or different meanings. Some preferred meanings of individual groups and substituents of the compounds according to the invention will be given hereinafter. Any and each of these definitions may be combined with each other.

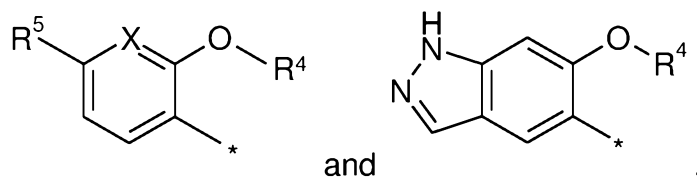
Ar:

30 Ar-G1:

According to one embodiment, the group Ar is selected from the group Ar-G1 as defined hereinbefore and hereinafter.

Ar-G2:

According to another embodiment, the group Ar is selected from the group Ar-G2 consisting of:



wherein X is CH or N;

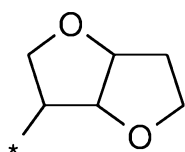
R⁵ is H, halogen or CN; and

R⁴ is selected from the group R⁴-G2 consisting of:

C₁₋₆-alkyl, C₃₋₇-cycloalkyl, heterocyclyl, -(CH₂)₁₋₃-C(=O)-NH-(C₁₋₅-alkyl) and -(CH₂)₁₋₃-C(=O)-N(CH₃)-(C₁₋₅-alkyl);

wherein each alkyl or cycloalkyl group of R⁴ is optionally substituted with one or more F or one CN, OH or CF₃;

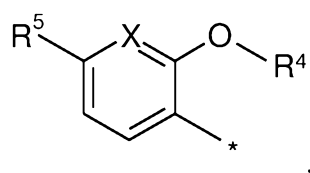
wherein in the definition of R⁴, each heterocyclyl is selected from a group consisting of tetrahydrofuranyl, tetrahydropyranyl and



and is optionally substituted with one or two F and/or OH or -O-(C₁₋₃-alkyl).

Ar-G3:

According to another embodiment, the group Ar is selected from the group Ar-G3 consisting of:



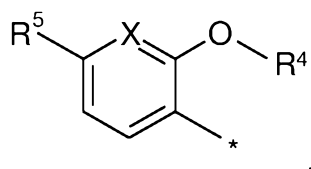
wherein X is CH or N;

R⁵ is H, F, Cl, Br or CN; and

R⁴ is as defined hereinbefore or hereinafter.

Ar-G3a:

According to another embodiment, the group Ar is selected from the group Ar-G3a consisting of:



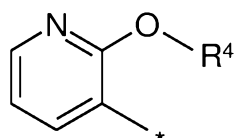
wherein X is CH or N;

R⁵ is H, F or Cl; and

R⁴ is as defined hereinbefore or hereinafter.

Ar-G4:

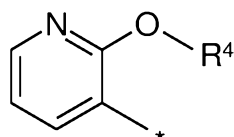
According to another embodiment, the group Ar is selected from the group Ar-G4 consisting of:



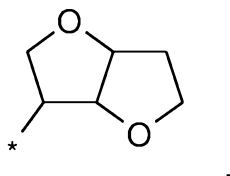
wherein R⁴ is as defined hereinbefore or hereinafter.

Ar-G4a:

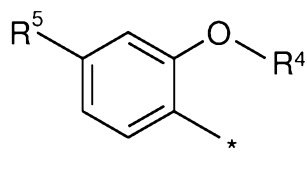
According to another embodiment, the group Ar is selected from the group Ar-G4a consisting of:



wherein R⁴ is

**Ar-G5:**

According to another embodiment, the group Ar is selected from the group Ar-G5 consisting of:

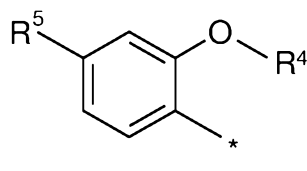


wherein R⁵ is F or Cl; and

R⁴ is as defined hereinbefore or hereinafter.

Ar-G6:

According to another embodiment, the group Ar is selected from the group Ar-G6 consisting of:

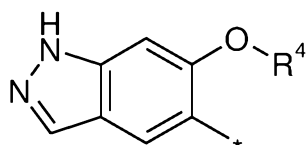


wherein R⁵ is F; and

R⁴ is as defined hereinbefore or hereinafter.

Ar-G7:

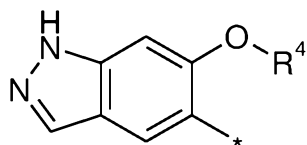
According to another embodiment, the group Ar is selected from the group Ar-G7 consisting of:



wherein R⁴ is as defined hereinbefore or hereinafter.

Ar-G7a:

According to another embodiment, the group Ar is selected from the group Ar-G7a consisting of:



wherein R⁴ is isopropyl.

R⁴:

R⁴-G1:

According to one embodiment, the group R⁴ is selected from the group R⁴-G1 as defined hereinbefore and hereinafter.

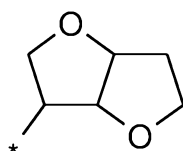
R⁴-G2:

According to another embodiment, the group R⁴ is selected from the group R⁴-G2 consisting of:

C₁₋₆-alkyl, C₃₋₇-cycloalkyl, heterocyclyl, -(CH₂)₁₋₃-C(=O)-NH-(C₁₋₅-alkyl) and
-(CH₂)₁₋₃-C(=O)-N(CH₃)-(C₁₋₅-alkyl);

wherein each alkyl or cycloalkyl group of R⁴ is optionally substituted with one or more F or one CN, OH or CF₃;

wherein in the definition of R⁴, each heterocyclyl is selected from a group consisting of tetrahydrofuranyl, tetrahydropyranyl and



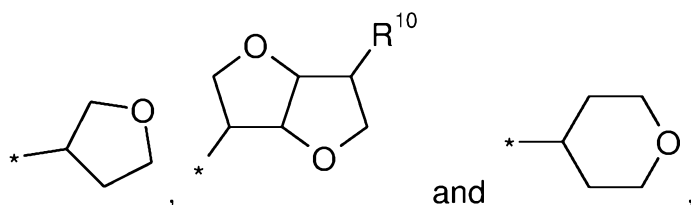
and is optionally substituted with F, OH or -O-(C₁₋₃-alkyl).

R⁴-G3:

According to another embodiment, the group R⁴ is selected from the group R⁴-G3 consisting of:

- 1) C₁₋₄-alkyl optionally substituted with one to three F,
- 2) cyclohexyl optionally substituted with OH,

3) a heterocyclic group selected from:



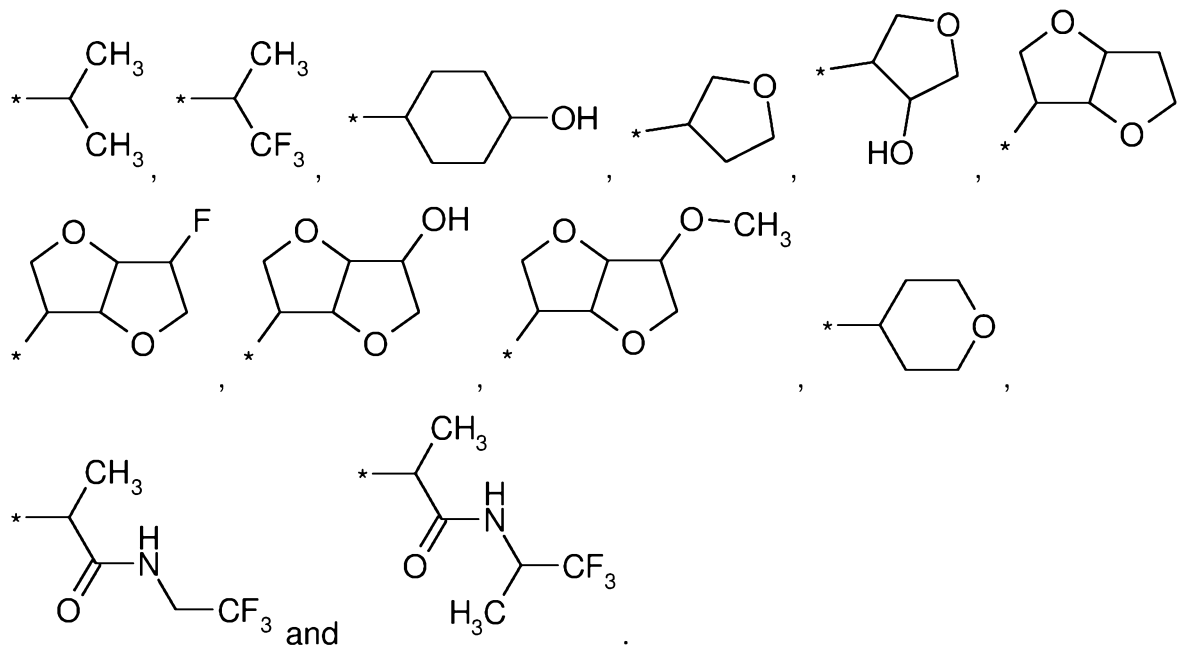
wherein R^{10} is H, F, OH or $-O-CH_3$; and

4) $-(CH_2)_{1-3}-C(=O)-NH-(C_{1-4}\text{-alkyl})$,

wherein the C_{1-3} -alkyl group linked to the nitrogen atom is optionally substituted with one to three F.

R^4 -G4:

According to another embodiment, the group R^4 is selected from the group R^4 -G4 consisting of:



R^1 :

R^1 -G1:

According to one embodiment, the group R^1 is selected from the group R^1 -G1 as defined hereinbefore and hereinafter.

R¹-G2:

According to another embodiment, the group R¹ is selected from the group R¹-G2 consisting of CH₃ and Cl.

R¹-G3:

According to another embodiment, the group R¹ is selected from the group R¹-G3 consisting of CH₃.

R²:

R²-G1:

According to one embodiment, the group R² is selected from the group R²-G1 as defined hereinbefore and hereinafter.

R²-G1a:

According to another embodiment, the group R² is selected from the group R²-G1a consisting of OH, -O-(C₁₋₆-alkyl), -O-(CH₂)₁₋₃-(C₃₋₇-cycloalkyl), -O-(CH₂)₁₋₃-O-(C₁₋₃-alkyl), -O-heterocyclyl and -O-(CH₂)₂₋₄-heterocyclyl,

wherein each heterocyclyl is selected from a group consisting of pyrrolidinyl, tetrahydrofuranyl, piperazinyl and morpholinyl, each optionally substituted with one C₁₋₃-alkyl group, and wherein one CH₂ group may be replaced with a carbonyl group.

R²-G2:

According to another embodiment, the group R² is selected from the group R²-G2 consisting of OH, -O-(C₁₋₄-alkyl), -O-CH₂-cyclopropyl, -O-(CH₂)₁₋₃-O-CH₃, -O-tetrahydrofuranyl and -O-(CH₂)₂₋₃-heterocyclyl,

wherein each heterocyclyl is selected from a group consisting of pyrrolidinyl, piperazinyl and morpholinyl, each optionally substituted with one CH₃ group, and wherein one CH₂ group of the heterocyclyl group may be replaced with a carbonyl group.

R²-G3:

According to another embodiment, the group R² is selected from the group R²-G3 consisting of OH, -O-(C₁₋₄-alkyl), -O-CH₂-cyclopropyl, -O-(CH₂)₂-O-CH₃, -O-tetrahydro-

furanyl and -O-(CH₂)₂₋₃-heterocyclyl,

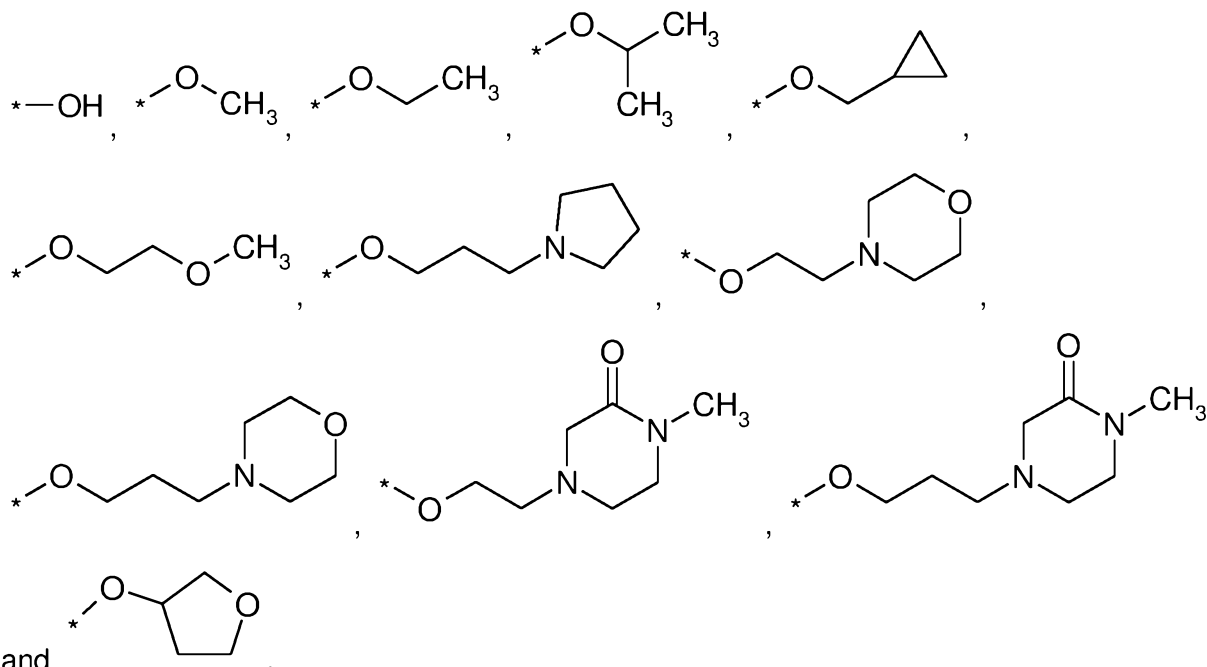
wherein each heterocyclyl is selected from a group consisting of pyrrolidinyl, piperazinyl and morpholinyl, and

wherein said piperazinyl group is optionally substituted with one CH₃ group, and/or

wherein one CH₂-group of said piperazinyl group may be replaced with a carbonyl group.

R²-G4:

According to another embodiment, the group R² is selected from the group R²-G4 consisting of:

**R²-G5:**

According to another embodiment, the group R² is selected from the group R²-G5 consisting of -O-CH₃.

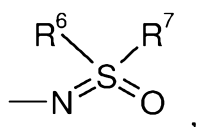
R³:

R³-G1:

According to one embodiment, the group R³ is selected from the group R³-G1 as defined hereinbefore and hereinafter.

R³-G2:

According to another embodiment, the group R³ is selected from the group R³-G2 consisting of:



wherein R⁶ is CH₃;

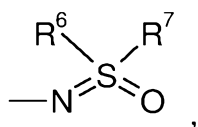
R⁷ is selected from the group consisting of C₁₋₅-alkyl, cyclopropyl and tetrahydropyranyl,

wherein the alkyl group of R⁷ is optionally substituted with one OH or —O-CH₃, and

or wherein R⁶ and R⁷ together with the sulfur atom to which they are attached form a 4- to 6-membered saturated heterocycle that may be substituted in any position not adjacent to the sulfur atom by one OH or —O-CH₃ or by one or two CH₃ and that further to the sulfur atom may contain one additional heteroatom selected from the group consisting of O and NH.

R³-G2a:

According to another embodiment, the group R³ is selected from the group R³-G2a consisting of:



wherein R⁶ is CH₃;

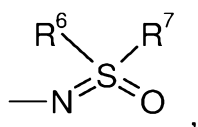
R⁷ is selected from the group consisting of C₁₋₅-alkyl, cyclopropyl and tetrahydropyranyl,

wherein the alkyl group of R⁷ is optionally substituted with one OH.

Preferably, R⁶ and R⁷ are each methyl.

R³-G2b:

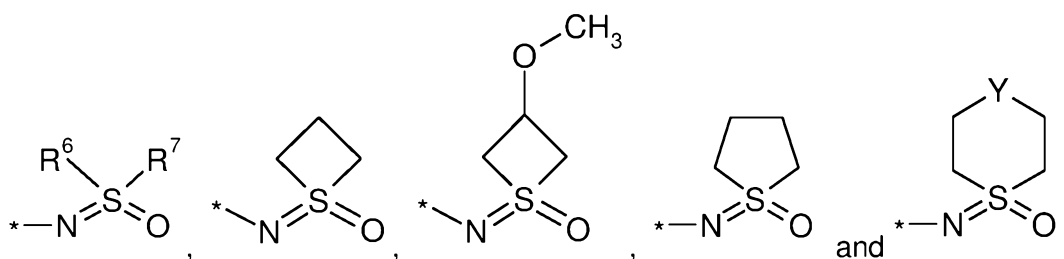
According to another embodiment, the group R³ is selected from the group R³-G2b consisting of:



wherein R⁶ and R⁷ together with the sulfur atom to which they are attached form a 4- to 6-membered saturated heterocycle that may be substituted in any position not adjacent to the sulfur atom by one OH or -O-CH₃ and that further to the sulfur atom may contain one additional heteroatom selected from the group consisting of O and NH.

R³-G3:

According to another embodiment, the group R³ is selected from the group R³-G3 consisting of:



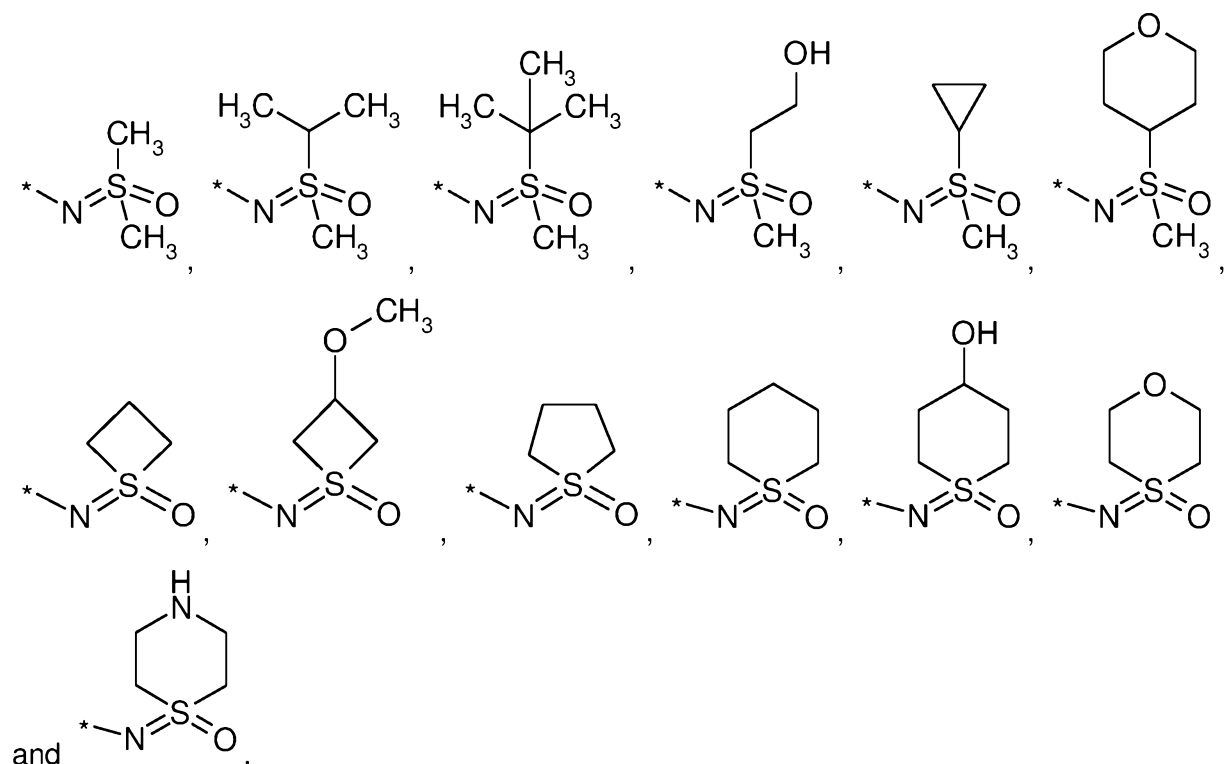
wherein R⁶ is CH₃;

R⁷ is C₁₋₄-alkyl, cyclopropyl, -CH₂-CH₂-OH or tetrahydropyranyl; and

Y is CH₂, CH(OH), O or NH.

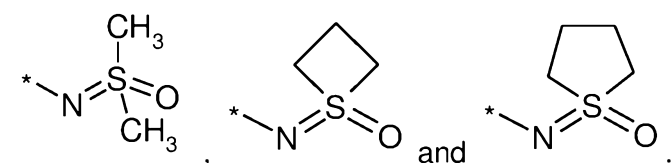
R³-G4:

According to another embodiment, the group R³ is selected from the group R³-G4 consisting of:



R³-G5:

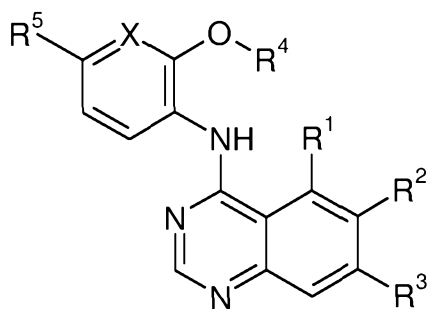
According to another embodiment, the group R³ is selected from the group R³-G5 consisting of:



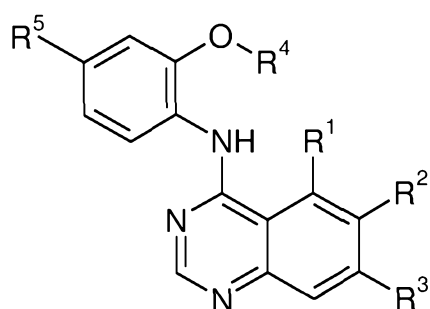
The following preferred embodiments of compounds of the formula I are described using generic formulae I.1 to I.3, wherein any tautomers and stereoisomers, solvates,

hydrates and salts thereof, in particular the pharmaceutically acceptable salts thereof, are encompassed.

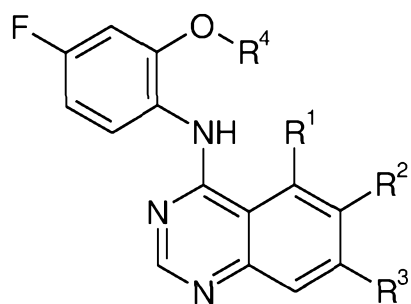
I.1



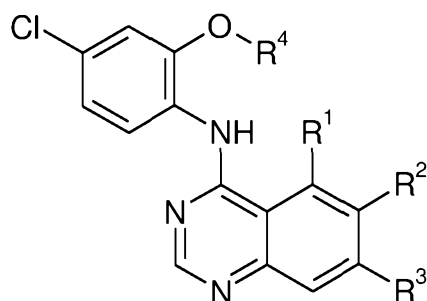
I.2



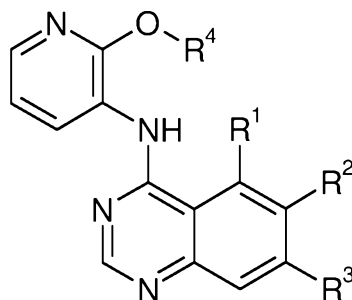
I.2a



(I.2b)



I.3



wherein the variables R^1 , R^2 , R^3 , R^4 , R^5 and X are defined as hereinbefore and hereinafter.

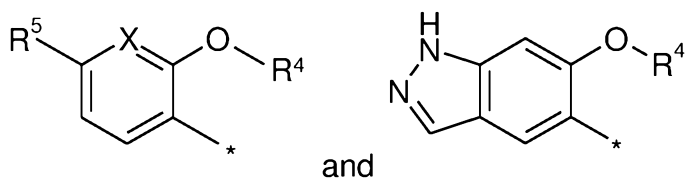
5 Examples of preferred subgeneric embodiments according to the present invention are set forth in the following table, wherein each substituent group of each embodiment is defined according to the definitions set forth hereinbefore and wherein all other substituents of the formula I are defined according to the definitions set forth hereinbefore:

Embodiment	Ar	R^4	R^1	R^2	R^3
E-1	Ar-G1	R^4 -G1	R^1 -G1	R^2 -G1	R^3 -G1
E-2	Ar-G2	-	R^1 -G2	R^2 -G2	R^3 -G1
E-3	Ar-G2	-	R^1 -G2	R^2 -G2	R^3 -G2
E-4	Ar-G2	-	R^1 -G2	R^2 -G2	R^3 -G2a
E-5	Ar-G2	-	R^1 -G2	R^2 -G2	R^3 -G2b
E-6	Ar-G2	-	R^1 -G2	R^2 -G3	R^3 -G2a
E-7	Ar-G2	-	R^1 -G2	R^2 -G3	R^3 -G2b
E-8	Ar-G2	-	R^1 -G2	R^2 -G2	R^3 -G3
E-9	Ar-G2	-	R^1 -G2	R^2 -G3	R^3 -G3
E-10	Ar-G2	-	R^1 -G2	R^2 -G4	R^3 -G3
E-11	Ar-G2	-	R^1 -G2	R^2 -G5	R^3 -G3
E-12	Ar-G2	-	R^1 -G2	R^2 -G2	R^3 -G4
E-13	Ar-G2	-	R^1 -G2	R^2 -G3	R^3 -G4
E-14	Ar-G2	-	R^1 -G2	R^2 -G4	R^3 -G4
E-15	Ar-G2	-	R^1 -G2	R^2 -G5	R^3 -G4
E-16	Ar-G2	-	R^1 -G2	R^2 -G2	R^3 -G5
E-17	Ar-G2	-	R^1 -G2	R^2 -G3	R^3 -G5

Embodiment	Ar	R ⁴	R ¹	R ²	R ³
E-18	Ar-G2	-	R ¹ -G2	R ² -G4	R ³ -G5
E-19	Ar-G2	-	R ¹ -G2	R ² -G5	R ³ -G5
E-20	Ar-G3	R ⁴ -G2	R ¹ -G2	R ² -G2	R ³ -G2
E-21	Ar-G3	R ⁴ -G3	R ¹ -G2	R ² -G2	R ³ -G2
E-22	Ar-G3	R ⁴ -G4	R ¹ -G2	R ² -G2	R ³ -G2
E-23	Ar-G3a	R ⁴ -G2	R ¹ -G2	R ² -G2	R ³ -G2
E-24	Ar-G3a	R ⁴ -G3	R ¹ -G2	R ² -G2	R ³ -G2
E-25	Ar-G3a	R ⁴ -G4	R ¹ -G2	R ² -G2	R ³ -G2
E-26	Ar-G4a	-	R ¹ -G3	R ² -G5	R ³ -G4
E-27	Ar-G4a	-	R ¹ -G3	R ² -G5	R ³ -G5
E-28	Ar-G5	R ⁴ -G2	R ¹ -G2	R ² -G2	R ³ -G2
E-29	Ar-G5	R ⁴ -G3	R ¹ -G2	R ² -G2	R ³ -G2
E-30	Ar-G5	R ⁴ -G4	R ¹ -G2	R ² -G3	R ³ -G2
E-31	Ar-G5	R ⁴ -G4	R ¹ -G3	R ² -G4	R ³ -G2
E-32	Ar-G5	R ⁴ -G4	R ¹ -G3	R ² -G5	R ³ -G3
E-33	Ar-G6	R ⁴ -G2	R ¹ -G2	R ² -G2	R ³ -G2
E-34	Ar-G6	R ⁴ -G3	R ¹ -G2	R ² -G2	R ³ -G2
E-35	Ar-G6	R ⁴ -G4	R ¹ -G2	R ² -G3	R ³ -G2
E-36	Ar-G6	R ⁴ -G4	R ¹ -G3	R ² -G4	R ³ -G2
E-37	Ar-G6	R ⁴ -G4	R ¹ -G3	R ² -G5	R ³ -G3
E-38	Ar-G6	R ⁴ -G4	R ¹ -G3	R ² -G5	R ³ -G4
E-39	Ar-G6	R ⁴ -G4	R ¹ -G3	R ² -G5	R ³ -G5
E-40	Ar-G7	R ⁴ -G4	R ¹ -G3	R ² -G5	R ³ -G5
E-41	Ar-G7	<i>i</i> -Pr	R ¹ -G3	R ² -G5	R ³ -G5

One embodiment of the invention concerns those compounds of formula (I), wherein

- 5 Ar is selected from the group Ar-G2 consisting of:



wherein X is CH or N;

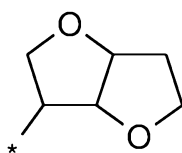
R⁵ is H, halogen or CN; and

R⁴ is selected from the group R⁴-G2 consisting of:

C₁₋₆-alkyl, C₃₋₇-cycloalkyl, heterocyclyl, -(CH₂)₁₋₃-C(=O)-NH-(C₁₋₅-alkyl) and -(CH₂)₁₋₃-C(=O)-N(CH₃)-(C₁₋₅-alkyl);

wherein each alkyl or cycloalkyl group of R⁴ is optionally substituted with one or more F or one CN, OH or CF₃;

wherein in the definition of R⁴, each heterocyclyl is selected from a group consisting of tetrahydrofuranyl, tetrahydropyranyl and



and is optionally substituted with F, OH or -O-(C₁₋₃-alkyl);

R¹ is selected from the group R¹-G2 consisting of CH₃ and Cl;

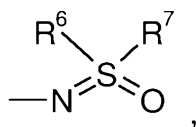
R² is selected from the group R²-G2 consisting of:

OH, -O-(C₁₋₄-alkyl), -O-CH₂-cyclopropyl, -O-(CH₂)₁₋₃-O-CH₃, -O-tetrahydrofuranyl and -O-(CH₂)₂₋₃-heterocyclyl,

wherein each heterocyclyl is selected from a group consisting of pyrrolidinyl, piperazinyl and morpholinyl, each optionally substituted with one CH₃ group, and wherein one CH₂ group of the heterocyclyl group may be replaced with a carbonyl group;

and

R³ is selected from the group R³-G2 consisting of:



wherein R^6 is CH_3 ;

R^7 is selected from the group consisting of C_{1-5} -alkyl, cyclopropyl and tetrahydropyranyl,

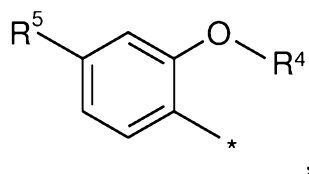
wherein the alkyl group of R^7 is optionally substituted with one OH or $-\text{O}-\text{CH}_3$, and

or wherein R^6 and R^7 together with the sulfur atom to which they are attached form a 4- to 6-membered saturated heterocycle that may be substituted in any position not adjacent to the sulfur atom by one OH or $-\text{O}-\text{CH}_3$ and that further to the sulfur atom may contain one additional heteroatom selected from the group consisting of O and NH;

and the pharmaceutically acceptable salts thereof.

Another embodiment of the invention concerns those compounds of formula (I), wherein

Ar is selected from the group Ar-G5 consisting of:

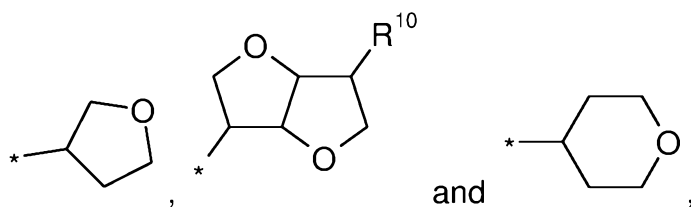


wherein R^5 is F or Cl; and

R^4 is selected from the group R^4 -G3 consisting of:

- 1) C_{1-4} -alkyl optionally substituted with one to three F,
- 2) cyclohexyl optionally substituted with OH,

3) a heterocyclic group selected from:



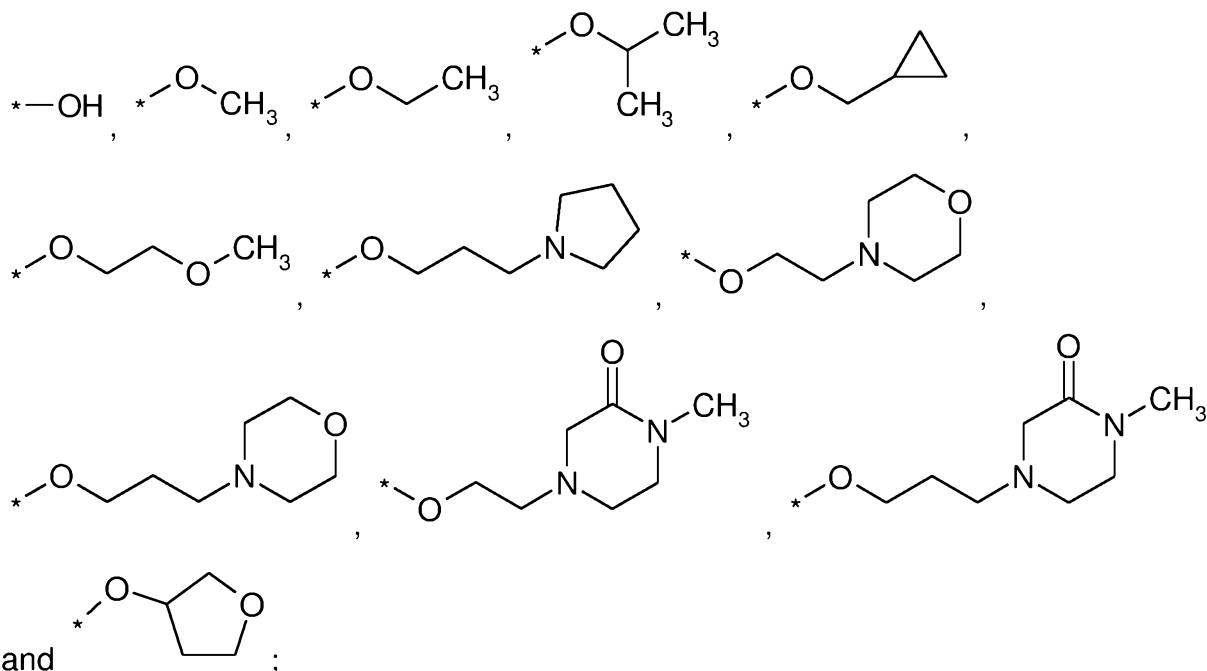
wherein R^{10} is H, F, OH or $-O-CH_3$; and

4) $-(CH_2)_{1-3}-C(=O)-NH-(C_{1-4}-alkyl)$,

wherein the C_{1-3} -alkyl group linked to the nitrogen atom is optionally substituted with one to three F;

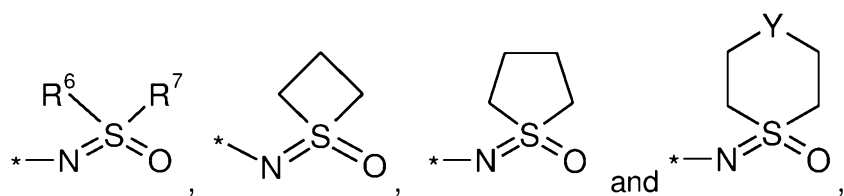
R^1 is selected from the group R^1 -G2 consisting of CH_3 and Cl;

R^2 is selected from the group R^2 -G4 consisting of:



and

R^3 is selected from the group R^3 -G3 consisting of:



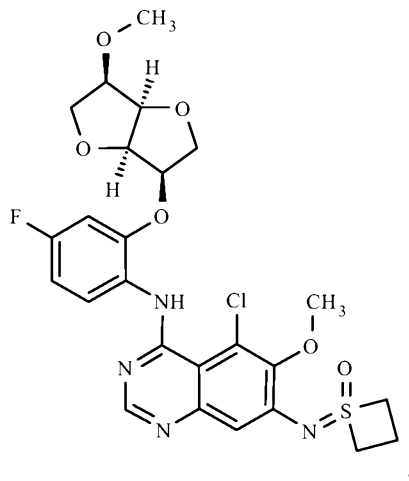
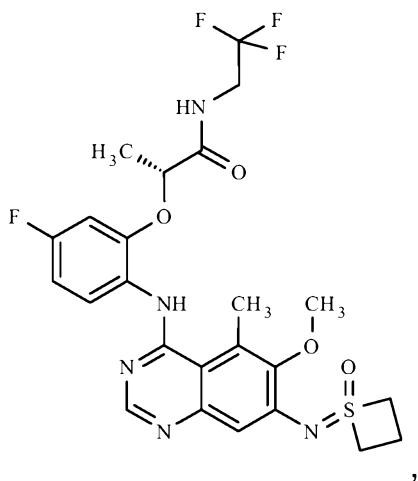
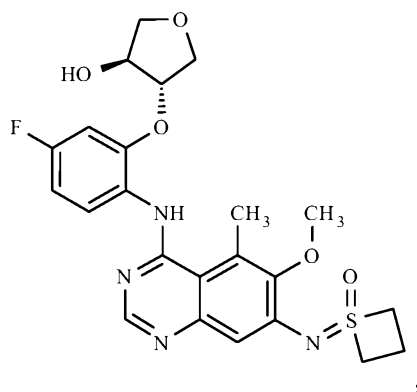
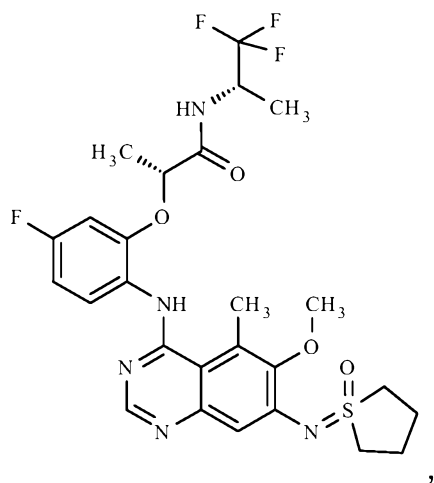
wherein R^6 is CH_3 ;

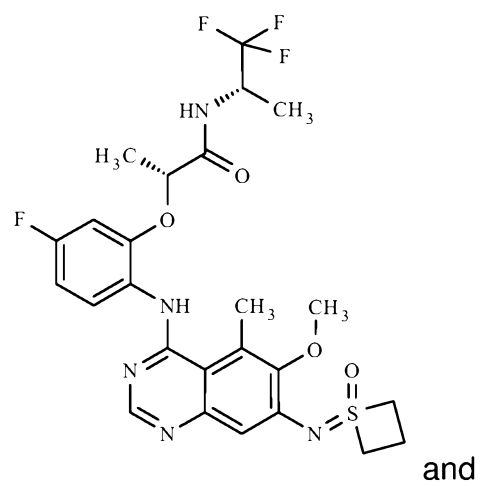
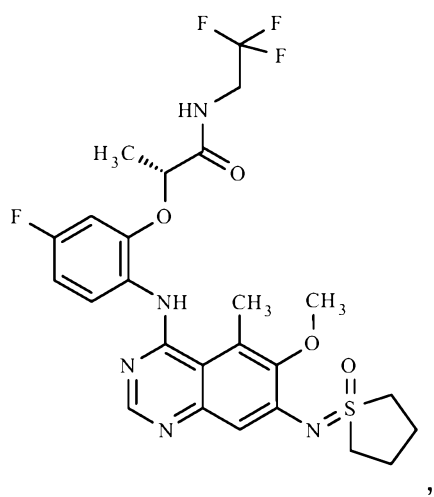
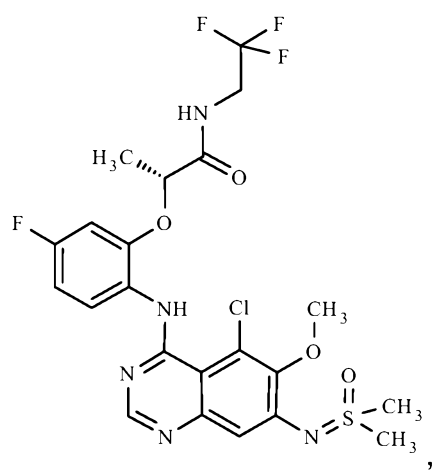
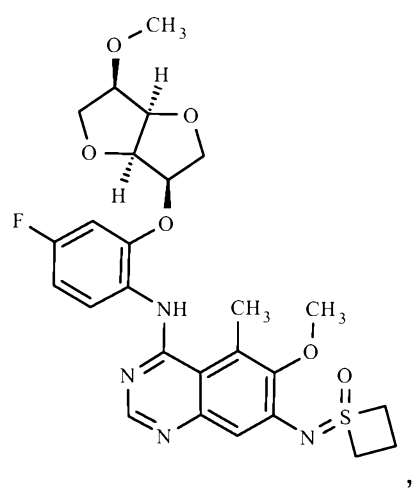
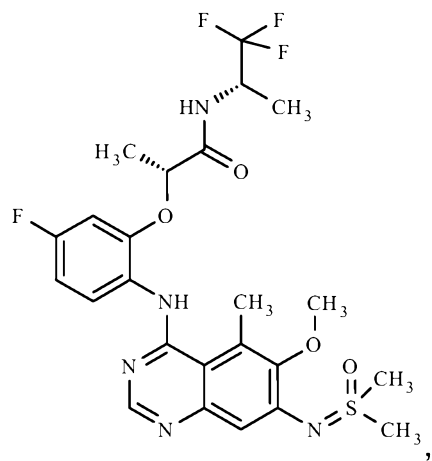
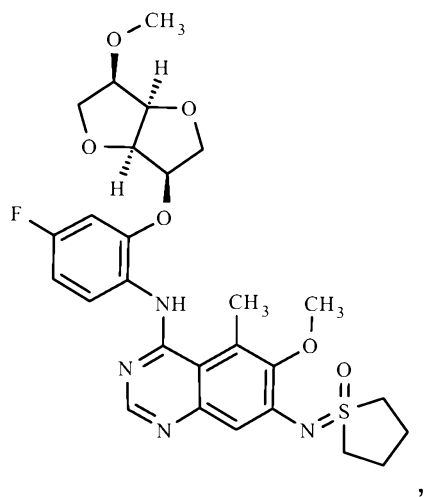
R^7 is C_{1-4} -alkyl, cyclopropyl, $-\text{CH}_2-\text{CH}_2-\text{OH}$ or tetrahydropyranyl; and

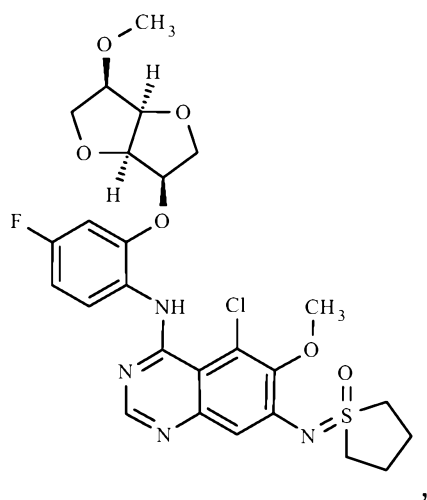
Y is CH_2 , $\text{CH}(\text{OH})$, O or NH ;

and the pharmaceutically acceptable salts thereof.

Preferred examples for compounds of formula I are:







or a pharmaceutically acceptable salt thereof.

Particularly preferred compounds, including their tautomers and stereoisomers, the salts thereof, or any solvates or hydrates thereof, are described in the experimental section hereinafter.

The compounds according to the invention and their intermediates may be obtained using methods of synthesis which are known to the one skilled in the art and described in the literature of organic synthesis. Preferably the compounds are obtained analogously to the methods of preparation explained more fully hereinafter, in particular as described in the experimental section. In some cases the sequence adopted in carrying out the reaction schemes may be varied. Variants of these reactions that are known to one skilled in the art but are not described in detail here may also be used.

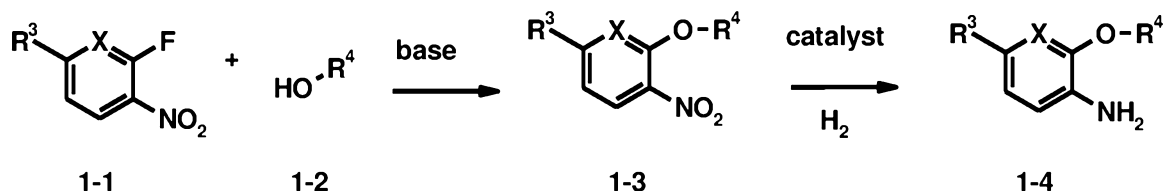
The general processes for preparing the compounds according to the invention will become apparent to a person skilled in the art on studying the schemes that follow. Starting compounds are commercially available or may be prepared by methods that are described in the literature or herein, or may be prepared in an analogous or similar manner. Before the reaction is carried out any corresponding functional groups in the compounds may be protected using conventional protecting groups. These protecting groups may be cleaved again at a suitable stage within the reaction sequence using methods familiar to a person skilled in the art.

Typical methods of preparing the compounds of the invention are described in the experimental section.

The potent inhibitory effect of the compounds of the invention can be determined by in vitro enzyme assays as described in the experimental section.

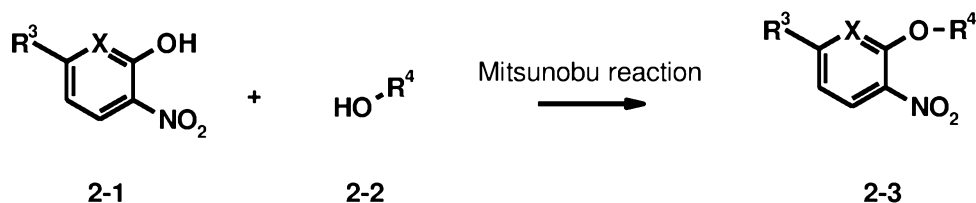
The compounds of the present invention may also be made by methods known in the art including those described below and including variations within the skill of the art.

Scheme 1:



Compounds of the general formula 1-3, wherein X, R³ and R⁴ are as previously defined, can be prepared via the process outlined in Scheme 1 using a compound of the general formula 1-1, wherein X and R³ are as previously defined, with an alcohol of the general formula 1-2, wherein R⁴ is as previously defined, in presence of a base in appropriate solvents such as THF or DMF at a temperature between 0 °C and 150 °C. As a base sodium hydride or lithium hexamethyldisilazane may be used. Hydrogenation of a compound of the general formula 1-3, wherein X, R³ and R⁴ are as previously defined, in order to obtain a compound of the general formula 1-4, wherein X, R³ and R⁴ are as previously defined, may be achieved in the presence of hydrogen and a catalyst such as palladium or Raney nickel in an appropriate solvent. Hydrogen can be introduced as a gas or stem from a hydrogen source such as ammonium formate. Alternatively, other reducing agents such as Iron, SnCl₂ or TiCl₃ can be utilized to prepare a compound of the general formular 1-4 from 1-3.

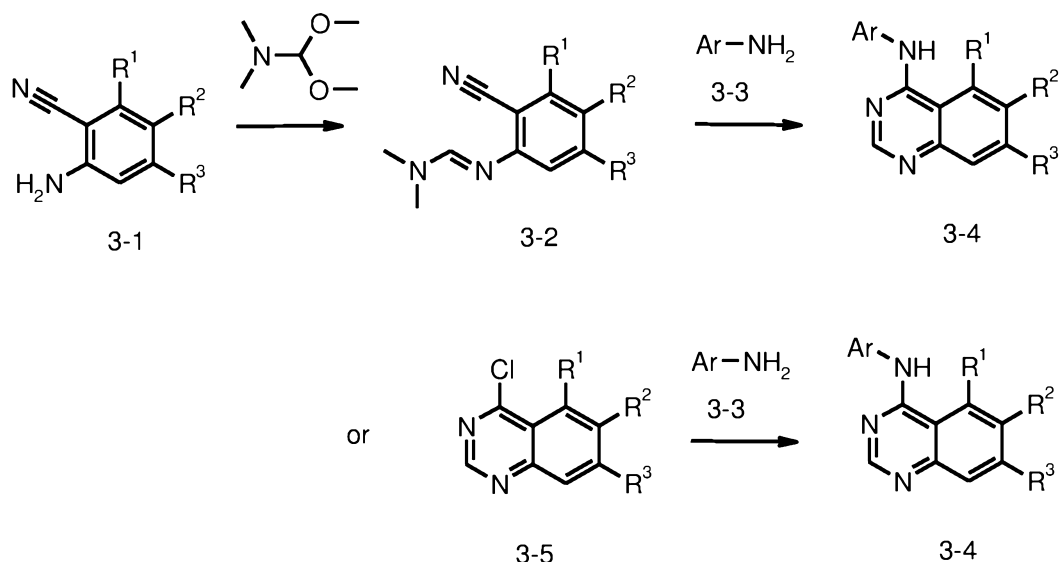
Scheme 2:



As described in Scheme 2 compounds of the general formula 2-3, wherein X, R³ and R⁴ are as previously defined, may be obtained by Mitsunobu reaction of a compound with the general formula 2-1, wherein X, R³ are as previously defined, with an alcohol of the

general formula **2-2**, wherein R^4 is as previously defined, in the presence of a tertiary phosphine such as triphenylphosphine and an dialkylazodicarboxylate such as diethylazodicarboxylate, diisopropylazodicarboxylate or di-tertbutylazodicarboxylate in a solvent such as THF at temperatures between -10°C and 80°C , preferably between 0°C and 30°C .

Scheme 3:

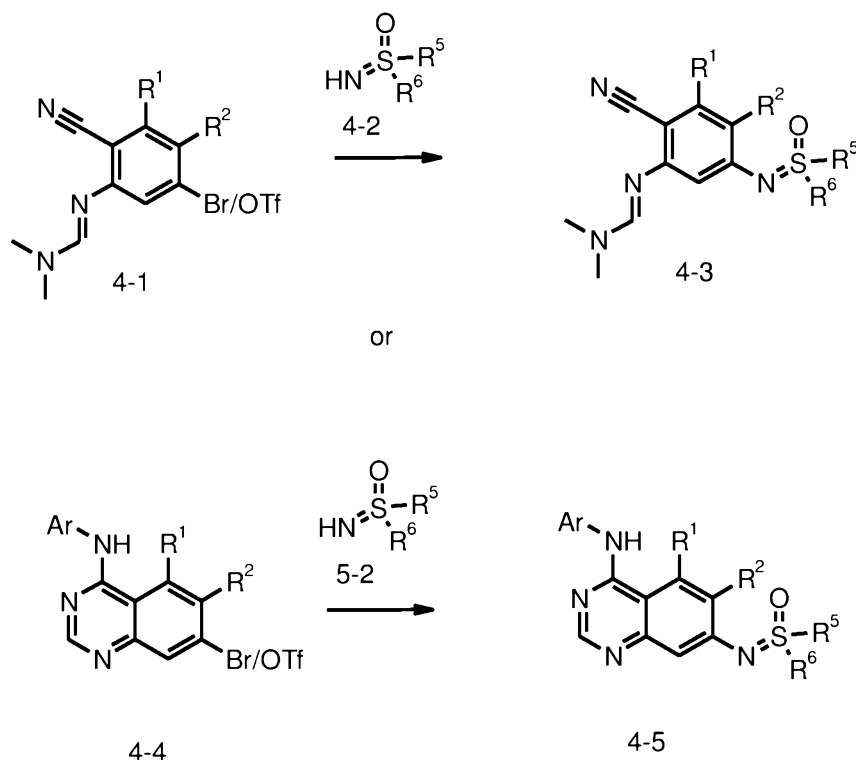


4, 5, 6, 7-substituted quinazolines of the general formula 3-4, wherein Ar, R^1 , R^2 and R^3 are as previously defined, may be prepared as shown in scheme 3. Substituted antranilonitriles of the general formula 3-1, wherein R^1 , R^2 and R^3 are as previously defined, may react with N,N-dimethylformamide dimethyl acetal under reflux. The resulting formamidines of the general formula 3-2, wherein R^1 , R^2 and R^3 are as previously defined, may be condensed with primary aromatic amines of the general formula 3-3, wherein Ar are as previously defined, in acetic acid (*J. Med. Chem.*, **2010**, 53 (7), 2892–2901). Dioxane can be used as cosolvent in this reaction. Alternatively, 4-chloro quinazolines of the general formula 3-5 wherein R^1 , R^2 and R^3 are as previously defined, may be condensed with primary aromatic amines of the general formula 3-3, wherein Ar are as previously defined in an inert solvent like dioxane.

The sulphoximine-substituent of the general formula 4-2, wherein R^5 and R^6 are as previously defined, may be introduced as shown in Scheme 4 by Pd or Cu-catalyzed coupling reactions from the corresponding bromo or trifluoromethanesulfonate-

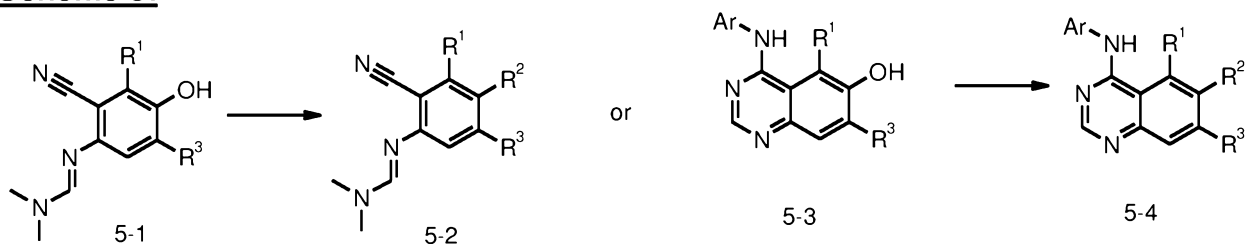
derivatives of the general formula 4-1 or 4-4, wherein Ar, R¹ and R² are as previously defined.

Scheme 4:

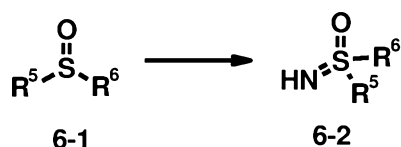


- 5 For the palladium catalyzed coupling one of the following reaction conditions may be used Pd(OAc)₂, BINAP, Cs₂CO₃ in toluene as solvent (*J. Org. Chem.*, **2000**, 65 (1), 169–175), or Pd₂dba₃, 2-(di-*t*-butylphosphino) biphenyl, NaO^{*t*}Bu in dioxane or DMF as solvent (cf. WO 2008/141843 A1).
- 10 The substituent R² may be introduced by alkylation of the corresponding phenols of the general formula 5-1 or 5-3, wherein Ar, R¹ and R³ are as previously defined, using a suitable base in an inert solvent like K₂CO₃ in DMF.

Scheme 5:



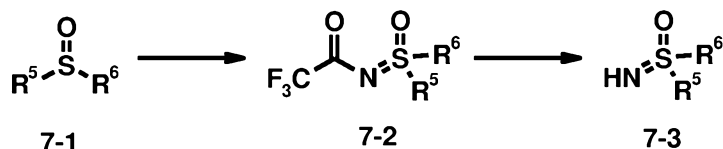
Scheme 6:



Sulfoximines of the general formula **6-2**, wherein R^5 and R^6 are as previously defined, may be prepared from the corresponding sulfoxides of the general formula **6-1**, wherein R^5 and R^6 are as previously defined, by reaction with o-mesitylenesulfonylhydroxylamine (MSH) in presence of a suitable solvent like dichlormethane.

As shown in scheme 7 sulfoxides of the general formula **7-1**, wherein R^5 and R^6 are as previously defined, may be reacted with trifluoroacetamide in the presence of $\text{PhI}(\text{OAc})_2$, $\text{Rh}_2(\text{OAc})_4$, and MgO in a suitable solvent like dichlormethane to form compounds of the general formula **7-2**, wherein R^5 and R^6 are as previously defined.

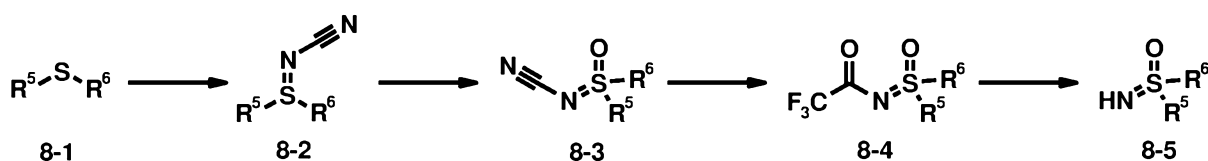
Scheme 7:



Sulfoximines of the general formula **7-3**, wherein R^5 and R^6 are as previously defined, may be prepared by saponification of compounds of the general formula **7-2**, wherein R^5 and R^6 are as previously defined (*Org. Lett.*, **2004**, 6 (8), 1305–1307). Alternatively, other suitable protecting groups and Iron as catalyst can be utilized (*Org. Lett.*, **2006**, 8 (11), 2349–2352).

In scheme 8 a general synthesis of sulfoximines of the general formula **8-5**, wherein R^5 and R^6 are as previously defined, is described.

Scheme 8:



Starting from the thioethers of the general formula **8-1**, wherein R⁵ and R⁶ are as previously defined, the corresponding N-cyano sulfilimines of the general formula **8-2**, wherein R⁵ and R⁶ are as previously defined, may be prepared by reaction with cyanamide in the presence of a base like NaO^tBu or KO^tBu and NBS or I₂ in a suitable solvent like methanol. The sulfilimines of the general formula **8-2**, wherein R⁵ and R⁶ are as previously defined, are oxidized to the N-cyanosulfoximines of the general formula **8-3**, wherein R⁵ and R⁶ are as previously defined. After removal of the N-cyano group the N-trifluoroacetylsulfoximines of the general formula **8-4**, wherein R⁵ and R⁶ are as previously defined, may be obtained. After removal of the trifluoroacetyl moiety, the NH-free sulfoximines of the general formula **8-5**, wherein R⁵ and R⁶ are as previously defined, can be obtained (*Org. Lett.*, **2007**, 9 (19), 3809-3811).

Terms and definitions

Terms not specifically defined herein should be given the meanings that would be given to them by one skilled in the art in light of the disclosure and the context. As used in the specification, however, unless specified to the contrary, the following terms have the meaning indicated and the following conventions are adhered to.

The terms "compound(s) according to this invention", "compound(s) of formula I", "compound(s) of the invention" and the like denote the compounds of the formula I according to the present invention including their tautomers, stereoisomers and mixtures thereof and the salts thereof, in particular the pharmaceutically acceptable salts thereof, and the solvates and hydrates of such compounds, including the solvates and hydrates of such tautomers, stereoisomers and salts thereof.

The terms "treatment" and "treating" embraces both preventative, i.e. prophylactic, or therapeutic, i.e. curative and/or palliative, treatment. Thus the terms "treatment" and "treating" comprise therapeutic treatment of patients having already developed said condition, in particular in manifest form. Therapeutic treatment may be symptomatic treatment in order to relieve the symptoms of the specific indication or causal treatment in order to reverse or partially reverse the conditions of the indication or to stop or slow down progression of the disease. Thus the compositions and methods of the present invention may be used for instance as therapeutic treatment over a period of time as

well as for chronic therapy. In addition the terms "treatment" and "treating" comprise prophylactic treatment, i.e. a treatment of patients at risk to develop a condition mentioned hereinbefore, thus reducing said risk.

5 When this invention refers to patients requiring treatment, it relates primarily to treatment in mammals, in particular humans.

10 The term "therapeutically effective amount" means an amount of a compound of the present invention that (i) treats or prevents the particular disease or condition, (ii) attenuates, ameliorates, or eliminates one or more symptoms of the particular disease or condition, or (iii) prevents or delays the onset of one or more symptoms of the particular disease or condition described herein.

15 The terms "mediated" or "mediating" or "mediate", as used herein, unless otherwise indicated, refers to the (i) treatment, including prevention of the particular disease or condition, (ii) attenuation, amelioration, or elimination of one or more symptoms of the particular disease or condition, or (iii) prevention or delay of the onset of one or more symptoms of the particular disease or condition described herein.

20 The term "substituted" as used herein, means that any one or more hydrogens on the designated atom, radical or moiety is replaced with a selection from the indicated group, provided that the atom's normal valence is not exceeded, and that the substitution results in an acceptably stable compound.

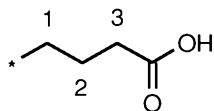
25 In the groups, radicals, or moieties defined below, the number of carbon atoms is often specified preceding the group, for example, C₁₋₆-alkyl means an alkyl group or radical having 1 to 6 carbon atoms. In general, for groups comprising two or more subgroups, the last named subgroup is the radical attachment point, for example, the substituent "aryl-C₁₋₃-alkyl-" means an aryl group which is bound to a C₁₋₃-alkyl-group, the latter of
30 which is bound to the core or to the group to which the substituent is attached.

In case a compound of the present invention is depicted in form of a chemical name and as a formula in case of any discrepancy the formula shall prevail.

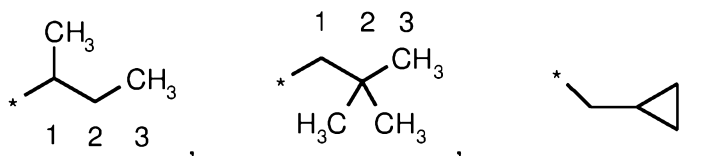
An asterisk may be used in sub-formulas to indicate the bond which is connected to the core molecule as defined.

The numeration of the atoms of a substituent starts with the atom which is closest to the core or the group to which the substituent is attached.

For example, the term "3-carboxypropyl-group" represents the following substituent:



wherein the carboxy group is attached to the third carbon atom of the propyl group. The terms "1-methylpropyl-", "2,2-dimethylpropyl-" or "cyclopropylmethyl-" group represent the following groups:



The asterisk may be used in sub-formulas to indicate the bond which is connected to the core molecule as defined.

In a definition of a group the term "wherein each X, Y and Z group is optionally substituted with" and the like denotes that each group X, each group Y and each group Z either each as a separate group or each as part of a composed group may be substituted as defined. For example a definition " R^{ex} denotes H, C_{1-3} -alkyl, C_{3-6} -cycloalkyl, C_{3-6} -cycloalkyl- C_{1-3} -alkyl or C_{1-3} -alkyl-O-, wherein each alkyl group is optionally substituted with one or more L^{ex} " or the like means that in each of the beforementioned groups which comprise the term alkyl, i.e. in each of the groups C_{1-3} -alkyl, C_{3-6} -cycloalkyl- C_{1-3} -alkyl and C_{1-3} -alkyl-O-, the alkyl moiety may be substituted with L^{ex} as defined.

Unless specifically indicated, throughout the specification and the appended claims, a given chemical formula or name shall encompass tautomers and all stereo-, optical and geometrical isomers (e.g. enantiomers, diastereomers, E/Z isomers etc...) and

racemates thereof as well as mixtures in different proportions of the separate enantiomers, mixtures of diastereomers, or mixtures of any of the foregoing forms where such isomers and enantiomers exist, as well as salts, including pharmaceutically acceptable salts thereof and solvates thereof such as for instance hydrates including solvates of the free compounds or solvates of a salt of the compound.

The phrase "pharmaceutically acceptable" is employed herein to refer to those compounds, materials, compositions and/or dosage forms which are, within the scope of sound medical judgment, suitable for use in contact with the tissues of human beings and animals without excessive toxicity, irritation, allergic response, or other problem or complication, and commensurate with a reasonable benefit/risk ratio.

As used herein, "pharmaceutically acceptable salts" refer to derivatives of the disclosed compounds wherein the parent compound is modified by making pharmaceutically acceptable acid or base salts thereof.

Salts of acids which are useful, for example, for purifying or isolating the compounds of the present invention are also part of the invention.

The term halogen generally denotes fluorine, chlorine, bromine and iodine.

The term "C_{1-n}-alkyl", wherein n is an integer from 2 to n, either alone or in combination with another radical denotes an acyclic, saturated, branched or linear hydrocarbon radical with 1 to n C atoms. For example, the term C₁₋₅-alkyl embraces the radicals H₃C-, H₃C-CH₂-, H₃C-CH₂-CH₂-, H₃C-CH(CH₃)-, H₃C-CH₂-CH₂-CH₂-, H₃C-CH₂-CH(CH₃)-, H₃C-CH(CH₃)-CH₂-, H₃C-C(CH₃)₂-, H₃C-CH₂-CH₂-CH₂-CH₂-, H₃C-CH₂-CH₂-CH(CH₃)-, H₃C-CH₂-CH(CH₃)-CH₂-, H₃C-CH(CH₃)-CH₂-CH₂-, H₃C-CH₂-C(CH₃)₂-, H₃C-C(CH₃)₂-CH₂-, H₃C-CH(CH₃)-CH(CH₃)- and H₃C-CH₂-CH(CH₂CH₃)-.

The term "C_{1-n}-alkylene" wherein n is an integer from 2 to n, either alone or in combination with another radical, denotes an acyclic, straight-chain or branched divalent alkyl radical containing from 1 to n carbon atoms. For example, the term C₁₋₄-alkylene includes -(CH₂)-, -(CH₂-CH₂)-, -(CH(CH₃))-, -(CH₂-CH₂-CH₂)-, -(C(CH₃)₂)-, -

(CH(CH₂CH₃))- , -(CH(CH₃)-CH₂)-, -(CH₂-CH(CH₃))-, -(CH₂-CH₂-CH₂-CH₂)-, -(CH₂-CH₂-CH(CH₃))-, -(CH(CH₃)-CH₂-CH₂)-, -(CH₂-CH(CH₃)-CH₂)-, -(CH₂-C(CH₃)₂)-, -(C(CH₃)₂-CH₂)-, -(CH(CH₃)-CH(CH₃))-, -(CH₂-CH(CH₂CH₃))-, -(CH(CH₂CH₃)-CH₂)-, -(CH(CH₂CH₂CH₃))- , -(CHCH(CH₃)₂)- and -C(CH₃)(CH₂CH₃)-.

The term "C_{2-n}-alkenyl", is used for a group as defined in the definition for "C_{1-n}-alkyl" with at least two carbon atoms, if at least two of those carbon atoms of said group are bonded to each other by a double bond. For example the term C₂₋₃-alkenyl includes -CH=CH₂, -CH=CH-CH₃, -CH₂-CH=CH₂.

The term "C_{2-n}-alkenylene" is used for a group as defined in the definition for "C_{1-n}-alkylene" with at least two carbon atoms, if at least two of those carbon atoms of said group are bonded to each other by a double bond. For example the term C₂₋₃-alkenylene includes -CH=CH-, -CH=CH-CH₂-, -CH₂-CH=CH-.

The term "C_{2-n}-alkynyl", is used for a group as defined in the definition for "C_{1-n}-alkyl" with at least two carbon atoms, if at least two of those carbon atoms of said group are bonded to each other by a triple bond. For example the term C₂₋₃-alkynyl includes -C≡CH, -C≡C-CH₃, -CH₂-C≡CH.

The term "C_{2-n}-alkynylene" is used for a group as defined in the definition for "C_{1-n}-alkylene" with at least two carbon atoms, if at least two of those carbon atoms of said group are bonded to each other by a triple bond. For example the term C₂₋₃-alkynylene includes -C≡C-, -C≡C-CH₂-, -CH₂-C≡C-.

The term "C_{3-n}-carbocyclyl" as used either alone or in combination with another radical, denotes a monocyclic, bicyclic or tricyclic, saturated or unsaturated hydrocarbon radical with 3 to n C atoms. The hydrocarbon radical is preferably nonaromatic. Preferably the 3 to n C atoms form one or two rings. In case of a bicyclic or tricyclic ring system the rings may be attached to each other via a single bond or may be fused or may form a spirocyclic or bridged ring system. For example the term C₃₋₁₀-carbocyclyl includes C₃₋₁₀-cycloalkyl, C₃₋₁₀-cycloalkenyl, octahydropentalenyl, octahydroindenyl,

decahydronaphthyl, indanyl, tetrahydronaphthyl. Most preferably the term C_{3-n} -carbocyclyl denotes C_{3-n} -cycloalkyl, in particular C_{3-7} -cycloalkyl.

The term " C_{3-n} -cycloalkyl", wherein n is an integer 4 to n, either alone or in combination with another radical denotes a cyclic, saturated, unbranched hydrocarbon radical with 3 to n C atoms. The cyclic group may be mono-, bi-, tri- or spirocyclic, most preferably monocyclic. Examples of such cycloalkyl groups include cyclopropyl, cyclobutyl, cyclopentyl, cyclohexyl, cycloheptyl, cyclooctyl, cyclononyl, cyclododecyl, bicyclo[3.2.1.]octyl, spiro[4.5]decyl, norpinyl, norbonyl, norcaryl, adamantyl, etc.

The term bicyclic includes spirocyclic.

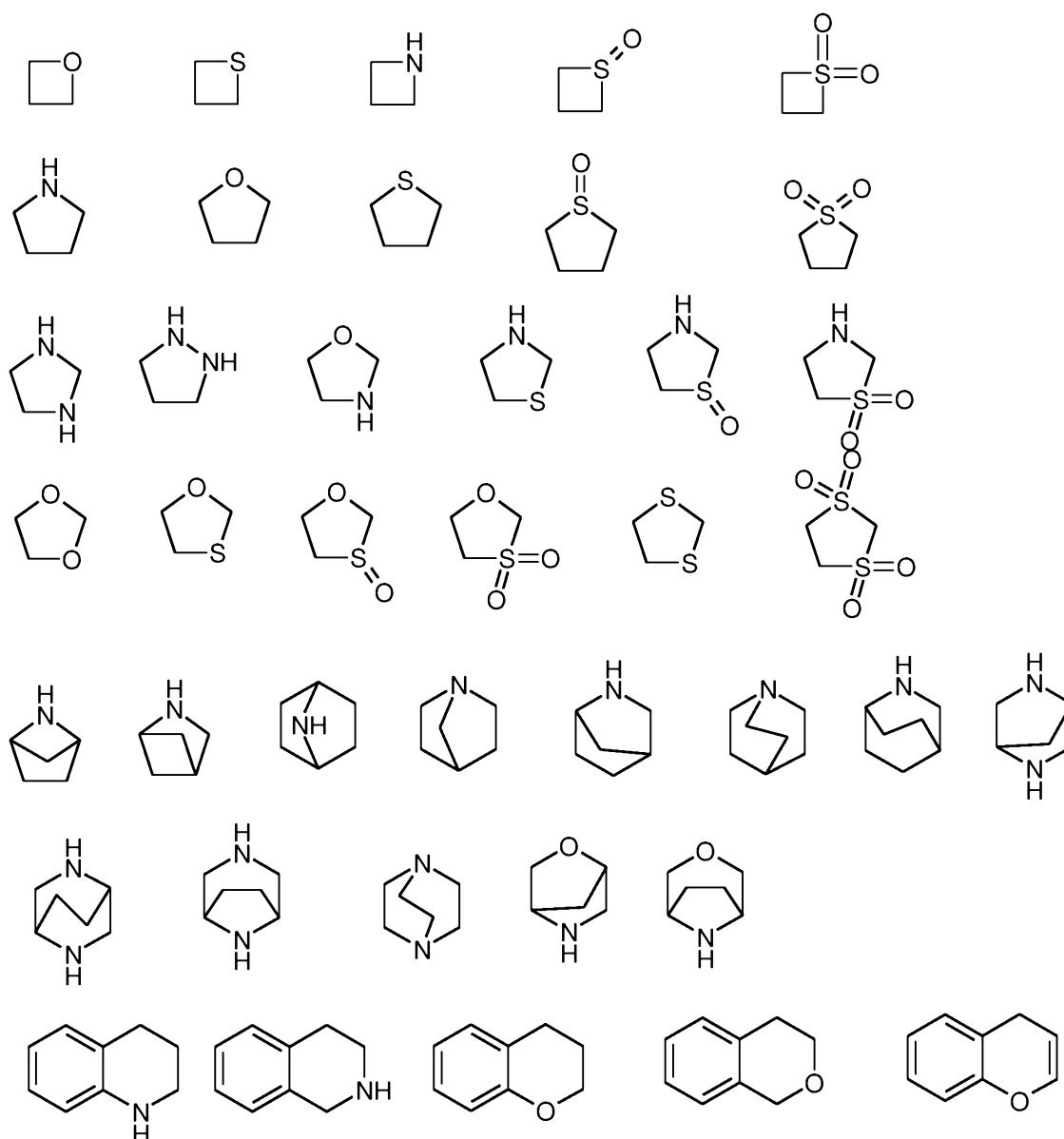
The term " C_{3-n} -cycloalkenyl", wherein n is an integer 3 to n, either alone or in combination with another radical, denotes a cyclic, unsaturated but nonaromatic, unbranched hydrocarbon radical with 3 to n C atoms, at least two of which are bonded to each other by a double bond. For example the term C_{3-7} -cycloalkenyl includes cyclobutenyl, cyclopentenyl, cyclopentadienyl, cyclohexenyl, cyclohexadienyl, cycloheptenyl, cycloheptadienyl and cycloheptatrienyl.

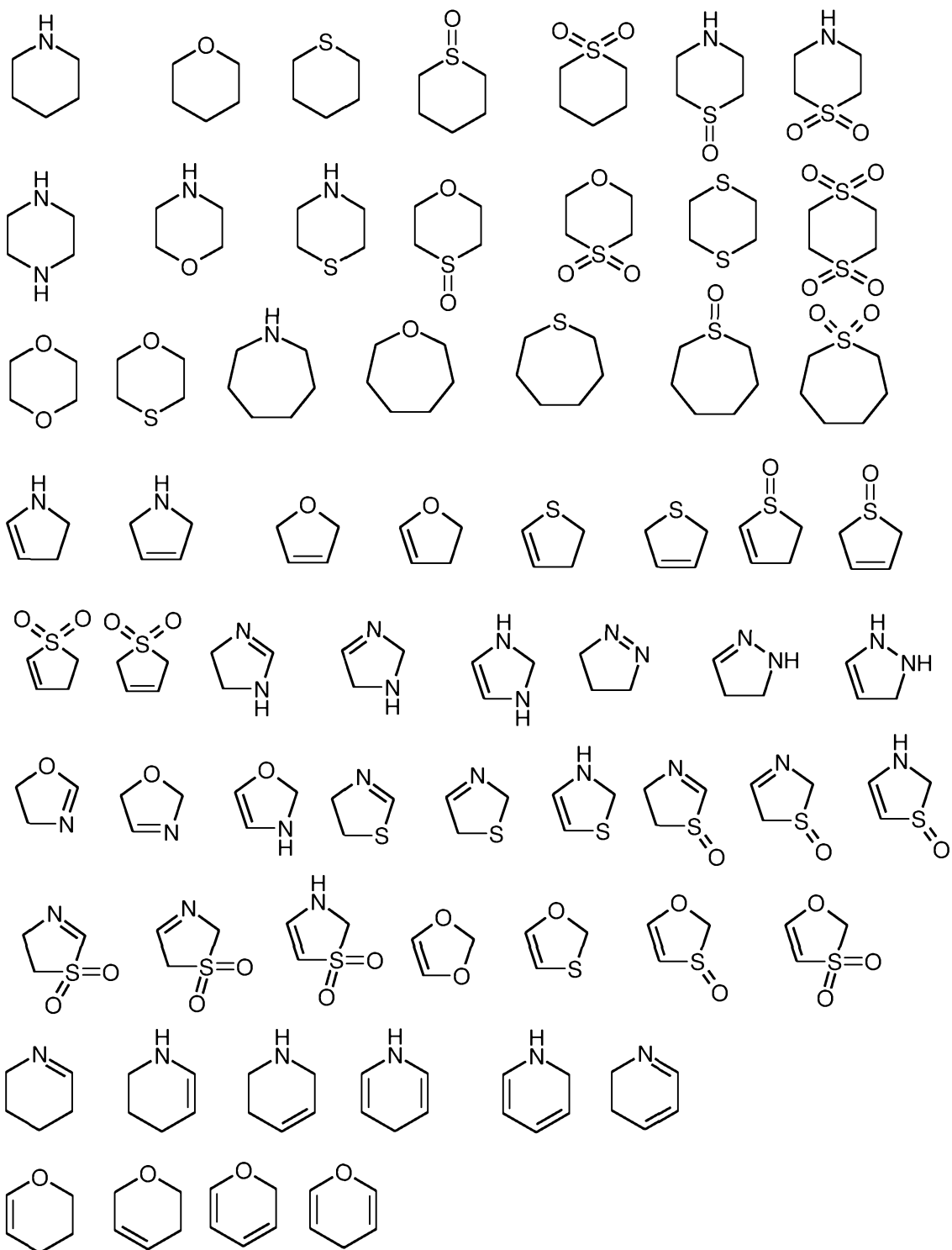
The term "aryl" as used herein, either alone or in combination with another radical, denotes a carbocyclic aromatic monocyclic group containing 6 carbon atoms which may be further fused to a second 5- or 6-membered carbocyclic group which may be aromatic, saturated or unsaturated. Aryl includes, but is not limited to, phenyl, indanyl, indenyl, naphthyl, anthracenyl, phenanthrenyl, tetrahydronaphthyl and dihydronaphthyl. More preferably the term "aryl" as used herein, either alone or in combination with another radical, denotes phenyl or naphthyl, most preferably phenyl.

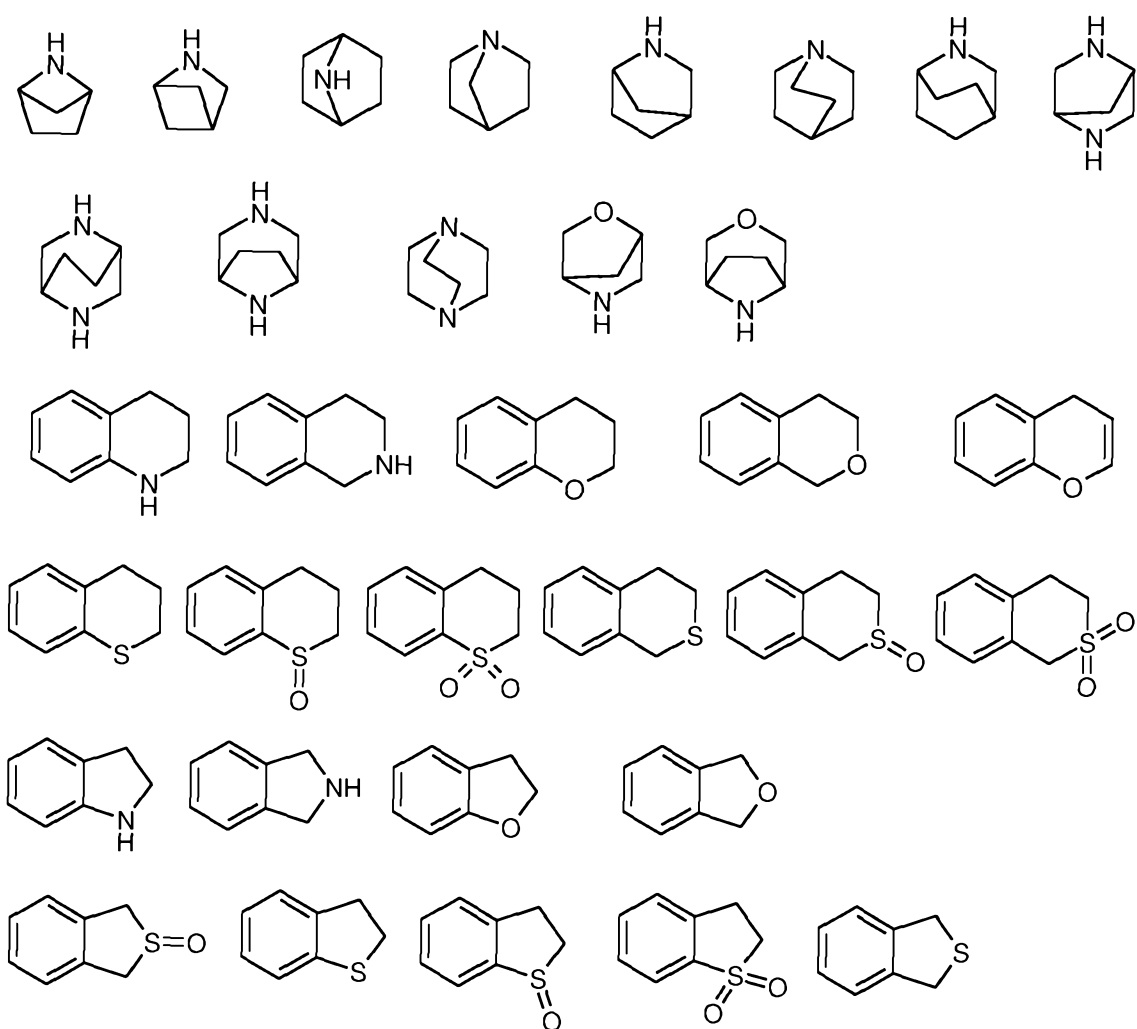
The term "heterocyclyl" means a saturated or unsaturated mono-, bi-, tri- or spirocarbocyclic, preferably mono-, bi- or spirocyclic-ring system containing one or more heteroatoms selected from N, O or $S(O)_r$, with $r = 0, 1$ or 2 , which in addition may have a carbonyl group. More preferably the term "heterocyclyl" as used herein, either alone or in combination with another radical, means a saturated or unsaturated, even more preferably a saturated mono-, bi- or spirocyclic-ring system containing 1, 2, 3 or 4

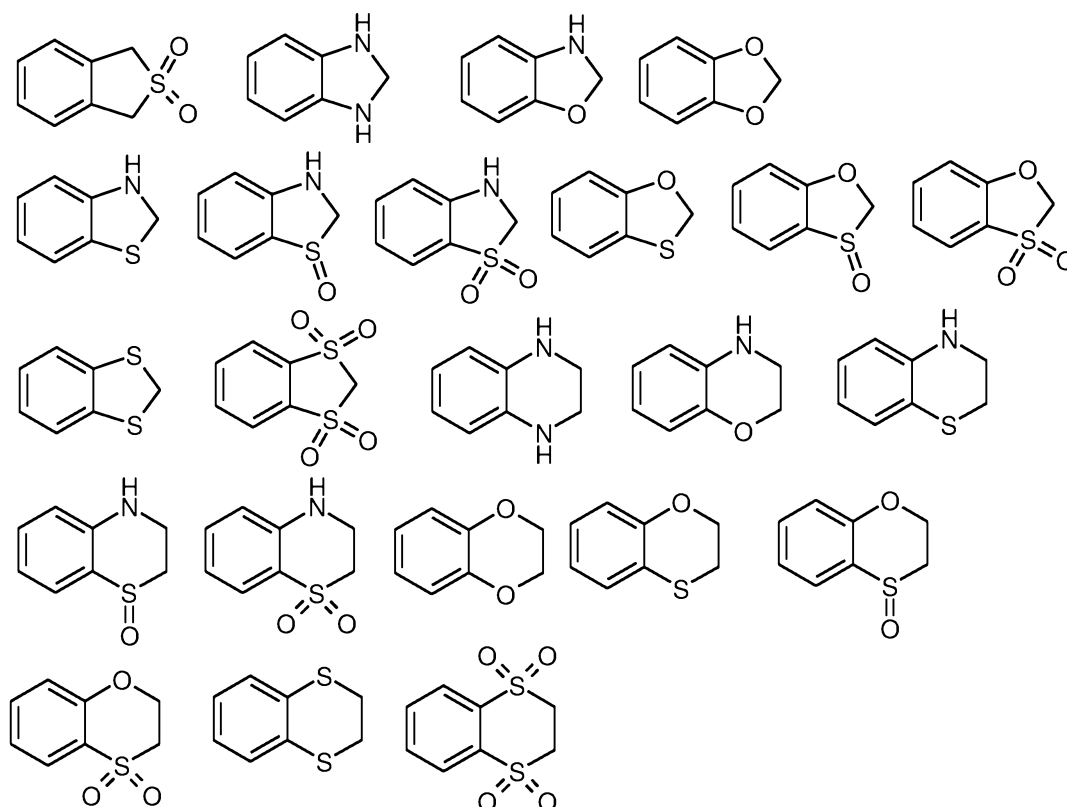
heteroatoms selected from N, O or S(O)_r, with r = 0, 1 or 2 which in addition may have a carbonyl group. The term “heterocyclyl” is intended to include all the possible isomeric forms. Examples of such groups include aziridinyl, oxiranyl, azetidiny, oxetanyl, pyrrolidinyl, tetrahydrofuranyl, piperidinyl, tetrahydropyranyl, azepanyl, piperazinyl, morpholinyl, tetrahydrofuranonyl, tetrahydropyranonyl, pyrrolidinonyl, piperidinonyl, piperazinonyl and morpholinonyl.

Thus, the term “heterocyclyl” includes the following exemplary structures which are not depicted as radicals as each form may be attached through a covalent bond to any atom so long as appropriate valences are maintained:



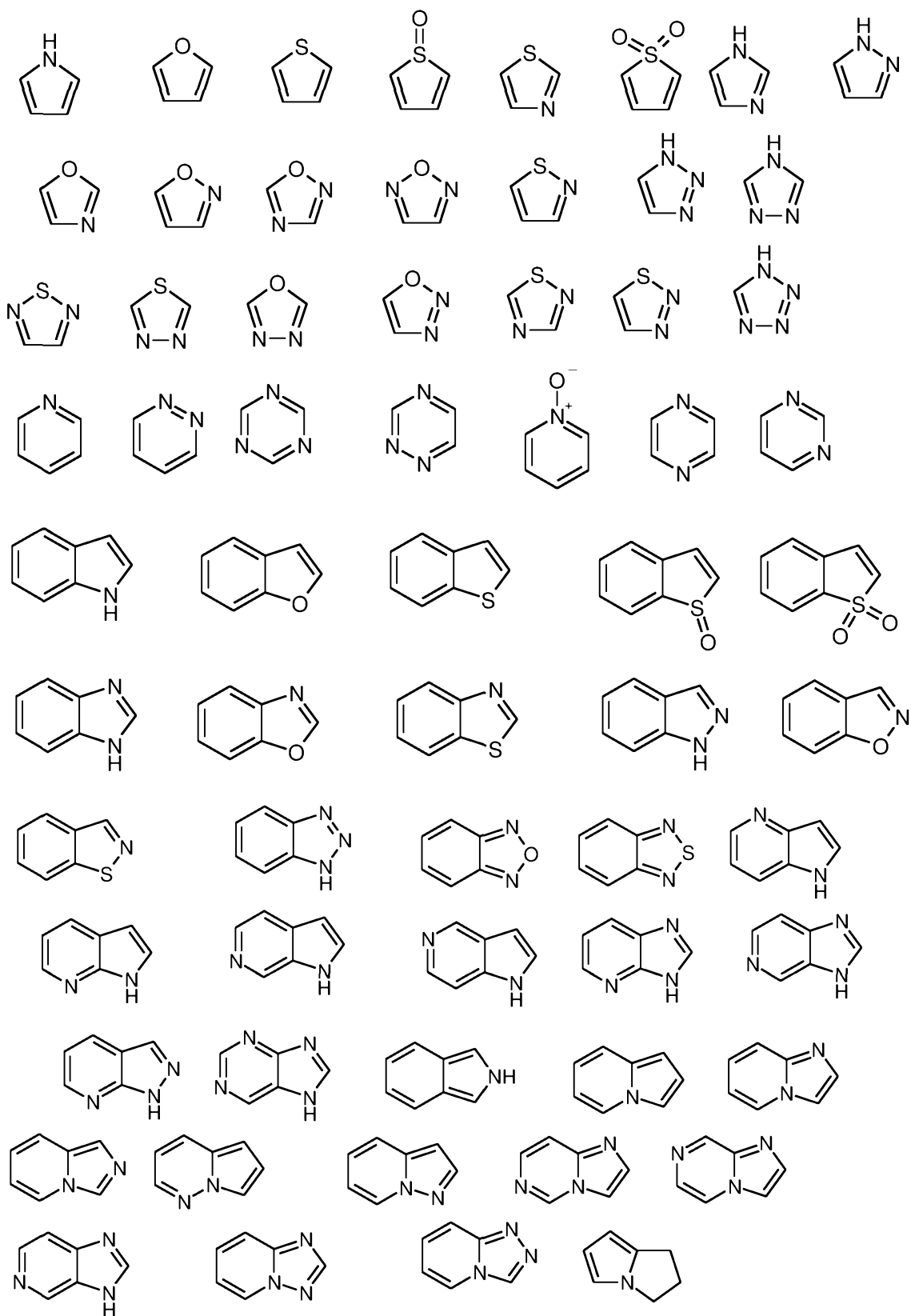


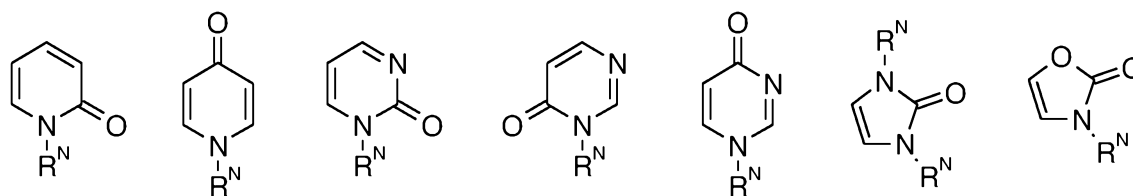




The term "heteroaryl" means a mono- or polycyclic, preferably mono- or bicyclic ring system containing one or more heteroatoms selected from N, O or S(O)_r with r = 0, 1 or 2 wherein at least one of the heteroatoms is part of an aromatic ring, and wherein said ring system may have a carbonyl group. More preferably the term "heteroaryl" as used herein, either alone or in combination with another radical, means a mono- or bicyclic ring system containing 1, 2, 3 or 4 heteroatoms selected from N, O or S(O)_r with r = 0, 1 or 2 wherein at least one of the heteroatoms is part of an aromatic ring, and wherein said ring system may have a carbonyl group. The term "heteroaryl" is intended to include all the possible isomeric forms.

Thus, the term "heteroaryl" includes the following exemplary structures which are not depicted as radicals as each form may be attached through a covalent bond to any atom so long as appropriate valences are maintained:





R^N = H or residue attached via a C atom

Many of the terms given above may be used repeatedly in the definition of a formula or group and in each case have one of the meanings given above, independently of one another.

Pharmacological Activity

The biological activity of compounds was determined by the following methods:

A. MNK2a in vitro kinase assay (assay 1)

ASSAY SETUP: The inhibition of kinase activity of MNK2a was assessed using pre-activated GST-MNK2a. The white, 384-well OptiPlate F plates were purchased from PerkinElmer. The ADP-Glo Kinase Assay (including ultra pure ATP) was purchased from Promega (V9103). Activated MNK2a was obtained as described in WO2011/104340. The unlabeled eIF4E peptide ($\text{NH}_2\text{-TATKSGSTTKNR-CONH}_2$), differing from Seq. ID No. 5 of WO 2011/104340 by the C-terminal -CONH_2 group, was purchased from Thermo Fisher Scientific. All other materials were of highest grade commercially available. Compounds are tested in either serial dilutions or single dose concentrations. The compound stock solutions are 10 mM in 100% DMSO. The serial compound dilutions are prepared in 100% DMSO followed by 1:27.3 intermediate dilution in assay buffer. The final DMSO concentration in assay will be <3%.

In the 384-well plates 3 μl of test compound from the intermediate dilution is mixed with 4 μl of the activated MNK2 enzyme (final concentration of 10 nM) and 4 μl of the peptide (final concentration of 25 μM) / ultra pure ATP (final concentration of 20 μM), all dissolved in assay buffer. This step is followed by an incubation time of 90 min, then 10 μl of ADP Glo reagent are added, followed by 40 min of incubation. Then 20 μl of kinase detection reagent are admixed. The plates are sealed and after an incubation period of 30 min, the luminescence signal is measured in an Envision reader to determine the amount of produced ADP. All incubation steps are performed at room temperature.

The assay buffer consists of 20 mM HEPES, 2 mM DTT, 0.01% BSA, 20 mM MgCl₂ and 0.1% Pluronic F-127.

Each assay microtiter plate contains wells with vehicle controls instead of compound (1% DMSO in water) as reference for the high signal (100% CTL, high signal), and wells containing a potent MNK2 inhibitor (final 20 μM, 1% DMSO) as reference for low signal (0% CTL, low signal).

The luminescent signal generated is proportional to the ADP concentration produced and is correlated with activated MNK2 activity. The analysis of the data is performed by the calculation of the percentage of ATP consumption of activated MNK2 in the presence of the test compound compared to the consumption of ATP in the presence of activated MNK2 without compound.

$$(RLU(\text{sample}) - RLU(\text{low control})) * 100 / (RLU(\text{high value}) - RLU(\text{low control}))$$

[RLU = relative luminescence units]

An inhibitor of the MNK2 enzyme will give values between 100% CTL (no inhibition) and 0% CTL (complete inhibition). Values of more than 100% CTL are normally related to compound/sample specific physico-chemical properties (e.g. solubility, light absorbance, fluorescence) .

IC₅₀ values based on dose response curves are calculated with the AssayExplorer software.

B. MNK1 in vitro kinase assay (assay 2)

MNK1 Data can be obtained from the MNK1 Z'-LYTE® assay. The MNK1 Z'-LYTE® screening protocol and assay conditions are also described on www.invitrogen.com.

The assay is described as follows:

The Z'-LYTE® biochemical assay employs a fluorescence-based, coupled-enzyme format and is based on the differential sensitivity of phosphorylated and non-phosphorylated peptides to proteolytic cleavage. The peptide substrate is labeled with two fluorophores - one at each end - that make up a FRET pair.

In the primary reaction, the kinase transfers the gamma-phosphate of ATP to a single tyrosine, serine or threonine residue in a synthetic FRET-peptide. In the secondary

reaction, a site-specific protease recognizes and cleaves non-phosphorylated FRET-peptides. Phosphorylation of FRET-peptides suppresses cleavage by the Development Reagent. Cleavage disrupts FRET between the donor (i.e., coumarin) and acceptor (i.e., fluorescein) fluorophores on the FRET-peptide, whereas uncleaved, phosphorylated FRET-peptides maintain FRET. A ratiometric method, which calculates the ratio (the Emission Ratio) of donor emission to acceptor emission after excitation of the donor fluorophore at 400 nm, is used to quantitate reaction progress, as shown in the equation below.

$$\text{Emission Ratio} = \text{Coumarin Emission (445nm)} / \text{Fluorescein Emission (520 nm)}$$

ASSAY SETUP: The inhibition of kinase activity of MNK1a was assessed using pre-activated GST-MNK1a. The 2X MKNK1 (MNK1) mixture is prepared in 50 mM HEPES pH 7.5, 0.01% BRIJ-35, 10 mM MgCl₂, 4 mM MnCl₂, 1 mM EGTA, 2 mM DTT. The final 10 µL Kinase Reaction consists of 13.5 - 54 ng MKNK1 (MNK1) and 2 µM Ser/Thr 07 in 50 mM HEPES pH 7.5, 0.01% BRIJ-35, 10 mM MgCl₂, 2 mM MnCl₂, 1 mM EGTA, 1 mM DTT. After the 1 hour Kinase Reaction incubation, 5 µL of a 1:32768 dilution of Development Reagent A is added.

Assay Conditions

Test Compounds:

The Test Compounds are screened in 1% DMSO (final) in the well.

Peptide/Kinase Mixtures:

All Peptide/Kinase Mixtures are diluted to a 2X working concentration in the MNK1 Kinase Buffer.

ATP Solution:

All ATP Solutions are diluted to a 4X working concentration in Kinase Buffer (50 mM HEPES pH 7.5, 0.01% BRIJ-35, 10 mM MgCl₂, 1 mM EGTA).

Development Reagent Solution:

The Development Reagent is diluted in Development Buffer

Assay Protocol:

Bar-coded Corning, low volume NBS, 384-well plate (Corning Cat. #3676)

1. 2.5 µL - 4X Test Compound
2. 5 µL - 2X Peptide/Kinase Mixture
3. 2.5 µL - 4X ATP Solution
4. 30-second plate shake
5. 60-minute Kinase Reaction incubation at room temperature
6. 5 µL - Development Reagent Solution
7. 30-second plate shake
8. 60-minute Development Reaction incubation at room temperature
9. Read on fluorescence plate reader and analyze the data

Data Analysis

The following equations are used for each set of data points:

Correction for Background Fluorescence: $FI_{Sample} - FI_{TCFI Ctl}$

Emission Ratio (using values corrected for background fluorescence): Coumarin

Emission (445 nm) / Fluorescein Emission (520 nm)

% Phosphorylation (% Phos):

$$1 - ((\text{Emission Ratio} \times F_{100\%}) - C_{100\%}) / ((C_{0\%} - C_{100\%}) + [\text{Emission Ratio} \times (F_{100\%} - F_{0\%})]) * 100$$

% Inhibition:

$$1 - (\% \text{ Phos}_{Sample} / \% \text{ Phos}_{0\% \text{ Inhibition Ctl}}) * 100$$

FI = Fluorescence Intensity

$C_{100\%}$ = Average Coumarin emission signal of the 100% Phos. Control

$C_{0\%}$ = Average Coumarin emission signal of the 0% Phos. Control

$F_{100\%}$ = Average Fluorescein emission signal of the 100% Phos. Control

$F_{0\%}$ = Average Fluorescein emission signal of the 0% Phos. Control

Graphing Software

SelectScreen® Kinase Profiling Service uses *XLfit* from IDBS. The dose response curve is curve fit to model number 205 (sigmoidal dose-response model). If the bottom of the

curve does not fit between -20% & 20% inhibition, it is set to 0% inhibition. If the top of the curve does not fit between 70% and 130% inhibition, it is set to 100% inhibition.

The activity of MNK proteins can be assayed also by other in vitro kinase assay formats. For example, suitable kinase assays have been described in the literature in Knauf et al., Mol Cell Biol. 2001 Aug;21(16):5500-11 or in Scheper et al., Mol Cell Biol. 2001 Feb;21(3):743-54. In general, MNK kinase assays can be performed such that a MNK substrate such as a protein or a peptide, which may or may not include modifications as further described below, or others are phosphorylated by MNK proteins having enzymatic activity in vitro. The activity of a candidate agent can then be determined via its ability to decrease the enzymatic activity of the MNK protein. The kinase activity may be detected by change of the chemical, physical or immunological properties of the substrate due to phosphorylation.

In one example, the kinase substrate may have features, designed or endogenous, to facilitate its binding or detection in order to generate a signal that is suitable for the analysis of the substrates phosphorylation status. These features may be, but are not limited to, a biotin molecule or derivative thereof, a glutathione-S-transferase moiety, a moiety of six or more consecutive histidine residues, an amino acid sequence or hapten to function as an epitope tag, a fluorochrome, an enzyme or enzyme fragment. The kinase substrate may be linked to these or other features with a molecular spacer arm to avoid steric hindrance.

In another example the kinase substrate may be labelled with a fluorophore. The binding of the reagent to the labelled substrate in solution may be followed by the technique of fluorescence polarization as it is described in the literature. In a variation of this example, a fluorescent tracer molecule may compete with the substrate for the analyte to detect kinase activity by a technique which is known to those skilled in the art as indirect fluorescence polarization.

In yet another example, radioactive gamma-ATP is used in the kinase reaction, and the effect of the test agent on the incorporation of radioactive phosphate in the test substrate is determined relative to control conditions.

It has been shown that the compounds of the invention exhibit low IC₅₀ values in *in vitro* biological screening assays for inhibition of MNK 1 and/or MNK 2 kinase activity. The following table contains the test results for exemplary compounds.

C. Biological Data

Table 1: Biological data of the compounds of the present invention as obtained in assay 1.

#	Mnk2 IC ₅₀ [nM]	#	Mnk2 IC ₅₀ [nM]	#	Mnk2 IC ₅₀ [nM]	#	Mnk2 IC ₅₀ [nM]
1.01	5.5 nM	2.14	3.7 nM	2.31	2.1 nM	2.48	1.3 nM
1.02	2.4 nM	2.15	1.4 nM	2.32	4.1 nM	2.49	2.3 nM
1.03	1.6 nM	2.16	3.5 nM	2.33	1.6 nM	2.50	2 nM
1.04	2.4 nM	2.17	2.1 nM	2.34	2 nM	2.51	6.9 nM
2.01	2.5 nM	2.18	1.3 nM	2.35	1.5 nM	2.52	2.3 nM
2.02	12.6 nM	2.19	2.8 nM	2.36	1.8 nM	2.53	1.6 nM
2.03	1.2 nM	2.20	3.8 nM	2.37	4.1 nM	2.54	1.6 nM
2.04	1.2 nM	2.21	1.9 nM	2.38	2 nM	2.55	1.6 nM
2.05	2.5 nM	2.22	2.5 nM	2.39	2.4 nM	2.56	2.7 nM
2.06	1.2 nM	2.23	2 nM	2.40	1.3 nM	2.57	1.1 nM
2.07	2.7 nM	2.24	4.4 nM	2.41	1.6 nM	2.58	2.4 nM
2.08	1.4 nM	2.25	0.8 nM	2.42	1.2 nM	2.59	1.4 nM
2.09	1.8 nM	2.26	1 nM	2.43	2.3 nM	3.01	3.3 nM
2.10	3.3 nM	2.27	3.9 nM	2.44	1.4 nM	3.02	2.6 nM
2.11	1.9 nM	2.28	2.2 nM	2.45	1.7 nM	3.03	6.5 nM
2.12	2.3 nM	2.29	2.6 nM	2.46	2 nM	3.04	2.1 nM
2.13	1.7 nM	2.30	1.3 nM	2.47	1.4 nM		

Table 2: Biological data of selected compounds of the present invention as obtained in assay 2.

#	Mnk1 IC ₅₀ [nM]	#	Mnk1 IC ₅₀ [nM]	#	Mnk1 IC ₅₀ [nM]	#	Mnk1 IC ₅₀ [nM]
1.01	162 nM	2.20	57 nM	2.38	55 nM	2.48	22 nM
1.02	51 nM	2.21	33 nM	2.39	66 nM	2.50	44 nM

#	Mnk1 IC ₅₀ [nM]	#	Mnk1 IC ₅₀ [nM]	#	Mnk1 IC ₅₀ [nM]	#	Mnk1 IC ₅₀ [nM]
1.03	54 nM	2.25	18 nM	2.40	16 nM	2.57	22 nM
2.02	25 nM	2.26	64 nM	2.42	52 nM	2.58	38 nM
2.06	18 nM	2.27	87 nM	2.44	41 nM	3.01	180 nM
2.09	14 nM	2.32	65 nM	2.45	17 nM	3.02	113 nM
2.11	56 nM	2.35	74 nM	2.46	37 nM	3.03	282 nM
2.15	42 nM	2.36	15 nM	2.47	28 nM	3.04	118 nM

Table 3: %Inhibition of MNK1 at a compound concentration of 1 μ M as obtained in assay 2

#	Mnk1 %Inh	#	Mnk1 %Inh	#	Mnk1 %Inh	#	Mnk1 %Inh
2.01	103	2.14	98	2.29	96	2.49	95
2.03	105	2.16	102	2.30	105	2.51	77
2.04	105	2.17	94	2.31	96	2.52	100
2.05	106	2.18	95	2.33	106	2.53	105
2.08	107	2.19	102	2.34	94	2.54	91
2.10	96	2.22	98	2.37	88	2.55	104
2.12	95	2.23	105	2.41	106	2.56	97
2.13	103	2.24	100	2.43	97	2.59	108

5

METHOD OF TREATMENT

In view of their ability to inhibit the activity of the MNK1 (MNK1a or MNK1b) and/or MNK2 (MNK2a or MNK2b) kinase, the compounds of general formula I according to the invention, including the corresponding salts thereof, are theoretically suitable for the treatment of all those diseases or conditions which may be affected or which are mediated by the inhibition of the MNK1 (MNK1a or MNK1b) and/or MNK2 (MNK2a or MNK2b) kinase.

Accordingly, the present invention relates to a compound of general formula I as a medicament.

15

Furthermore, the present invention relates to the use of a compound of general formula I or a pharmaceutical composition according to this invention for the treatment and/or prevention of diseases or conditions which are mediated by the inhibition of the MNK1 (MNK1a or MNK1b) and/or MNK2 (MNK2a or MNK2b) kinase in a patient, preferably in a human.

In yet another aspect the present invention relates to a method for treating a disease or condition mediated by the inhibition of the MNK1 (MNK1a or MNK1b) and/or MNK2 (MNK2a or MNK2b) kinase in a mammal that includes the step of administering to a patient, preferably a human, in need of such treatment a therapeutically effective amount of a compound or a pharmaceutical composition of the present invention.

Diseases and conditions mediated by inhibitors of the inhibition of the MNK1 (MNK1a or MNK1b) and/or MNK2 (MNK2a or MNK2b) kinase embrace metabolic diseases or conditions.

The present invention is directed to compounds which are useful in the treatment and/or prevention of a disease, disorder and/or condition wherein the inhibition of the activity of the MNK1 (MNK1a or MNK1b) and/or MNK2 (MNK2a or MNK2b) kinase is of therapeutic benefit, including but not limited to the treatment of metabolic diseases, such as obesity, eating disorders, cachexia, diabetes mellitus, metabolic syndrome, hypertension, coronary heart diseases, hypercholesterolemia, dyslipidemia, osteoarthritis, biliary stones and/or sleep apnea and diseases related to reactive oxygen compounds (ROS defense) such as diabetes mellitus, neurodegenerative diseases and cancer.

The pharmaceutical compositions of the invention are particularly useful for prophylaxis and treatment of obesity, diabetes mellitus and other metabolic diseases of the carbohydrate and lipid metabolism as stated above, in particular diabetes mellitus and obesity.

Thus, in a more preferred embodiment of this invention the use of a compound of the invention for the production of a pharmaceutical composition for the prophylaxis or therapy of metabolic diseases is provided.

In yet a further aspect of the invention the use of a compound of the invention for the production of a pharmaceutical composition for treating or preventing a cytokine mediated disorder such as an inflammatory disease is provided.

The pharmaceutical compositions of the invention are thus useful for the prophylaxis or therapy of inflammatory diseases, in particular chronic or acute inflammation, chronic inflammatory arthritis, rheumatoid arthritis, psoriatic arthritis, osteoarthritis, juvenile rheumatoid arthritis, gouty arthritis; psoriasis, erythrodermic psoriasis, pustular psoriasis, inflammatory bowel disease, Crohn's disease and related conditions, ulcerative colitis, colitis, diverticulitis, nephritis, urethritis, salpingitis, oophoritis, endomyometritis, spondylitis, systemic lupus erythematosus and related disorders, multiple sclerosis, asthma, meningitis, myelitis, encephalomyelitis, encephalitis, phlebitis, thrombophlebitis, chronic obstructive disease (COPD), inflammatory lung disease, allergic rhinitis, endocarditis, osteomyelitis, rheumatic fever, rheumatic pericarditis, rheumatic endocarditis, rheumatic myocarditis, rheumatic mitral valve disease, rheumatic aortic valve disease, prostatitis, prostatocystitis, spondyloarthropathies ankylosing spondylitis, synovitis, tenosynovitis, myositis, pharyngitis, polymyalgia rheumatica, shoulder tendonitis or bursitis, gout, pseudo gout, vasculitides, inflammatory diseases of the thyroid selected from granulomatous thyroiditis, lymphocytic thyroiditis, invasive fibrous thyroiditis, acute thyroiditis; Hashimoto's thyroiditis, Kawasaki's disease, Raynaud's phenomenon, Sjogren's syndrome, neuroinflammatory disease, sepsis, conjunctivitis, keratitis, iridocyclitis, optic neuritis, otitis, lymphadenitis, nasopharyngitis, sinusitis, pharyngitis, tonsillitis, laryngitis, epiglottitis, bronchitis, pneumonitis, stomatitis, gingivitis, oesophagitis, gastritis, peritonitis, hepatitis, cholelithiasis, cholecystitis, glomerulonephritis, goodpasture's disease, crescentic glomerulonephritis, pancreatitis, dermatitis, endomyometritis, myometritis, metritis, cervicitis, endocervicitis, exocervicitis, parametritis, tuberculosis, vaginitis, vulvitis, silicosis, sarcoidosis, pneumoconiosis, inflammatory polyarthropathies, psoriatic arthropathies, intestinal fibrosis,

bronchiectasis and enteropathic arthropathies.

As already stated above, the compositions of the present invention are particularly useful for treating or preventing a disease selected from chronic or acute inflammation, chronic inflammatory arthritis, rheumatoid arthritis, psoriasis, COPD, inflammatory bowel disease, septic shock, Crohn's disease, ulcerative colitis, multiple sclerosis and asthma.

Thus, in a more preferred embodiment of this invention the use of a compound according to the invention for the production of a pharmaceutical composition for the prophylaxis or therapy of inflammatory diseases selected from chronic or acute inflammation, chronic inflammatory arthritis, rheumatoid arthritis, psoriasis, COPD, inflammatory bowel disease, septic shock Crohn's disease, ulcerative colitis, multiple sclerosis and asthma is provided.

In yet a further aspect of the invention the use of a compound of the invention for the production of a pharmaceutical composition for treating or preventing cancer, viral diseases or neurodegenerative diseases is provided.

In a further aspect of the invention the use of a compound of the present invention for the production of a pharmaceutical composition for inhibiting the activity of the kinase activity of MNK1 (MNK1a or MNK1b) and/or MNK2 (MNK2a, MNK2b) or further variants thereof is provided, in particular for the prophylaxis or therapy of metabolic diseases, hematopoietic disorders, cancer and their consecutive complications and disorders.

Whereby the prophylaxis and therapy of metabolic diseases of the carbohydrate and/or lipid metabolism is preferred.

For the purpose of the present invention, a therapeutically effective dosage will generally be from about 1 to 2000 mg/day, preferably from about 10 to about 1000 mg/day, and most preferably from about 10 to about 500 mg/day, which may be administered in one or multiple doses.

It will be appreciated, however, that specific dose level of the compounds of the

invention for any particular patient will depend on a variety of factors such as age, sex, body weight, general health condition, diet, individual response of the patient to be treated time of administration, severity of the disease to be treated, the activity of particular compound applied, dosage form, mode of application and concomitant medication. The therapeutically effective amount for a given situation will readily be determined by routine experimentation and is within the skills and judgment of the ordinary clinician or physician. In any case the compound or composition will be administered at dosages and in a manner which allows a therapeutically effective amount to be delivered based upon patient's unique condition.

It will be appreciated by the person of ordinary skill in the art that the compounds of the invention and the additional therapeutic agent may be formulated in one single dosage form, or may be present in separate dosage forms and may be either administered concomitantly (i.e. at the same time) or sequentially.

The pharmaceutical compositions of the present invention may be in any form suitable for the intended method of administration.

The compounds, compositions, including any combinations with one or more additional therapeutic agents, according to the invention may be administered by oral, transdermal, inhalative, parenteral or sublingual route. Of the possible methods of administration, oral or intravenous administration is preferred.

PHARMACEUTICAL COMPOSITIONS

Suitable preparations for administering the compounds of formula I, optionally in combination with one or more further therapeutic agents, will be apparent to those with ordinary skill in the art and include for example tablets, pills, capsules, suppositories, lozenges, troches, solutions, syrups, elixirs, sachets, injectables, inhalatives and powders etc. Oral formulations, particularly solid forms such as e.g. tablets or capsules are preferred. The content of the pharmaceutically active compound(s) is advantageously in the range from 0.1 to 90 wt.-%, for example from 1 to 70 wt.-% of the composition as a whole.

Suitable tablets may be obtained, for example, by mixing one or more compounds according to formula I with known excipients, for example inert diluents, carriers, disintegrants, adjuvants, surfactants, binders and/or lubricants. The tablets may also consist of several layers. The particular excipients, carriers and/or diluents that are suitable for the desired preparations will be familiar to a person skilled in the art on the basis of his specialist knowledge. The preferred ones are those that are suitable for the particular formulation and method of administration that are desired. The preparations or formulations according to the invention may be prepared using methods known *per se* that are familiar to one skilled in the art, such as for example by mixing or combining at least one compound of formula I according to the invention, or a pharmaceutically acceptable salt of such a compound and one or more excipients, carriers and/or diluents.

COMBINATION THERAPY

The compounds of the invention may further be combined with one or more, preferably one additional therapeutic agent. According to one embodiment the additional therapeutic agent is selected from the group of therapeutic agents useful in the treatment of diseases or conditions described hereinbefore, in particular associated with metabolic diseases or conditions such as for example diabetes mellitus, obesity, diabetic complications, hypertension, hyperlipidemia. Additional therapeutic agents which are suitable for such combinations include in particular those which for example potentiate the therapeutic effect of one or more active substances with respect to one of the indications mentioned and/or which allow the dosage of one or more active substances to be reduced.

Other active substances which are suitable for such combinations include, for example, antidiabetics like insulin, long and short acting insulin analogues, sulfonylureas, biguanides, DPP-IV inhibitors, SGLT2 inhibitors, 11 β -HSD inhibitors, glucokinase activators, AMPK activators, Glp-1 receptor agonists, GIP receptor agonists, DGAT inhibitors, PPARgamma agonists, PPARdelta agonists, and other antidiabetics derived from thiazolidinediones, lipid lowering agents such as statines, fibrates, ion exchange

resins nicotinic acid derivatives, or HMG-CoA reductase inhibitors, cardiovascular therapeutics such as nitrates, antihypertensives such as β -blockers, ACE inhibitors, Ca-channel blockers, angiotensin II receptor antagonists, diuretics, thrombocyte aggregation inhibitors, or antineoplastic agents such as alkaloids, alkylating agents, antibiotics, or antimetabolites, or anti-obesity agents. Further preferred compositions are compositions wherein the additional therapeutic agent is selected from a histamine antagonist, a bradikinin antagonist, serotonin antagonist, leukotriene, an anti-asthmatic, an NSAID, an antipyretic, a corticosteroid, an antibiotic, an analgetic, a uricosuric agent, chemotherapeutic agent, an anti gout agent, a bronchodilator, a cyclooxygenase-2 inhibitor, a steroid, a 5-lipoxygenase inhibitor, an immunosuppressive agent, a leukotriene antagonist, a cytostatic agent, an antineoplastic agent, a mTor inhibitor, a Tyrosine kinase inhibitor, antibodies or fragments thereof against cytokines and soluble parts (fragments) of cytokine receptors.

More particularly preferred are compounds such as human NPH insulin, human lente or ultralente insulin, insulin Lispro, insulin Aspart, insulin Glulisine, insulin detemir or insulin Glargine, metformin, phenformin, acarbose, miglitol, voglibose, pioglitazone, rosiglitazone, rivoglitazone, aleglitazar, alogliptin, saxagliptin, sitagliptin, vildagliptin, exenatide, liraglutide, albiglutide, pramlintide, carbutamide, chlorpropamide, glibenclamide (glyburide), gliclazide, glimepiride, glipizide, gliquidone, tolazamide, tolbutamide, atenolol, bisoprolol, metoprolol, esmolol, celiprolol, talinolol, oxprenolol, pindolol, propanolol, bupropionolol, penbutolol, mepindolol, sotalol, carteolol, nadolol, carvedilol, nifedipin, nitrendipin, amlodipin, nicardipin, nisoldipin, diltiazem, enalapril, verapamil, gallopamil, quinapril, captopril, lisinopril, benazepril, ramipril, perindopril, fosinopril, trandolapril, irbesatan, losartan, valsartan, telmisartan, eprosartan, olmesartan, hydrochlorothiazide, piretanid, chlorotalidone, mefruside, furosemide, bendroflumethiazid, triamterene, dehydralazine, acetylsalicylic acid, tirofiban-HCl, dipyridamol, ticlopidin, iloprost-trometanol, eptifibatide, clopidogrel, prasugrel, abciximab, ticagrelor, simvastatin, bezafibrate, fenofibrate, gemfibrozil, etofyllin, clofibrate, etofibrate, fluvastatin, lovastatin, pravastatin, colestyramide, colestipol-HCl, xanthinol nicotinate, inositol nicotinate, acipimox, nebivolol, glycerolnitrate, isosorbide mononitrate, isosorbide dinitrate, pentaerythrityl tetranitrate, indapamide, cilazapril, urapidil, eprosartan, nilvadipin, metoprolol, doxazosin, molsidomin, moxaverin,

5 acebutolol, prazosine, trapidil, clonidine, vinca alkaloids and analogues such as
vinblastin, vincristin, vindesin, vinorelbin, podophyllotoxine derivatives, etoposid,
teniposid, alkylating agents, nitroso ureas, N-lost analogues, cycloplonphamid,
estamustin, melphalan, ifosfamid, mitoxantron, idarubicin, doxorubicin, bleomycin,
mitomycin, dactinomycin, daptomycin, docetaxel, paclitaxel, carboplatin, cisplatin,
10 oxaliplatin, BBR3464, satraplatin, busulfan, treosulfan, procarbazine, dacarbazine,
temozolomide, chlorambucil, chlormethine, cyclophosphamide, ifosfamide, melphalan,
bendamustine, uramustine, ThioTEPA, camptothecin, topotecan, irinotecan, rubitecan,
etoposide, teniposide, cetuximab, panitumumab, trastuzumab, rituximab, tositumomab,
15 alemtuzumab, bevacizumab, gemtuzumab, aminolevulinic acid, methyl aminolevulinate,
porfimer sodium, verteporfin, axitinib, bosutinib, cediranib, dasatinib, erlotinib, gefitinib,
imatinib, lapatinib, lestaurtinib, nilotinib, semaxanib, sorafenib, sunitinib, vandetanib,
retinoids (alitretinoin, tretinoin), altretamine, amsacrine, anagrelide, arsenic trioxide,
asparaginase (pegaspargase), bexarotene, bortezomib, denileukin diftitox,
20 estramustine, ixabepilone, masoprocol, mitotane, testolactone, tipifarnib, abetimus,
deforolimus, everolimus, gusperimus, pimecrolimus, sirolimus, tacrolimus, temsirolimus,
antimetabolites such as cytarabin, fluorouracil, fluoroarabin, gemcitabin, tioguanin,
capecitabin, combinations such as adriamycin/daunorubicin, cytosine
arabinosid/cytarabine, 4-HC, or other phosphamides.

30 Other particularly preferred compounds are compounds such as clemastine,
diphenhydramine, dimenhydrinate, promethazine, cetirizine, astemizole, levocabastine,
loratidine, terfenadine, acetylsalicylic acid, sodoum salicylate, salsalate, diflunisal,
salicylsalicylic acid, mesalazine, sulfasalazine, osalazine, acetaminophen,
25 indomethacin, sulindac, etodolac, tolmetin, ketorolac, bethamethason, budesonide,
chromoglycinic acid, dimeticone, simeticone, domperidone, metoclopramid,
acemetacine, oxaceprol, ibuprofen, naproxen, ketoprofen, flubriprofen, fenoprofen,
oxaprozin, mefenamic acid, meclofenamic acid, pheylbutazone, oxyphenbutazone,
azapropazone, nimesulide, metamizole, leflunamide, eforicoxib, lonazolac, misoprostol,
30 paracetamol, aceclofenac, valdecocix, parecoxib, celecoxib, propyphenazon, codein,
oxapozin, dapson, prednisone, prednisolon, triamcinolone, dexibuprofen,
dexamethasone, flunisolide, albuterol, salmeterol, terbutalin, theophylline, caffeine,
naproxen, glucosamine sulfate, etanercept, ketoprofen, adalimumab, hyaluronic acid,

indometacine, proglumetacine dimaleate, hydroxychloroquine, chloroquine, infliximab, etofenamate, auranofin, gold, [²²⁴Ra]radium chloride, tiaprofenic acid, dexketoprofen(trometamol), cloprednol, sodium aurothiomalate aurothioglucose, colchicine, allopurinol, probenecid, sulfinpyrazone, benzbromarone, carbamazepine, lornoxicam, fluorcortolon, diclofenac, efalizumab, idarubicin, doxorubicin, bleomycin, mitomycin, dactinomycin, daptomycin, cytarabin, fluorouracil, fluoroarabin, gemcitabin, tioguanin, capecitabin, adriamycin/daunorubicin, cytosine arabinosid/cytarabine, 4-HC, or other phosphamides, penicillamine, a hyaluronic acid preparation, arteparon, glucosamine, MTX, soluble fragments of the TNF-receptor (such as etanercept (Enbrel)) and antibodies against TNF (such as infliximab (Remicade), natalizumab (Tysabri) and adalimumab (Humira)).

Examples

Preliminary remarks:

The hereinafter described compounds have been characterized through their characteristic mass after ionisation in a mass-spectrometer and their retention time on an analytical HPLC.

List of Abbreviations

ACN	acetonitrile
AcOH	acetic acid
aq.	aqueous
BOC	tert-butoxy-carbonyl-
°C	degree celsius
dba	dibenzylideneacetone
DCM	dichloromethane
DMAP	4-dimethylaminopyridine
DMF	N,N-dimethylformamide
DMPU	1,3-dimethyl-3,4,5,6-tetrahydro-2(1H)-pyrimidinone
ESI-MS	electrospray ionisation mass spectrometry
EtOAc	ethyl acetate
EtOH	ethanol
FC	flash-cromatography, SiO ₂ is used if no further details given
h	hour
HPLC	high performance liquid chromatography
L	liter
MeOH	methanol
min	minute
ml	milliliter
MS	mass spectrum
μW	reaction was performed in a microwave
n.d.	not determined
NH ₄ OH	solution of NH ₃ in water
NMP	N-methyl-2-pyrrolidinon

psi	pound per square inch
RT	room temperature (about 20°C)
R _t	retention time
TF / TFA	trifluoroacetic acid
THF	tetrahydrofuran
Xantphos	4,5-bis(diphenylphosphino)-9,9-dimethylxanthene
XtalFluor-E	(diethylamino)difluorosulfonium tetrafluoroborate

HPLC Methods

- 5 **HPLC-A:** Agilent 1200 with DA- and MS-detector, XBridge C18_3.0x30mm, 2.5 µm (Waters), 60°C

Time [min]	% Sol [H ₂ O 0.1% TFA]	% Sol [Acetonitrile]	Flow [ml/min]
0.0	97.0	3.0	2.2
0.2	97.0	3.0	2.2
1.2	0.0	100.0	2.2
1.25	0.0	100.0	3.0
1.4	0.0	100.0	3.0

- HPLC-G:** Waters 1525 with DA- and MS-detector, Sunfire C18_4.6 x 30 mm, 2.5 µm (Waters), 60°C

Time [min]	% Sol [H ₂ O 0.1% TFA]	% Sol [Methanol]	Flow [ml/min]
0.0	95.0	5.0	4.0
0.05	95.0	5.0	3.0
2.05	0.0	100.0	3.0
2.1	0.0	100.0	4.5
2.4	0.0	100.0	4.5

HPLC-H: Agilent 1200 with DA- and MS-detector, XBridge C18_3 x 30 mm, 2.5 µm (Waters), 60°C

Time [min]	% Sol [H ₂ O 0.1% TFA]	% Sol [Methanol]	Flow [ml/min]
0.0	95.0	5.0	2.2
0.3	95.0	5.0	2.2
1.5	0.0	100.0	2.2
1.55	0.0	100.0	2.9
1.65	0.0	100.0	2.9

HPLC-K: Waters Acquity with 3100 MS, XBridge BEH C18_3.0 x 30 mm, 1.7 µm (Waters), 60°C

Time [min]	% Sol [H ₂ O 0.1% NH ₄ OH]	% Sol [Acetonitrile]	Flow [ml/min]
0.0	95.0	5.0	1.5
0.7	0.1	99.9	1.5
0.8	0.1	99.9	1.5
0.81	95.0	5.0	1.5
1.1	95.0	5.0	1.5

HPLC-M: Agilent 1200 with DA- and MS-detector, XBridge C18_3.0x30mm, 2.5 µm (Waters), 60°C

Time [min]	% Sol [H ₂ O 0,1% NH ₄ OH]	% Sol [Acetonitrile]	Flow [ml/min]
0.0	97.0	3.0	2.2
0.2	97.0	3.0	2.2
1.2	0.0	100.0	2.2
1.25	0.0	100.0	3.0
1.4	0.0	100.0	3.0

HPLC-N: Waters Acquity with DA- and MS-detector and CTC autosampler, XBridge C18_3.0x30mm, 2.5 µm (Waters), 60°C

Time [min]	% Sol [H ₂ O 0.1% NH ₄ OH]	% Sol [Acetonitrile]	Flow [ml/min]
0.0	98.0	2.0	2.0
1.2	0.0	100.0	2.0
1.4	0.0	100.0	2.0

HPLC-Q: Waters Acquity with 3100 MS, Sunfire C18_2.1x50mm, 2.5 µm (Waters), 60°C

Time [min]	% Sol [H ₂ O 0.1% TFA]	% Sol [Acetonitrile 0.08% TFA]	Flow [ml/min]
0.0	95.0	5.0	1.5
0.75	0.0	100.0	1.5
0.85	0.0	100.0	1.5

HPLC-T: Waters Acquity with 3100 MS, Sunfire C18_3.0x30mm, 2.5 µm (Waters), 60°C

Time [min]	% Sol [H ₂ O 0.1% NH ₄ OH]	% Sol [Acetonitrile]	Flow [ml/min]
0.0	95.0	5.0	1.5
1.3	1.0	99.0	1.5
1.5	0.1	99.9	1.5
1.6	95.0	5.0	1.5

HPLC-U: Waters Acquity with DA- and MS-detector and CTC autosampler, Sunfire C18_2.1x30mm, 2.5 µm (Waters), 60°C

Time [min]	% Sol [H ₂ O 0.1% TFA]	% Sol [Acetonitrile]	Flow [ml/min]
0.0	99.0	1.0	1.5
0.02	99.0	1.0	1.5
1.0	0.0	100.0	1.5
1.1	0.0	100.0	1.5

HPLC-V: Agilent 1100 with DA-detector, XBridge C18_3.0x30mm, 2.5 µm (Waters), 60°C

Time [min]	% Sol [H ₂ O 0.1% NH ₄ OH]	% Sol [Acetonitrile]	Flow [ml/min]
0.0	98.0	2.0	2.0
1.2	0.0	100.0	2.0
1.4	0.0	100.0	2.0

HPLC-W: XBridge BEH C18_2.1x30mm, 1.7 µm (Waters), 60°C

Time [min]	% Sol [H ₂ O,0.1% TFA]	% Sol [Acetonitrile]	Flow [ml/min]
0.0	99	1	1.6
0.02	99	1	1.6
1.00	0	100	1.6
1.10	0	100	1.6

5

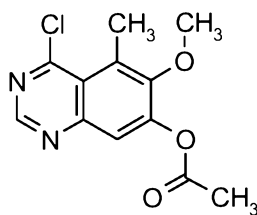
HPLC-X: Sunfire C18_3.0x30mm, 2.5 µm (Waters), 60°C

Time [min]	% Sol [H ₂ O 0.1% TFA]	% Sol [Acetonitrile]	Flow [ml/min]
0.0	98.0	2.0	2.0
1.2	0.0	100.0	2.0
1.4	0.0	100.0	2.0

HPLC-Z: Sunfire C18_3.0x30mm, 2.5µm (Waters), 60°C

Time [min]	% Sol [H ₂ O 0.1% TFA]	% Sol [Acetonitrile]	Flow [ml/min]
0.0	99.0	1.0	2.0
0.9	0.0	100.0	2.0
1.1	0.0	100.0	2.0

10

Preparation of Intermediates:Intermediate I.1:**Step 1:**

To a mixture of 96 g (489 mmol) methyl 4-methyl-1,3-benzodioxole-5-carboxylate (can be obtained according to WO2010117425) in Ac₂O 35 ml (489 mmol) 65% HNO₃ was added at 0 °C, then stirred for 2 h at this temperature. The mixture was added to ice-water solution dropwise with stirring. Then DCM was added. The aq. phase was extracted with DCM, organic layer was separated, and concentrated to give crude product which was triturated with MTBE and filtered yielding methyl 4-methyl-6-nitro-1,3-benzodioxole-5-carboxylate.

Yield: 61 g (47%), ESI-MS: m/z = 240 (M+H)⁺

Step 2:

To a mixture of 36.1 g (151 mmol) methyl 4-methyl-6-nitro-1,3-benzodioxole-5-carboxylate and MeOH, 84 ml of a 30% solution of NaOMe in MeOH (454 mmol) was added and the reaction mixture heated to reflux for 4 h, then cooled to RT and stirred over night. Then cooled to 0°C and 132 ml of a 4 M HCl solution (528 mmol) were added followed by 120 ml water. The mixture was extracted with iPrOAc, the organic layer was separated, and concentrated giving rise to methyl 4-hydroxy-3-methoxy-2-methyl-6-nitro-benzoate.

Yield: 38 g (95% Purity), ESI-MS: m/z = 259 (M+NH₄)⁺

Step 3:

3.8 g 10% Pd/C are added to 38 g (95% purity, 150 mmol) methyl 4-hydroxy-3-methoxy-2-methyl-6-nitro-benzoate in MeOH. The reaction mixture is stirred at RT for 6 h under a hydrogen atmosphere (126 psi). The catalyst is filtered off and the filtrate is evaporated and purified by FC yielding methyl 6-amino-4-hydroxy-3-methoxy-2-methyl-benzoate.

Yield: 28 g (89%), ESI-MS: m/z = 212 (M+H)⁺

Step 4:

A mixture of 28 g (132 mmol) methyl 6-amino-4-hydroxy-3-methoxy-2-methyl-benzoate 41.5 g (399 mmol) formamidine acetate and MeOH is heated to reflux for 2.5 h. Then

the mixture is cooled to 0°C and the precipitate is filtered off and washed with methanol giving rise to 7-hydroxy-6-methoxy-5-methyl-3H-quinazolin-4-one.

Yield: 27 g (90% Purity), ESI-MS: $m/z = 207$ ($M+H$)⁺

Step 5:

A mixture of 27 g (90% purity, 108 mmol) 7-hydroxy-6-methoxy-5-methyl-3H-quinazolin-4-one 76.4 ml (808 mmol) Ac₂O and 17.4 ml (216 mmol) Pyridine is heated to 100°C for 1 h. Then the mixture is cooled to RT and water is added dropwise the precipitate is filtered off, washed with water and dried furnishing (6-methoxy-5-methyl-4-oxo-3H-quinazolin-7-yl) acetate.

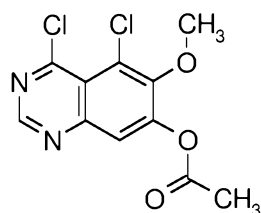
Yield: 20 g (75%), ESI-MS: $m/z = 249$ ($M+H$)⁺

Step 6:

A mixture of 1.2 g (4.8 mmol) (6-methoxy-5-methyl-4-oxo-3H-quinazolin-7-yl) acetate 0.5 ml (5.8 mmol) POCl₃, 2.0 ml (11.60 mmol) DIPEA and DCM is heated to reflux for 22 h. Additional 0.5 ml (5.8 mmol) POCl₃ and 2.0 ml (11.60 mmol) DIPEA are added and the mixture is refluxed for 20 h. The reaction mixture is concentrated and DCM and saturated NaHCO₃ solution is added. The organic phase is separated, dried, diluted with EtOAc and passed through a plug of silica yielding (4-chloro-6-methoxy-5-methyl-quinazolin-7-yl) acetate.

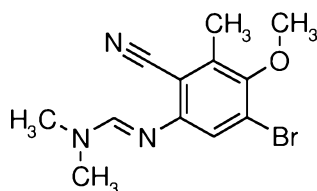
Yield: 1.0 g (78%), ESI-MS: $m/z = 267/269$ ($M+H$)⁺, R_t (HPLC): 0.92 min (HPLC-A)

Intermediate 1.2:



Is prepared in similar fashion as Intermediate **1.1** from methyl 4-chloro-1,3-benzodioxole-5-carboxylate

ESI-MS: $m/z = 287/289$ ($M+H$)⁺, R_t (HPLC): 0.96 min (HPLC-A)

Intermediate II.1:

Step 1:

A mixture of 5.0 g (26.0 mmol) 3-methoxy-2-methyl-6-nitro-benzonitrile (can be obtained according to US6211196) and TFA is cooled to 0°C and 3.8 g (13.2 mmol) dibromoisocyanuric acid is added in small portions. The reaction mixture is warmed to RT, stirred over night and diluted with ice water. The precipitate was filtered and dried giving rise to 4-bromo-3-methoxy-2-methyl-6-nitro-benzonitrile

Yield: 5.4 g (76%), ESI-MS: $m/z = 288$ $M+NH_4^+$, R_t (HPLC): 0.61 min (HPLC-G)

Step 2:

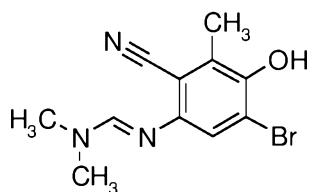
A mixture of 2.0 g (7.4 mmol) 4-bromo-3-methoxy-2-methyl-6-nitro-benzonitrile and acetone is cooled to 0°C and 47 ml (74.4 mmol) 20% $TiCl_3$ solution in water is slowly added followed by 75 ml (300 mmol) 4 M NH_4OAc solution in water. The reaction mixture is stirred at 0°C for 3 h then warmed to RT. Diluted with EtOAc and water, the aqueous phase is separated and extracted with EtOAc. The organic phases are pooled, washed with brine, dried with $MgSO_4$ filtered and evaporated. Ether is added to the residual and the precipitate is filtered off. The filtrate is evaporated and purified via FC yielding 6-amino-4-bromo-3-methoxy-2-methyl-benzonitrile

Yield: 1.3 g (73%), ESI-MS: $m/z = 241$ $M+H^+$, R_t (HPLC): 0.54 min (HPLC-G)

Step 3:

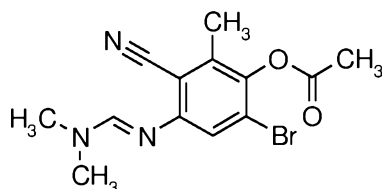
A mixture of 3.7 g (15.2 mmol) 6-amino-4-bromo-3-methoxy-2-methyl-benzonitrile and 37 ml N,N-dimethylformamide dimethyl acetal is stirred at 120°C for 3 h. The reaction mixture is evaporated and purified via FC resulting N'-(5-bromo-2-cyano-4-methoxy-3-methyl-phenyl)-N,N-dimethyl-formamidine

Yield: 3.8 g (84%), ESI-MS: $m/z = 296$ $M+H^+$, R_t (HPLC): 0.36 min (HPLC-G)

Intermediate II.2:

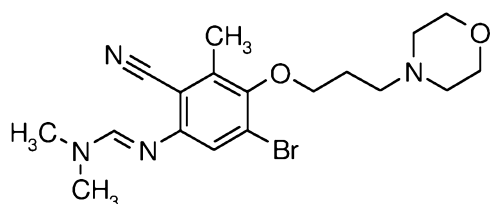
To a mixture of 3.0 g (10.1 mmol) N'-(5-bromo-2-cyano-4-methoxy-3-methyl-phenyl)-N,N-dimethyl-formamidine (intermediate II.1) and DCM 30 ml (30 mmol) BBr₃ solution 1 M in DCM is added. The reaction mixture is stirred at RT for 20 h and diluted with saturated NaHCO₃ solution. The organic phase is separated, dried over MgSO₄ and evaporated, giving rise to N'-(5-bromo-2-cyano-4-hydroxy-3-methyl-phenyl)-N,N-dimethyl-formamidine.

Yield: 2.0 g (70%), ESI-MS: m/z = 282 M+H⁺, R_t(HPLC): 0.28 min (HPLC-G)

Intermediate II.3:

To a mixture of 1.9 g (6.7 mmol) N'-(5-bromo-2-cyano-4-hydroxy-3-methyl-phenyl)-N,N-dimethyl-formamidine (intermediate II.2), 1.7 ml (12.1 mmol) triethylamine and DCM 0.6 ml (8.2 mmol) acetyl chloride is added and the reaction mixture is stirred at RT for 5.5 h. Additional 0.26 ml (1.8 mmol) triethylamine and 0.1 ml (1.4 mmol) acetyl chloride are added and the reaction mixture is stirred at RT for 1 h and diluted with water. The organic phase is separated and evaporated, giving rise to [6-bromo-3-cyano-4-[(E)-dimethylaminomethyleneamino]-2-methyl-phenyl] acetate.

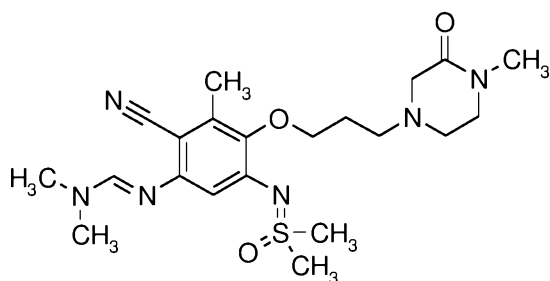
Yield: 2.0 g (92%), ESI-MS: m/z = 324 M+H⁺, R_t(HPLC): 0.38 min (HPLC-G)

Intermediate II.4:

A mixture of 0.2 g (0.57 mmol) intermediate **II.2**, 0.1 g (0.73 mmol) 4-(3-Chloro-propyl)-morpholine, 0.2 g (1.23 mmol) K_2CO_3 and acetonitrile is heated to 80°C in a sealed tube for 6 h. After cooling to RT the solvent is evaporated and DCM and water are added. The organic phase is separated, dried, filtered and evaporated.

Yield: 0.2 g (Purity 70%), ESI-MS: $m/z = 409 M+H^+$, R_t (HPLC): 0.98 min (HPLC-M)

Intermediate II.5:



Step 1:

A mixture of 0.2 g (0.71 mmol) intermediate **II.2**, 0.1 g (0.92 mmol) 1-Bromo-3-chloro-propane, 0.2 g (1.56 mmol) K_2CO_3 and acetonitrile is heated to 80°C in a sealed tube for 5 h. After cooling to RT the solvent is evaporated and DCM and water are added. The organic phase is separated, dried, filtered and evaporated.

Yield: 0.2 g (Purity 90%), ESI-MS: $m/z = 358/360 M+H^+$, R_t (HPLC): 1.12 min (HPLC-M)

Step 2:

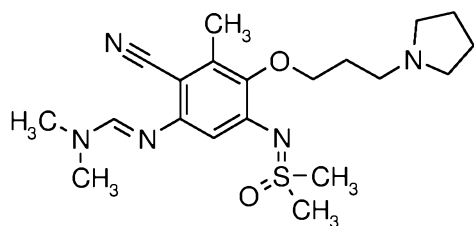
A mixture of 0.2 g (0.50 mmol) intermediate **II.5** step 1, 70 mg (0.61 mmol) 1-Methylpiperazin-2-one, 90 mg (0.65 mmol) K_2CO_3 and acetonitrile is heated to 80°C in a pressure tube for 3.5 h. After cooling to RT the solvent is evaporated and DCM and water are added. The organic phase is separated, dried, filtered and evaporated.

Yield: 0.1 g (Yield 59%), ESI-MS: $m/z = 436 M+H^+$, R_t (HPLC): 0.25 min (HPLC-W)

Step 3:

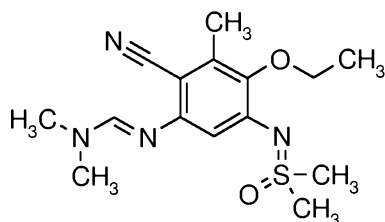
A mixture of 130 mg (0.30 mmol) intermediate **II.5** step 2, 42 mg (0.45 mmol) dimethylsulphoximine, 36 mg (0.12 mmol) 2-(di-*t*-butylphosphino) biphenyl, 27 mg (0.03 mmol) Pd_2dba_3 and 66 mg (0.69 mmol) sodium *tert*-butoxide and dioxane and heated to 80°C for 2.25 h in a sealed tube. After cooling to RT the solvent is evaporated and DCM and water are added. The organic phase is separated, dried, filtered and evaporated. The crude product is purified by FC.

Yield: 60 mg (Yield 45%), ESI-MS: $m/z = 449 M+H^+$, R_t (HPLC): 0.77 min (HPLC-M)

Intermediate II.6

Is prepared in similar fashion as Intermediate **II.5** using pyrrolidine as nucleophile

ESI-MS: $m/z = 406 \text{ M}+\text{H}^+$, $R_t(\text{HPLC})$: 0.96 min (HPLC-M)

Intermediate II.7:

Step 1:

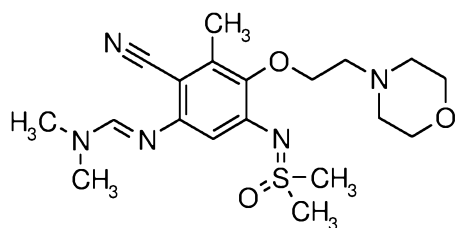
A mixture of 0.2 g (0.64 mmol) intermediate **II.2**, 0.1 g (0.94 mmol) Bromo-ethane, 0.2 g (1.45 mmol) K_2CO_3 and acetonitrile is heated to 80°C in a sealed tube for 5 h. After cooling to RT the solvent is evaporated and DCM and water are added. The organic phase is separated, dried, filtered and evaporated.

Yield: 0.2 g (Purity 85%), ESI-MS: $m/z = 310 \text{ M}+\text{H}^+$, $R_t(\text{HPLC})$: 1.07 min (HPLC-M)

Step 2:

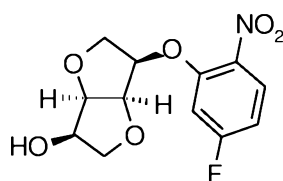
A mixture of 180 mg (0.58 mmol) intermediate **II.7** step 1, 81 mg (0.87 mmol) dimethylsulphoximine, 70 mg (0.24 mmol) 2-(di-*t*-butylphosphino) biphenyl, 53 mg (0.06 mmol) Pd_2dba_3 and 130 mg (1.35 mmol) sodium *tert*-butoxide and dioxane and heated to 80°C for 2.75 h in a sealed tube After cooling to RT the solvent is evaporated and DCM and water are added. The organic phase is separated, dried, filtered and evaporated. The crude product is purified by FC.

Yield: 97 mg (Yield 59%), ESI-MS: $m/z = 323 \text{ M}+\text{H}^+$, $R_t(\text{HPLC})$: 0.83 min (HPLC-M)

Intermediate II.8:

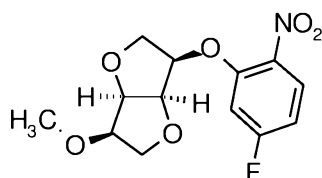
Is prepared in similar fashion as Intermediate **II.7** using 4-(2-Chloro-ethyl)-morpholine as electrophile

ESI-MS: $m/z = 408$ $M+H^+$, R_t (HPLC): 0.80 min (HPLC-M)

Intermediate III.1:

2.2 ml (20.0 mmol) 2,4-difluoro-1-nitro-benzene and 2.9 g (20.0 mmol) 1,4:3,6-dianhydro-D-mannitol in 70 ml THF are cooled to -5°C . 20 ml (20.0 mmol) 1M LiHMDS in THF are added dropwise and the reaction mixture is allowed to warm to RT and stirred over night. 1M HCl is added and the mixture is extracted with EtOAc. The organic phases are pooled and washed with water, dried and evaporated. The residue is purified by FC.

Yield: 2.7 g (47%), ESI-MS: $m/z = 286$ $(M+H)^+$, R_t (HPLC): 0.80 min (HPLC-H)

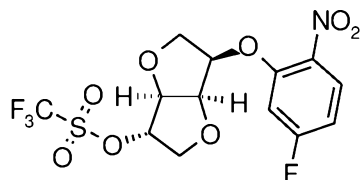
Intermediate III.2:

To 0.9 g (3.0 mmol) (3R,3aR,6R,6aR)-6-(5-fluoro-2-nitro-phenoxy)-2,3,3a,5,6,6a-hexahydrofuro[3,2-b]furan-3-ol (**III.1**), 0.1 g (0.3 mmol) tetrabutylammonium iodide and 1.3 ml (7.8 mmol) of a 6 mol/l aqueous NaOH solution in 15 ml DCM 0.3 ml (3.6 mmol) dimethyl sulfate are added dropwise and the mixture is stirred at RT for 24 h. Additional 1.3 ml (7.8 mmol) of a aqueous 6 mol/l NaOH solution and 0.3 ml (3.6 mmol) dimethyl

sulfate are added and the mixture is stirred at RT over night. The reaction mixture is washed with water, dried and evaporated. The residue is purified by FC.

Yield: 0.8 g (85%), ESI-MS: $m/z = 300$ ($M+H$)⁺, R_t (HPLC): 0.90 min (HPLC-H)

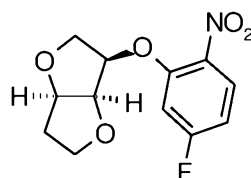
5 Intermediate III.3:



2.9 g (5.0 mmol) (3S,3aR,6R,6aR)-6-(5-fluoro-2-nitro-phenoxy)-2,3,3a,5,6,6a-hexahydrofuro[3,2-b]furan-3-ol (prepared as described for **III.1** from 2,4-difluoro-1-nitro-benzene and 1,4:3,6-dianhydro-D-sorbitol) and 1.2 g (15.0 mmol) pyridine in DCM are cooled to 0°C. 2.0 ml (12.0 mmol) trifluoromethanesulfonic anhydride is added dropwise and after 1 h the reaction mixture is allowed to warm to RT and stirred over night. The reaction mixture is washed with water, 10% citric acid, water, dried and evaporated.

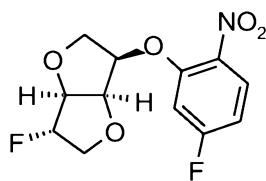
Yield: 4.0 g (96%), ESI-MS: $m/z = 418$ ($M+H$)⁺, R_t (HPLC): 0.95 min (HPLC-A)

15 Intermediate III.4:



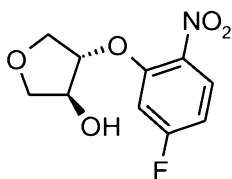
To 4.0 g (9.6 mmol) [(3R,3aR,6S,6aS)-3-(5-fluoro-2-nitro-phenoxy)-2,3,3a,5,6,6a-hexahydrofuro[3,2-b]furan-6-yl] trifluoromethanesulfonate (intermediate **III.3**) in acetonitrile 1.1 g (28.8 mmol) sodium borohydride are added. The reaction mixture is stirred at RT for 10 days. The reaction mixture is evaporated, taken up in ice water, carefully acidified with aqueous 4 mol/l HCl and extracted with EtOAc. The organic phases are pooled, washed with water, dried and evaporated. The residue is purified by FC.

Yield: 1.6 g (62%), ESI-MS: $m/z = 270$ ($M+H$)⁺, R_t (HPLC): 0.75 min (HPLC-A)

Intermediate III.5:

3.7 g (8.9 mmol) [(3R,3aR,6R,6aS)-3-(5-fluoro-2-nitro-phenoxy)-2,3,3a,5,6,6a-hexahydrofuro[3,2-b]furan-6-yl] trifluoromethanesulfonate (prepared as described for **III.3** from **III.1**) in 53.2 ml of a 1M solution of tetrabutylammonium fluoride in THF (53.2 mmol) is stirred at RT for 3 h. Water and DCM are added and the organic layer is separated, washed with water, dried and evaporated. The residue was purified by FC.

Yield: 2.3 g (89%), ESI-MS: $m/z = 288$ ($M+H$)⁺, R_t (HPLC): 0.80 min (HPLC-A)

Intermediate III.6:

Step 1:

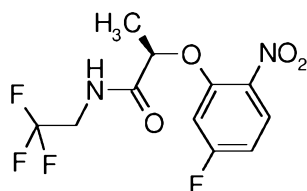
A mixture of 2,4-difluoronitrobenzene (2.81 ml; 25.7 mmol), (3S,4S)-4-(tert-butyl-dimethyl-silanyloxy)-tetrahydro-furan-3-ol (WO2013/55577; diol starting material: Synthesis, 1992, pp. 951-953), 7.00 g; 25.6 mmol THF (100 ml), and sodium hydride (60% dispersion in mineral oil; 1.03 g; 25.7 mmol) is stirred at RT over night. DCM is added and the mixture is extracted with water. The organic layer is separated, dried with magnesium sulphate, filtered and evaporated. The residue is purified by FC (DCM).

Yield: 6.07 g (66%), ESI-MS: $m/z = 358$ ($M+H$)⁺

Step 2:

A mixture of (3S,4S)-tert-Butyl-[4-(5-fluoro-2-nitro-phenoxy)-tetrahydro-furan-3-yloxy]-dimethyl-silane (6.07 g; 12.7 mmol) and AcOH/water/THF (3:1:1, 50 ml) is stirred at RT over night. Volatiles are evaporated, the residue is taken up in water and extracted with DCM. The organic layer is separated, dried with magnesium sulphate, filtered and evaporated. The residue is purified by FC (DCM/MeOH 96:4).

Yield: 2.95 g (95%), ESI-MS: $m/z = 244$ ($M+H$)⁺, Specific rotation: $[\alpha]_D^{20}$ (MeOH) = +21°

Intermediate III.7:

Step 1:

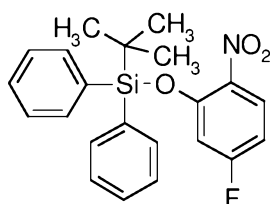
To 8.4 g (34.5 mmol) methyl (2R)-2-(5-fluoro-2-nitro-phenoxy)propanoate (prepared as described for **III.1** from 2,4-difluoro-1-nitro-benzene and (R)-2-Hydroxy-propionic acid methyl ester) in THF and 69.1 ml (69.1 mmol) 1 N NaOH in water are added and the mixture is stirred at RT for 30 min. The reaction mixture is cooled to 0°C and neutralized with 1 M HCl, concentrated and extracted with EtOAc. The organic phases are pooled dried and evaporated. The residual is titrated with PE and filtered giving rise to (2R)-2-(5-fluoro-2-nitro-phenoxy)propanoic acid.

Yield: 7.2 g (91%), ESI-MS: $m/z = 230$ ($M+H$)⁺, R_t (HPLC): 0.81 min (HPLC-A)

Step 2:

To a mixture of 1.5 g (6.55 mmol) (2R)-2-(5-fluoro-2-nitro-phenoxy)propanoic acid, 0.78 g (7.86 mmol), 2.13 g (16.4 mmol) diisopropylethylamine and DMF 2.7 g (7.2 mmol) HATU are added and the reaction mixture is stirred at RT for 1 h and evaporated. The crude product is purified by FC.

Yield: 1.7 g (84%), ESI-MS: $m/z = 311$ ($M+H$)⁺, R_t (HPLC): 0.94 min (HPLC-A)

Intermediate III.8:

A mixture of 1.6 g (10 mmol) 5-Fluoro-nitrophenol 3.1 ml (12 mmol) tert-Butyldiphenylchlorosilane and pyridine is stirred for 3 h at RT. The solvent is evaporated and water and EtOAc are added. The organic phase is separated, dried and evaporated and the residual is purified by FC.

Yield: 4 g (quantitative), ESI-MS: $m/z = 413$ ($M+NH_4$)⁺, R_t (HPLC): 1.20 min (HPLC-A)

Intermediate III.9:

Error! Objects cannot be created from editing field codes.

Is prepared in similar manner as intermediate **III.8** using 5-Chloro-nitrophenol

ESI-MS: $m/z = 429$ ($M+NH_4$)⁺, R_t (HPLC): 1.32 min (HPLC-M)

Intermediate IV.1:

Error! Objects cannot be created from editing field codes.

0.3 g 10% Pd/C are added to 2.6 g (9.1 mmol) **III.1** in 70 ml EtOAc. The reaction mixture is stirred at RT for 5 h under a hydrogen atmosphere (50 psi). The catalyst is filtered off and the filtrate is evaporated.

Yield: 2.3 g (99%), ESI-MS: $m/z = 256$ ($M+H$)⁺, R_t (HPLC): 0.34 min (HPLC-H)

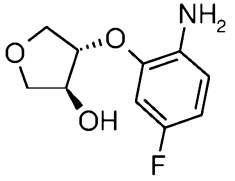
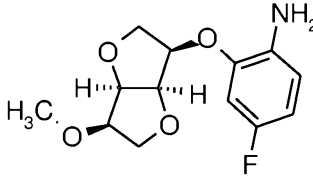
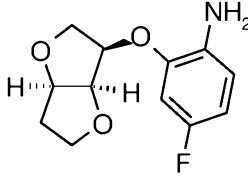
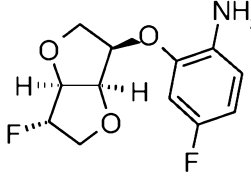
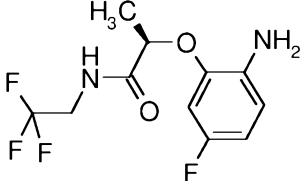
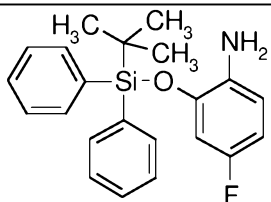
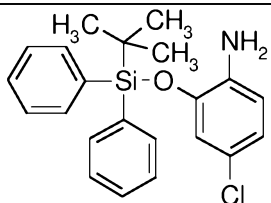
Intermediate IV.2:

Error! Objects cannot be created from editing field codes.

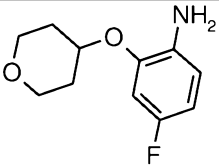
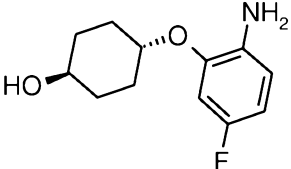
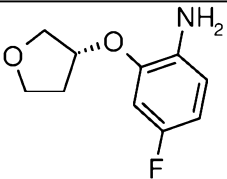
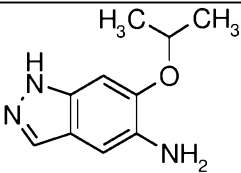
Is prepared in a similar manner as intermediate **IV.1** from 2,4-difluoro-1-nitro-benzene and (2*R*)-1,1,1-trifluoropropan-2-ol.

ESI-MS: $m/z = 224$ ($M+H$)⁺, R_t (HPLC): 0.77 min (Z18_S04)

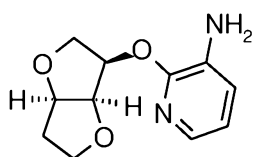
The following Intermediates are prepared in a similar manner to intermediate **IV.1** by reduction from the corresponding starting materials:

Name	Starting material	R	ESI-MS m/z M+H ⁺	R _t (HPLC)
IV.30	III.6		214	-
IV.31	III.2		270	0.59 min (HPLC-H)
IV.32	III.4		240	0.63 min (HPLC-M)
IV.33	III.5		258	0.49 min (HPLC-A)
IV.34	III.7		281	0.67 min (HPLC-A)
IV.40	III.8		366	1.26 min (HPLC-M)
IV.41	III.9		382	1.28 min (HPLC-M)

The following Intermediates are prepared according to the given references:

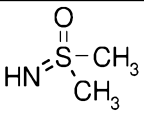
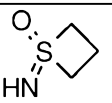
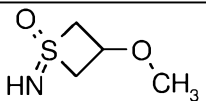
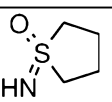
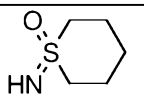
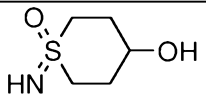
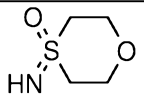
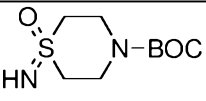
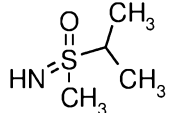
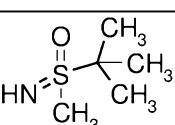
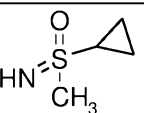
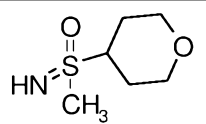
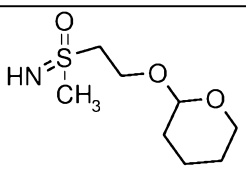
Name	R	Reference
IV.50		WO2011/104337
IV.51		WO2011/104334
IV.52		WO2011/104337
IV.53		WO2013/174744

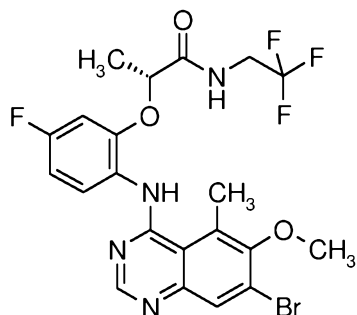
Intermediate IV.60:



To 3.5 g (8.7 mmol) [(3R,3aR,6R,6aS)-3-[(3-nitro-2-pyridyl)oxy]-2,3,3a,5,6,6a-hexahydrofuro[3,2-b]furan-6-yl] trifluoromethanesulfonate (prepared as described for **III.3** from 2-fluoro-3-nitro-pyridine and 1,4:3,6-dianhydro-D-mannitol) in acetonitrile 1.1 g (28.0 mmol) sodium borohydride are added. The reaction mixture is stirred at RT for 4 days. The reaction mixture is evaporated, taken up in ice water, carefully acidified with aqueous 4 M HCl and extracted with EtOAc. The organic phases are pooled, washed with water, dried and evaporated. The residue is purified by HPLC. Yield: 0.2 g (11%), ESI-MS: $m/z = 223$ ($M+H$)⁺, R_t (HPLC): 0.28 min (HPLC-G)

The following Intermediates are prepared according to the given references:

Name	Structure	Reference
V.1		WO 2008/141843
V.3		Adaptation of WO 2008/141843
V.4		Adaptation of Org. Lett., 2004 , 6(8), 1305 – 1307
V.5		WO 2008/141843
V.8		US2005/228027
V.9		Adaptation of Org. Lett., 2004 , 6(8), 1305 – 1307
V.10		WO2008/141843
V.11		Adaptation of WO2011/29537
V.15		Adaptation of Org. Lett., 2004 , 6(8), 1305 – 1307
V.16		Org. Lett., 2004 , 6(8), 1305 – 1307
V.17		Adaptation of Org. Lett., 2004 , 6(8), 1305 – 1307
V.18		Adaptation of Org. Lett., 2004 , 6(8), 1305 – 1307
V.19		Adaption of Tetrahedron, 1993 , 49(37), 8449 - 8464

Intermediate VI.1:

Step 1:

A mixture of 1.6 g (4.24 mmol) intermediate **IV.40** and 1.3 g (4.39 mmol) intermediate **II.1** and glacial acetic acid are heated to 90°C for 2.5 h. After cooling to RT saturated NaHCO₃ solution is added followed by EtOAc. The aqueous phase is separated and extracted with EtOAc, the organic phases are pooled and evaporated. A small amount of Et₂O is added to the residual and the precipitate is filtered and dried giving rise to 2-[(7-bromo-6-methoxy-5-methyl-quinazolin-4-yl)amino]-5-fluoro-phenol.

Yield: 1.2 g (75%), ESI-MS: m/z = 378 (M+H)⁺, R_t(HPLC): 0.44 min (HPLC-G)

Step 2:

To a mixture of 1.2 g (3.17 mmol) 2-[(7-bromo-6-methoxy-5-methyl-quinazolin-4-yl)amino]-5-fluoro-phenol 0.8 g (6.35 mmol) (*S*)-2-Hydroxy-propionic acid ethyl ester, 2.5 g (9.53 mmol) triphenylphosphine and THF at 0°C, 2.2 g (9.55 mmol) di-tert-butylazodicarboxylate in 20 ml THF is added. The reaction mixture is warmed to RT and stirred for 2 h. The solvent is evaporated and the residual is purified by FC yielding ethyl (2*R*)-2-[2-[(7-bromo-6-methoxy-5-methyl-quinazolin-4-yl)amino]-5-fluoro-phenoxy]propanoate.

Yield: 1.0 g (64%), ESI-MS: m/z = 478 (M+H)⁺, R_t(HPLC): 0.57 min (HPLC-G)

Step 3:

To a mixture of 1.0 g (2.03 mmol) ethyl (2*R*)-2-[2-[(7-bromo-6-methoxy-5-methyl-quinazolin-4-yl)amino]-5-fluoro-phenoxy]propanoate, THF and EtOH, 5 ml (5.0 mmol) 1 M NaOH solution is added and the reaction mixture is stirred for 2 h at RT and neutralized with 1 M HCl. The precipitate is filtered and dried furnishing (2*R*)-2-[2-[(7-bromo-6-methoxy-5-methyl-quinazolin-4-yl)amino]-5-fluoro-phenoxy]propanoic acid.

Yield: 0.6 g (64%), ESI-MS: m/z = 450 (M+H)⁺, R_t(HPLC): 0.71 min (HPLC-M)

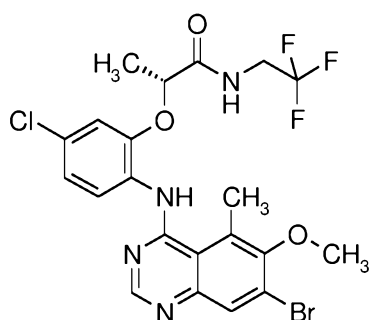
Step 4:

To a mixture of 0.6 g (1.29 mmol) (2*R*)-2-[2-[(7-bromo-6-methoxy-5-methyl-quinazolin-4-yl)amino]-5-fluoro-phenoxy]propanoic acid, 0.2 g (1.59 mmol) 2,2,2-trifluoro-ethylamine, 0.6 ml (3.23 mmol) diisopropylethylamine and DMF, 0.5 g (1.42 mmol) HATU is added.

The reaction mixture is stirred at RT over night. The solvent is evaporated and the residual is purified by FC yielding (2*R*)-2-[2-[(7-bromo-6-methoxy-5-methyl-quinazolin-4-yl)amino]-5-fluoro-phenoxy]-*N*-(2,2,2-trifluoroethyl)propanamide.

Yield: 0.5 g (69%), ESI-MS: $m/z = 531$ ($M+H$)⁺, R_t (HPLC): 0.89 min (HPLC-A)

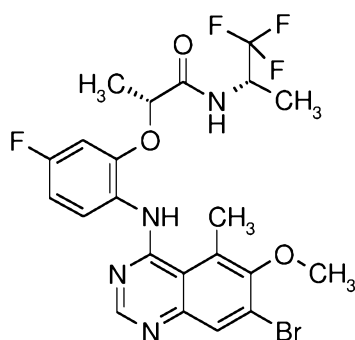
Intermediate VI.2:



Is prepared in similar manner as intermediate **VI.1** using **IV.41**.

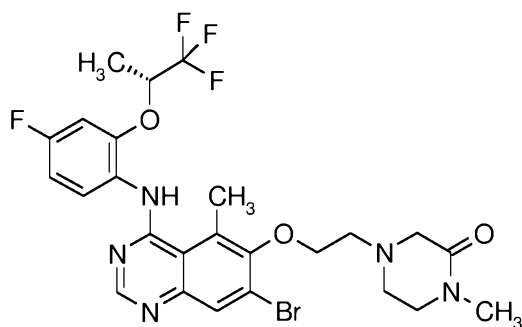
ESI-MS: $m/z = 547$ ($M+H$)⁺, R_t (HPLC): 1.12 min (HPLC-M)

Intermediate VI.3:



Is prepared in similar manner as intermediate **VI.1** using (2*S*)-1,1,1-trifluoropropan-2-amine.

ESI-MS: $m/z = 545$ ($M+H$)⁺, R_t (HPLC): 1.11 min (HPLC-M)

Intermediate VI.4:

Step 1:

A mixture of 0.2 g (0.74 mmol) intermediate **IV.2** and 0.3 g (0.74 mmol) intermediate **II.3** and glacial acetic acid are heated to 80°C for 2 h then 90°C for 24 h. After cooling to RT saturated NaHCO₃ solution is added followed by DCM. The aqueous phase is separated and extracted with EtOAc, the organic phases are pooled and evaporated. MeOH and conc. NH₃-solution is added and the mixture is stirred at RT for 15 h, then concentrated. A small amount of MeOH is added to the residual and the precipitate is filtered and dried giving rise 7-bromo-4-[4-fluoro-2-[(1R)-2,2,2-trifluoro-1-methyl-ethoxy]anilino]-5-methyl-quinazolin-6-ol.

Yield: 0.4 g (Yield 50%), ESI-MS: $m/z = 460$ (M+H)⁺, R_t(HPLC): 0.51 min (HPLC-W)

Step 2:

A mixture of 50 mg (0.11 mmol) intermediate **VI.4** step 1, 20 mg (0.14 mmol) 1-Bromo-2-chloro-ethane, 33 mg (0.24 mmol) K₂CO₃ and acetonitrile is heated to 80°C in a sealed tube for 6 h. After cooling to RT the solvent is evaporated and DCM and water are added. The organic phase is separated, dried, filtered and evaporated giving rise to 7-bromo-6-(2-chloroethoxy)-N-[4-fluoro-2-[(1R)-2,2,2-trifluoro-1-methyl-ethoxy]phenyl]-5-methyl-quinazolin-4-amine

Yield: 50 mg (Yield 88%), ESI-MS: $m/z = 522$ M+H⁺, R_t(HPLC): 0.62 min (HPLC-W)

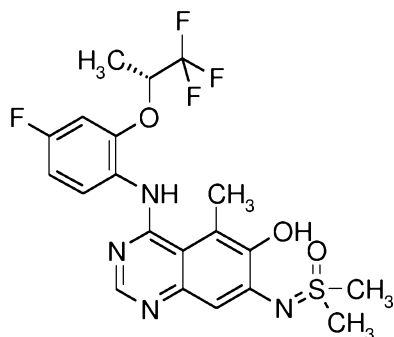
Step 3:

A mixture of 50 mg (0.10 mmol) intermediate **VI.4** step 2, 14 mg (0.12 mmol) 1-Methylpiperazin-2-one, 18 mg (0.13 mmol) K₂CO₃, 3 mg (0.02 mmol) NaI and acetonitrile is heated to 80°C in a sealed tube for 7 h. Additional 14 mg (0.12 mmol) 1-Methylpiperazin-2-one and 18 mg (0.13 mmol) K₂CO₃ are added and the mixture is heated to 100°C in a sealed tube for 13 h. After cooling to RT the solvent is evaporated and DCM and water are added. The organic phase is separated, dried, filtered and

evaporated yielding 4-[2-[7-bromo-4-[4-fluoro-2-[(1R)-2,2,2-trifluoro-1-methyl-ethoxy]anilino]-5-methyl-quinazolin-6-yl]oxyethyl]-1-methyl-piperazin-2-one.

Yield: 50 mg (Yield 87%), ESI-MS: $m/z = 600 \text{ M}+\text{H}^+$, $R_t(\text{HPLC})$: 1.06 min (HPLC-M)

Intermediate VII.1:



Step 1:

A mixture of 0.7 g (3.05 mmol) intermediate **IV.2** and 1.0 g (3.09 mmol) intermediate **II.3** and glacial acetic acid are heated to 80°C for 1.75 h. After cooling to RT, the reaction mixture is concentrated and saturated NaHCO_3 solution is added followed by DCM. The organic phase is separated and concentrated and purified by FC giving rise to [7-bromo-4-[4-fluoro-2-[(1R)-2,2,2-trifluoro-1-methyl-ethoxy]anilino]-5-methyl-quinazolin-6-yl] acetate.

Yield: 1.3 g (Yield 85%), ESI-MS: $m/z = 502 \text{ (M}+\text{H)}^+$, $R_t(\text{HPLC})$: 1.10 min (HPLC-M)

Step 2:

A mixture of 0.2 g (0.30 mmol) intermediate **VII.1** step 1, 50 mg (0.54 mmol) dimethylsulphoximine, 71 mg (0.09 mmol) Pd-PEPPSI-IPent Catalyst and 0.5 g (1.54 mmol) Cs_2CO_3 and dioxane are heated in a sealed tube to 65°C for 2 h and to 100°C over night. After cooling to RT the solvent is evaporated and the crude product is purified by HPLC.

Yield: 30 mg (Yield 21%), ESI-MS: $m/z = 473 \text{ MH}^+$, $R_t(\text{HPLC})$: 0.79 min (HPLC-M)

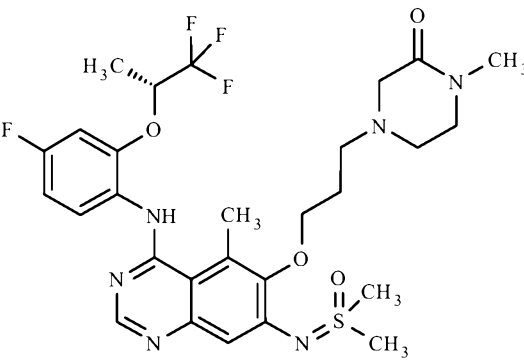
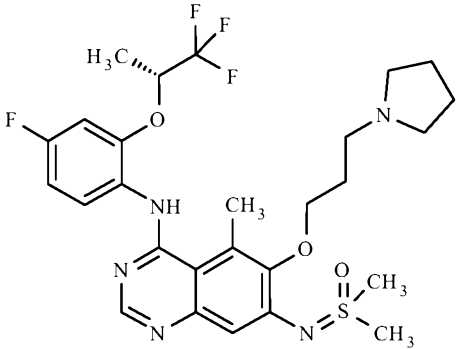
Methods of Preparation of Final Compounds

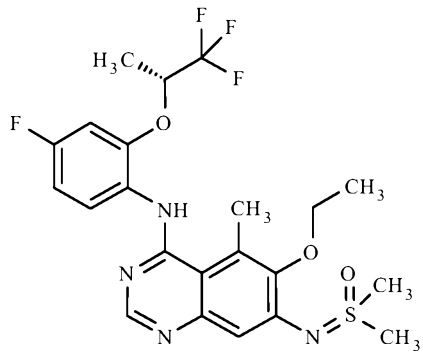
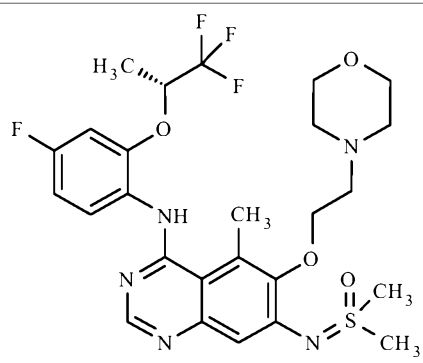
General procedure 1 (P1) for examples shown in table 1 and table 2:

Equimolar amounts of the respective intermediates **II** and **IV** are dissolved in AcOH and heated to the given temperature for the given time. The reaction mixture is diluted with water and saturated aqueous NaHCO₃-solution. An alternative workup comprises evaporation of the reaction mixture and treatment of the residue with MeOH and water. In case the product precipitates it is filtered off, otherwise the mixture is extracted with EtOAc. The organic phases are pooled dried and evaporated. If required, the crude product is further purified by FC or HPLC.

The following examples in table 1 (example number given in column #) are prepared according to P1, details are given in the column synthesis comment, the retention-time and mass (ESI-MS m/z M+H⁺) determined by HPLC-MS are given in the columns MS and RT.

Table 1:

#	Structure	II	IV	MS	RT	Synthesis Comment
1.01		II.5	IV.2	627	0.42 min HPLC-G	2 h 80°C
1.02		II.6	IV.2	584	1.21 min HPLC-M	5 h 80°C

<p>1.03</p>		<p>II.7</p>	<p>IV.2</p>	<p>501</p>	<p>1.05 min HPLC-M</p>	<p>4 h 80°C</p>
<p>1.04</p>		<p>II.8</p>	<p>IV.2</p>	<p>586</p>	<p>0.98 min HPLC-M</p>	<p>5 h 80°C</p>

General procedure 2 (P2) for examples shown in table 2:

A mixture of 1 eq of intermediate **I**, 1 eq of intermediate **IV** and Dioxane is heated to 110°C for 2 h then concentrated and diluted with water. 1 eq NEt₃ or NH₃ is added and the mixture is stirred over night. The precipitate filtered off and dried, giving rise to the 7-hydroxy quinazoline to which 1.8 eq N-phenyltrifluoromethanesulfonimide, 3 eq K₂CO₃ and THF are added and the mixture is stirred over night. The reaction mixture is filtered and the filtrate concentrated giving rise to the aryl triflate.

General procedure 3 (P3) for examples shown in table 2:

1 eq of aryl bromide or aryl triflate, 1.2 eq sulfoximine and the amount of catalyst, ligand base and solvent given in the table Buchwald conditions are heated to the given temperature for the given time. The reaction mixture is concentrated and the crude product purified by HPLC or FC.

Table Buchwald conditions:

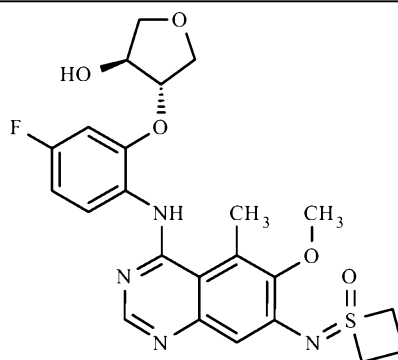
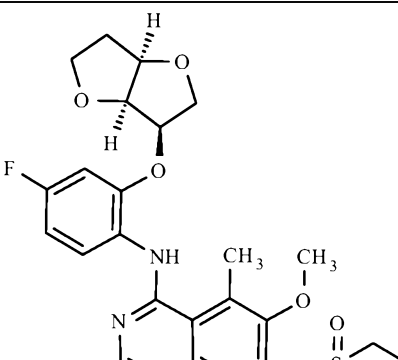
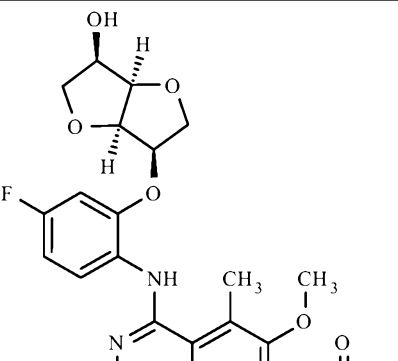
Abbreviation	Conditions
BC1	0.1 eq Xanthphos 0.1 eq PdOAc ₂ 2.5 eq Cs ₂ CO ₃ in Dioxane
BC2	0.1 eq Xanthphos 0.1 eq PdOAc ₂ 2.5 eq Cs ₂ CO ₃ in Dioxane followed by deprotection with 10 eq TFA in DCM
BC3	0.3 eq 2-(Di-t-butylphosphino) biphenyl 0.1 eq Pd ₂ dba ₃ 2.0 eq NaOtBu in Dioxane
BC4	0.3 eq 2-(Di-t-butylphosphino) biphenyl 0.1 eq Pd ₂ dba ₃ 2.3 eq Cs ₂ CO ₃ in Dioxane
BC5	0.2 eq BINAP 0.1 eq PdOAc ₂ 1.4 eq Cs ₂ CO ₃ in Dioxane
BC6	0.1 eq Xanthphos 0.1 eq PdOAc ₂ 2.5 eq Cs ₂ CO ₃ in Dioxane followed by deprotection with pTsOH in MeOH
BC7	0.2 eq 2-(Di-t-butylphosphino) biphenyl 0.08 eq Pd ₂ dba ₃ 1.5 eq NaOtBu in Dioxane
BC8	0.4 eq 2-(Di-t-butylphosphino) biphenyl 0.1 eq Pd ₂ dba ₃ 2.3 eq NaOtBu in Dioxane

To obtain the following examples shown in table 2 (example number given in column #), the corresponding 7-bromo quinazoline (aryl bromide) is prepared according to P1 or quinazolin-7-yl trifluoromethanesulfonate (aryl triflate) is prepared according to P2 followed by coupling according to P3. Details are given in the column synthesis comment, the retention-time and mass (ESI-MS m/z M+H⁺) determined by HPLC-MS are given in the columns MS and RT.

Table 2:

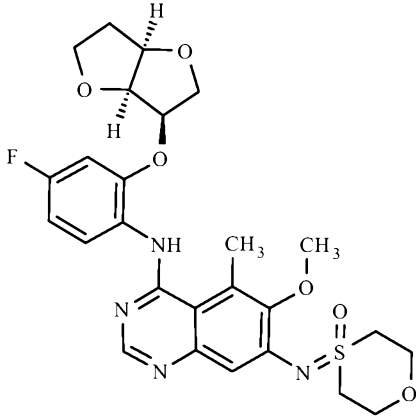
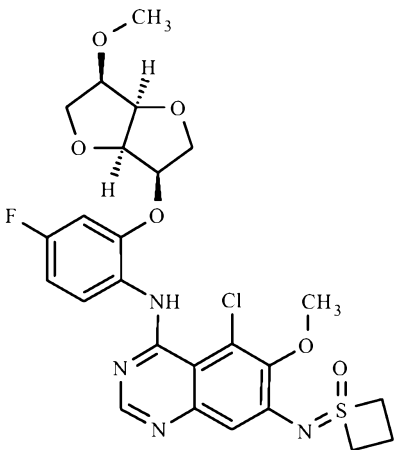
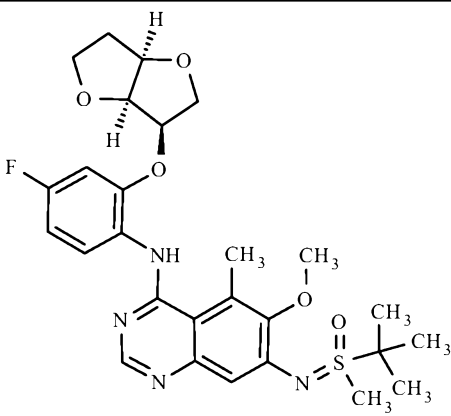
#	Structure	I/II VI	IV	MS	RT	Synthesis Comment
2.01		VI.1	-	586	0.97 min HPLC-M	BC1 2.5 h 90°C
2.02		I.1	IV.33	521.3	0.54 min HPLC-X	BC1 1.5 h 100°C
2.03		I.1	IV.32	529	0.74 min HPLC-V	BC1 1 h 80°C

#	Structure	I/II VI	IV	MS	RT	Synthesis Comment
2.04		I.1	IV.32	559.2	0.37 min HPLC-Q	BC1 2 h 80°C
2.05		VI.3	-	584	0.98 min HPLC-M	BC8 2.75 h 80°C
2.06		I.1	IV.1	531.2	0.56 min HPLC-N	BC1 1.5 h 80°C

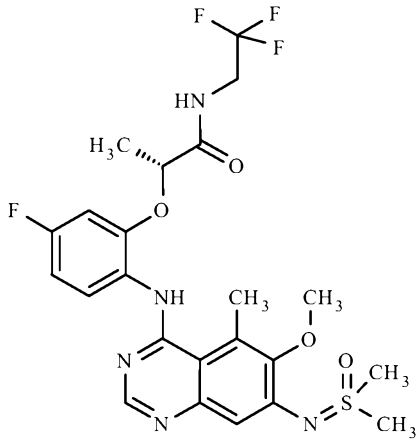
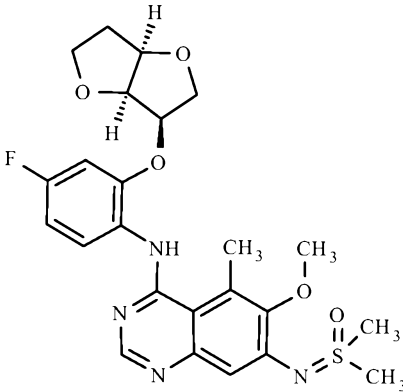
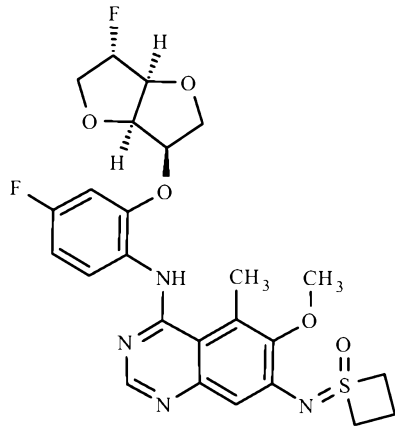
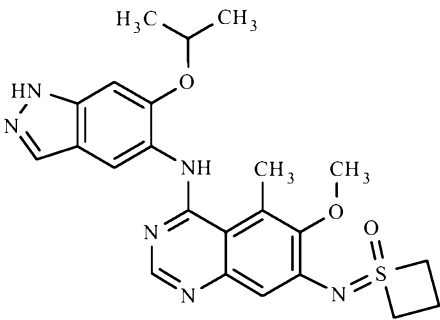
#	Structure	I/II VI	IV	MS	RT	Synthesis Comment
2.07		II.1	IV.30	489	0.85 min HPLC-M	BC3 2 h 80°C
2.08		I.1	IV.32	543.3	0.57 min HPLC-X	BC1 2 h 100°C
2.09		II.1	IV.1			

#	Structure	I/II VI	IV	MS	RT	Synthesis Comment
2.10		I.1	IV.60	512.2	0.48 min HPLC-K	BC1 1.5 h 100°C
2.11		VI.1	-	556	0.95 min HPLC-M	BC3 2 h 80°C
2.12		I.1	IV.32	573.3	0.53 min HPLC-Z	BC1 2 h 100°C

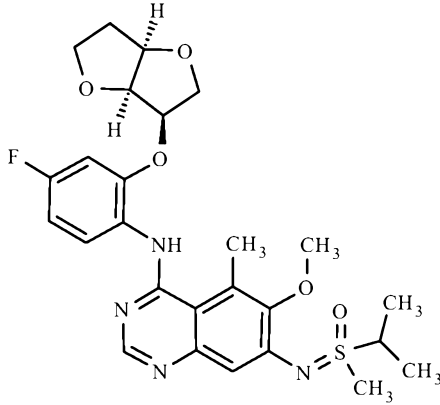
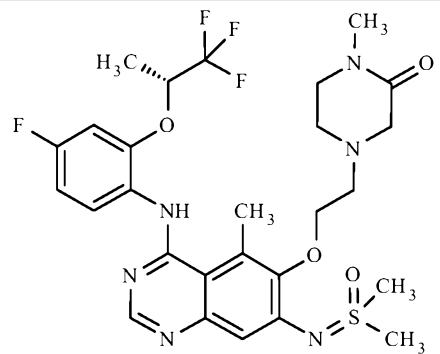
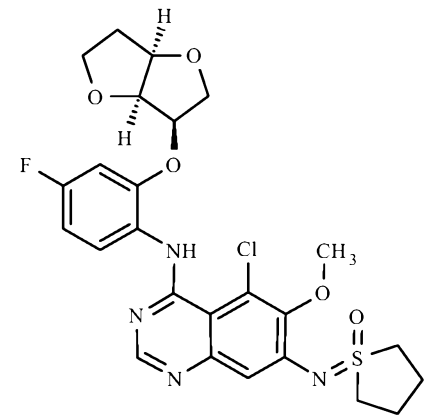
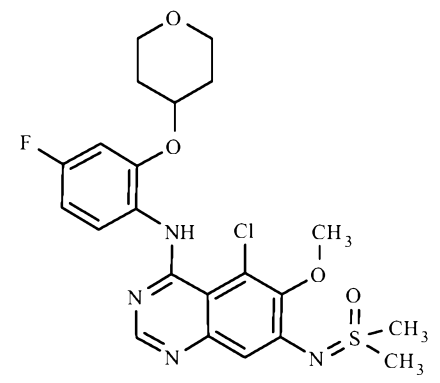
#	Structure	I/II VI	IV	MS	RT	Synthesis Comment
2.13		II.1	IV.1	519.1	0.61 min HPLC-V	BC3 2 h 80°C
2.14		I.1	IV.50	475	0.70 min HPLC-A	BC1 1.5 h 100°C
2.15		II.4	IV.2	612	1.03 min HPLC-M	BC3 2.5 h 80°C
2.16		I.1	IV.2	487.1	0.63 min HPLC-Z	BC1 1.5 h 80°C

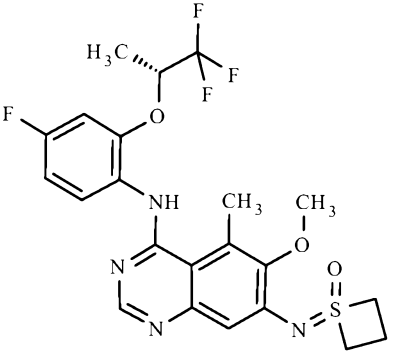
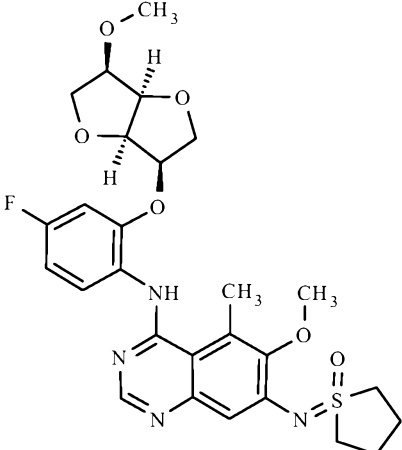
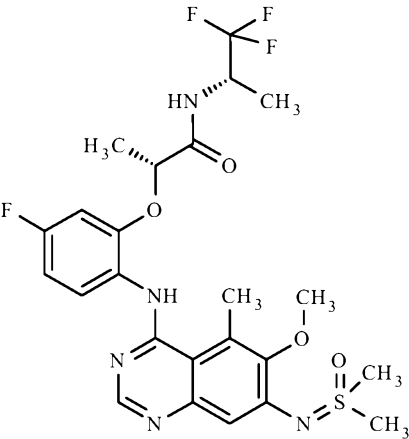
#	Structure	I/II VI	IV	MS	RT	Synthesis Comment
2.17		I.1	IV.32	545.3	0.52 min HPLC-Z	BC1 2 h 100°C
2.18		I.2	IV.31	565	0.94 min HPLC-M	BC1 1.5 h 80°C
2.19		I.1	IV.32	545	0.54 min HPLC-U	BC1 2 h 100°C

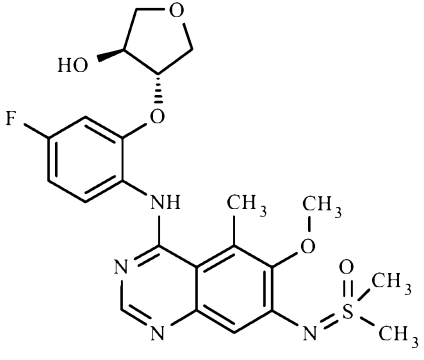
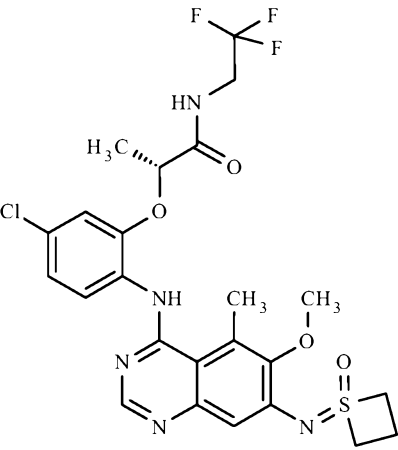
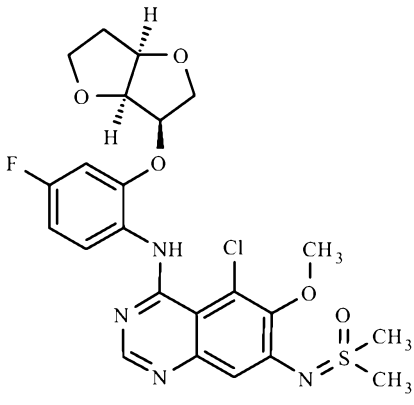
#	Structure	I/II VI	IV	MS	RT	Synthesis Comment
2.20		II.1	IV.53	455	0.43 min HPLC-U	BC7 3 h 100°C
2.21		I.1	IV.60	498.2	0.47 min HPLC-K	BC1 1.5 h 100°C
2.22		II.1	IV.51	489	0.89 min HPLC-M	BC4 4 h 90°C
2.23		I.1	IV.32	533	0.42 min HPLC-U	BC6 3 h 80°C

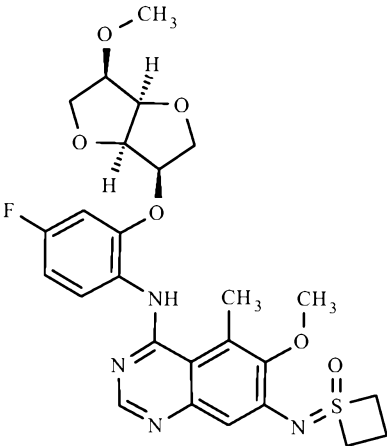
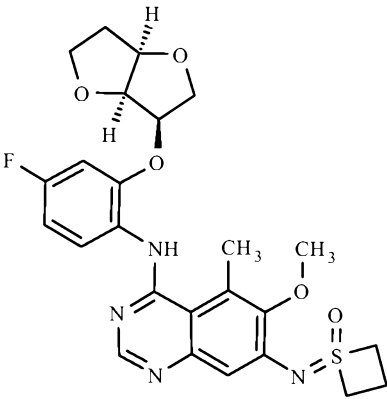
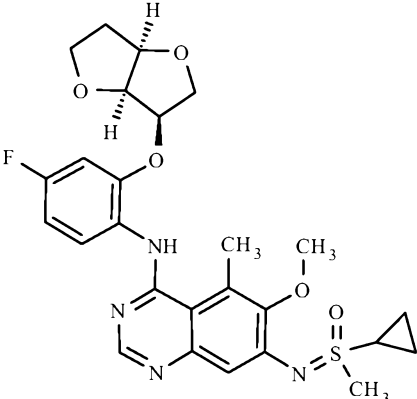
#	Structure	I/II VI	IV	MS	RT	Synthesis Comment
2.24		VI.1	-	544.2	0.72 min HPLC-V	BC3 2 h 80°C
2.25		I.1	IV.32	503.2	0.47 min HPLC-K	BC1 2 h 100°C
2.26		I.1	IV.33	533.3	0.55 min HPLC-X	BC1 1.5 h 100°C
2.27		II.1	IV.53	467	0.45 min HPLC-U	BC7 3 h 80°C

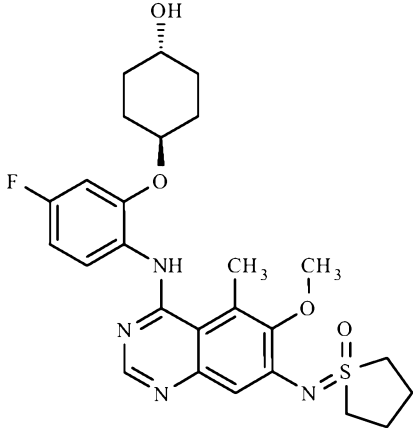
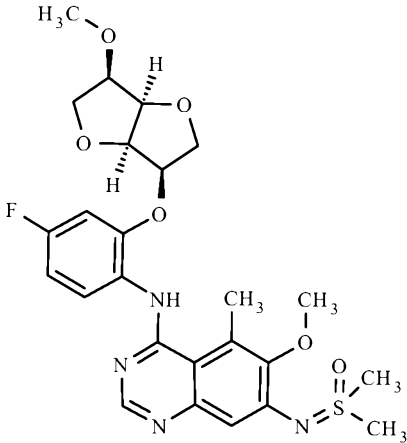
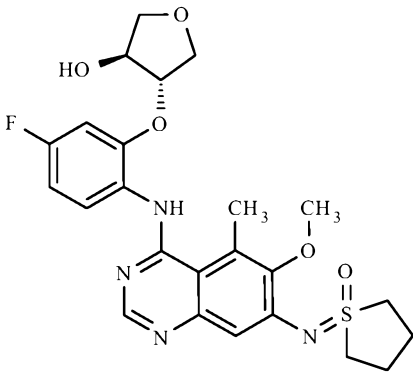
#	Structure	I/II VI	IV	MS	RT	Synthesis Comment
2.28		I.2	IV.31	553	0.91 min HPLC-M	BC1 1.5 h 80°C
2.29		VI.2	-	560.1	0.78 min HPLC-V	BC3 4.5 h 80°C
2.30		I.1	IV.32	544.2	0.59 min HPLC-N	BC2 2h 100°C

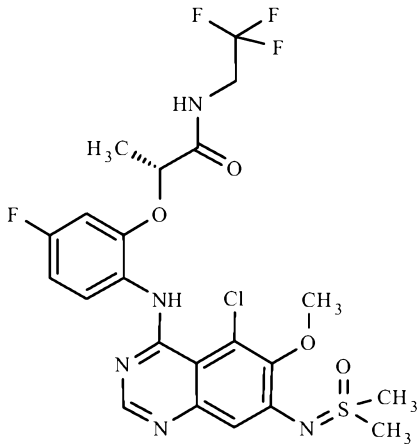
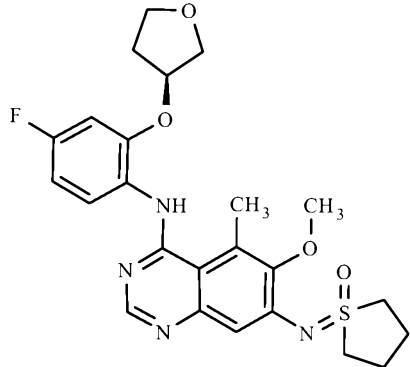
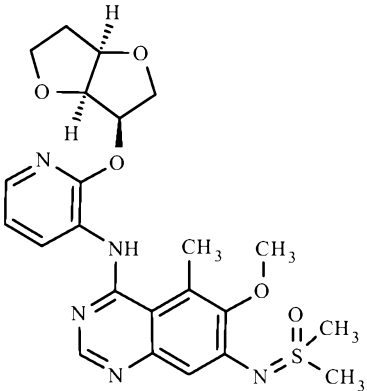
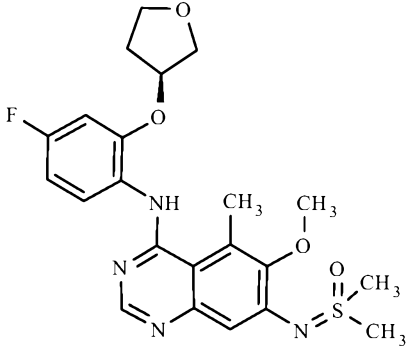
#	Structure	I/II VI	IV	MS	RT	Synthesis Comment
2.31		I.1	IV.32	531.3	0.55 min HPLC-Z	BC1 2 h 100°C
2.32		VI.4	-	613.3	0.77 min HPLC-T	BC8 2.5 h 80°C
2.33		I.2	IV.32	549.1	0.78 min HPLC-V	BC1 1.5 h 80°C
2.34		I.2	IV.50	495	0.73 min HPLC-A	BC1 1.5 h 80°C

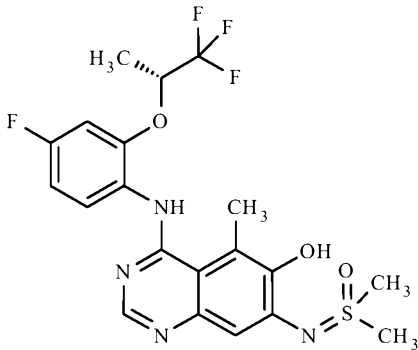
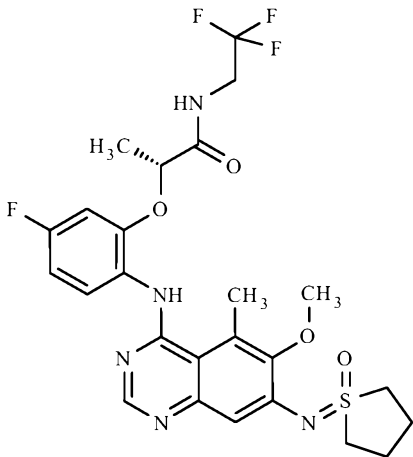
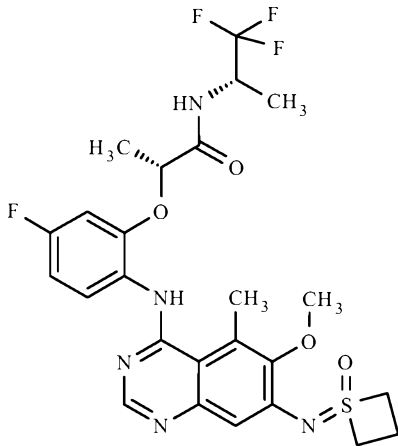
#	Structure	I/II VI	IV	MS	RT	Synthesis Comment
2.35		I.1	IV.2	499.2	0.64 min HPLC-Z	BC1 1.5 h 80°C
2.36		I.1	IV.31	559	0.91 min HPLC-M	BC1 1.5 h 80°C
2.37		VI.3	-	558	0.95 min HPLC-M	BC8 2.75 h 80°C

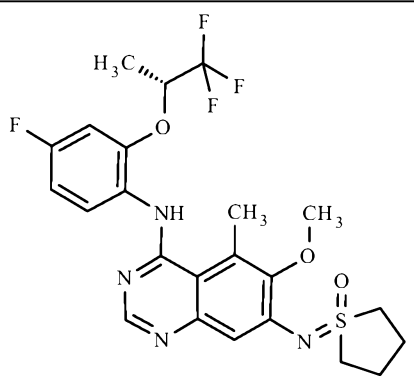
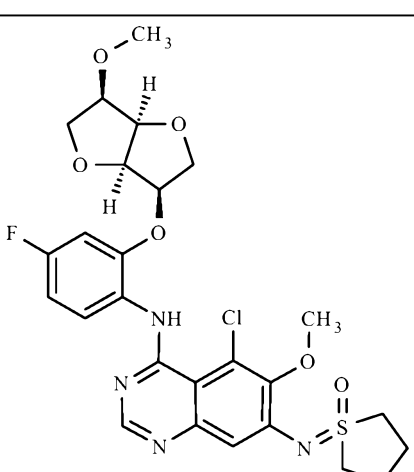
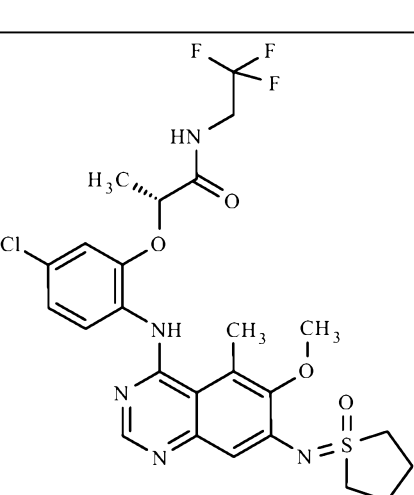
#	Structure	I/II VI	IV	MS	RT	Synthesis Comment
2.38		II.1	IV.30	477.2	0.53 min HPLC-N	BC3 2 h 80°C
2.39		VI.2	-	572.1	0.81 min HPLC-V	BC3 4.5 h 80°C
2.40		I.2	IV.32	523	0.74 min HPLC-V	BC1 1.5 h 80°C

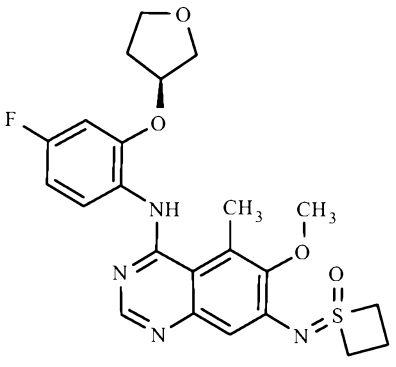
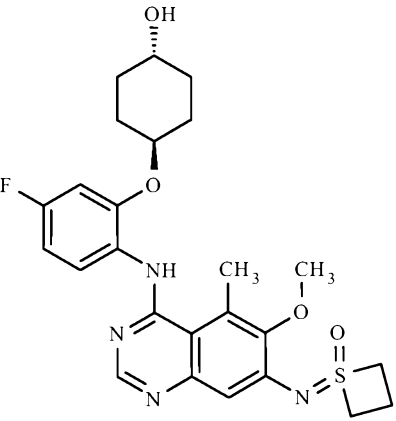
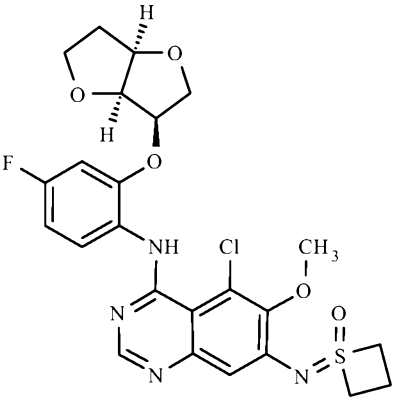
#	Structure	I/II VI	IV	MS	RT	Synthesis Comment
2.41		I.1	IV.31	545.2	0.63 min HPLC-N	BC1 1.5 h 80°C
2.42		I.1	IV.32	515.2	0.38 min HPLC-Q	BC1 2 h 100°C
2.43		I.1	IV.32	529.2	0.53 min HPLC-Z	BC1 2 h 100°C

#	Structure	I/II VI	IV	MS	RT	Synthesis Comment
2.44		II.1	IV.51	515	0.94 min HPLC-M	BC5 3 h 100°C
2.45		I.1	IV.31	533	0.68 min HPLC-V	BC1 1.5 h 80°C
2.46		II.1	IV.30	503	0.86 min HPLC-M	BC3 2 h 80°C

#	Structure	I/II VI	IV	MS	RT	Synthesis Comment
2.47		I.2	IV.34	564	0.85 min HPLC-A	BC1 1.5 h 80°C
2.48		I.1	IV.52	487	0.75 min HPLC-V	BC1 1.5 h 100°C
2.49		I.1	IV.60	486.2	0.45 min HPLC-K	BC1 1.5 h 100°C
2.50		I.1	IV.52	461	0.71 min HPLC-V	BC1 1.5 h 100°C

#	Structure	I/II VI	IV	MS	RT	Synthesis Comment
2.51		II.3	IV.2	473	0.99 min HPLC-M	BC3 5.75 h 80°C
2.52		VI.1	-	570.3	0.53 min HPLC-K	BC3 2 h 80°C
2.53		VI.3	-	570	0.97 min HPLC-M	BC8 2.75 h 80°C

#	Structure	I/II VI	IV	MS	RT	Synthesis Comment
2.54		I.1	IV.2	513	0.87 min HPLC-V	BC1 1 h 80°C
2.55		I.2	IV.31	579.1	0.76 min HPLC-V	BC1 1.5 h 80°C
2.56		VI.2	-	586.2	0.82 min HPLC-V	BC3 4.5 h 80°C

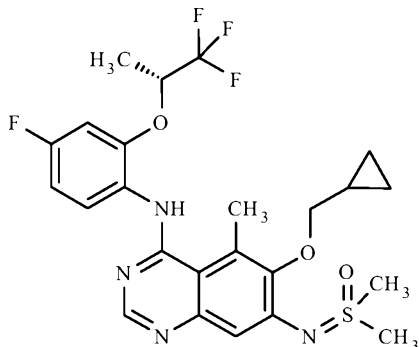
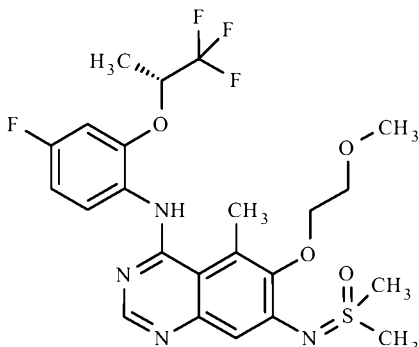
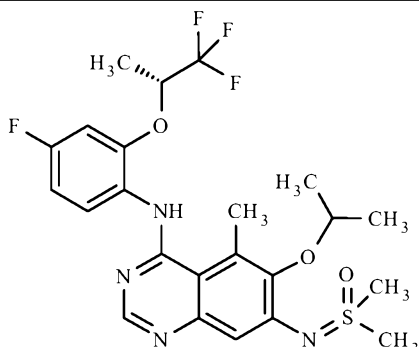
2.57		I.1	IV.52	473	0.74 min HPLC-V	BC1 1.5 h 100°C
2.58		II.1	IV.51	501	0.93 min HPLC-M	BC3 2 h 80°C
2.59		I.2	IV.32	535	0.77 min HPLC-V	BC1 1.5 h 80°C

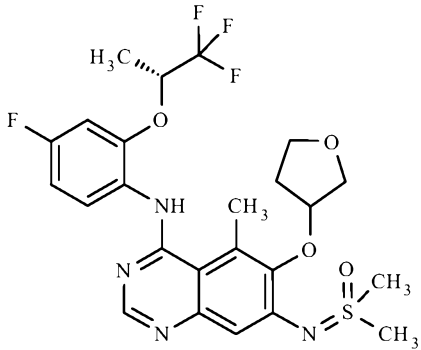
General procedure 4 (P4) for examples shown in table 3:

A mixture of 1 eq of intermediate **VII.1**, 1.3 eq of alkylating agent and 2.0 eq K₂CO₃ in DMF is stirred at the given temperature for the given time. The reaction mixture is filtered and purified by HPLC.

To obtain the following examples (example number given in column #) shown in table 3, the corresponding compounds (example number given in column SM) are transformed according to P4. Details are given in the column synthesis comment, the retention-time and mass (ESI-MS m/z $M+H^+$) determined by HPLC-MS are given in the columns MS and RT.

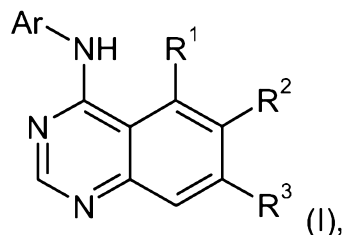
Table 3:

#	Structure	VII	SM	MS	RT	Synthesis Comment
3.01		VII.1	Bromo-methyl-cyclopropane	527.1	0.92 min HPLC-V	RT over night
3.02		VII.1	1-Bromo-2-methoxy-ethane	531	1.02 min HPLC-M	RT over night
3.03		VII.1	2-Bromo-propane	515.1	0.91 min HPLC-V	RT over night

#	Structure	VII	SM	MS	RT	Synthesis Comment
3.04		VII.1	Tetrahydro- furan-3-yl tosylate	543	1.01 min HPLC-M	RT over night then 2.5 h 60°C

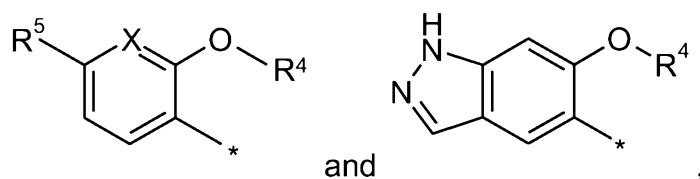
Claims

1. A compound of formula (I)



wherein

Ar is selected from the group consisting of:



wherein X is CH or N;

R⁵ is H, halogen or CN; and

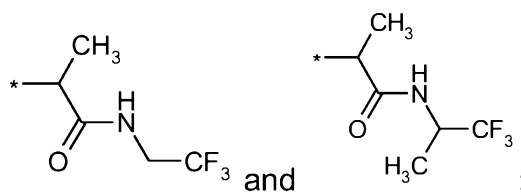
R⁴ is selected from the group consisting of C₁₋₆-alkyl, C₃₋₇-cycloalkyl, heterocyclyl, -(CH₂)₁₋₃-C(=O)-NH-(C₁₋₅-alkyl) and -(CH₂)₁₋₃-C(=O)-N(CH₃)-(C₁₋₅-alkyl);

wherein each alkyl or cycloalkyl group of R⁴ is optionally substituted with one or more F or one CN, OH or CF₃;

wherein each heterocyclyl is optionally substituted with one or more F and/or one OH or -O-(C₁₋₃-alkyl);

or

R⁴ is selected from the group consisting of

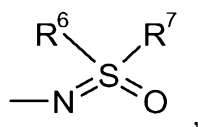


R¹ is halogen, C₁₋₃-alkyl or -O-(C₁₋₃-alkyl);

R² is selected from the group consisting of OH, -O-(C₁₋₆-alkyl), -O-(CH₂)₁₋₃-(C₃₋₇-cycloalkyl), -O-(CH₂)₁₋₃-O-(C₁₋₃-alkyl), -O-heterocyclyl and -O-(CH₂)₂₋₄-heterocyclyl,

wherein in the definition of R², each heterocyclyl is optionally substituted with one C₁₋₃-alkyl group, and wherein one CH₂ group of said heterocyclyl of R² may be replaced with a carbonyl group;

R³ is selected from the group consisting of:



wherein R⁶ is C₁₋₂-alkyl;

R⁷ is C₁₋₅-alkyl, C₃₋₇-cycloalkyl or heterocyclyl,

wherein the alkyl group of R⁷ is optionally substituted with one or more F or with one OH or -O-(C₁₋₃-alkyl), and

wherein the heterocyclyl group of R⁷ is tetrahydropyranyl; and

or wherein R⁶ and R⁷ together with the sulfur atom to which they are attached form a 4- to 7-membered saturated or partly unsaturated heterocycle that may be substituted in any position not adjacent to the sulfur atom by one or two F, OH or -O-(C₁₋₃-alkyl) or by one or two C₁₋₃-alkyl and that further to the sulfur atom may

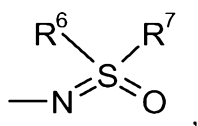
contain one additional heteroatom selected from the group consisting of O, S and NR^{N} ,

wherein R^{N} is H or C_{1-3} -alkyl,

wherein, if not otherwise specified, each alkyl group in the above definitions is linear or branched and may be substituted with one to three F;

or a salt thereof.

2. A compound of formula (I) according to claim 1, wherein R^3 is selected from a group consisting of:



wherein R^6 is CH_3 ;

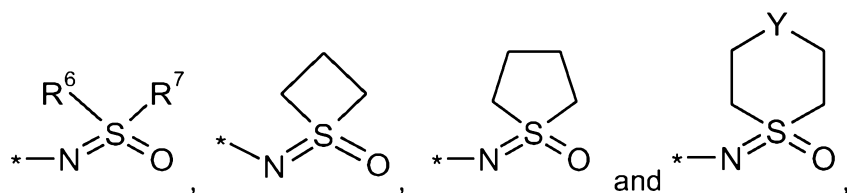
R^7 is selected from the group consisting of C_{1-5} -alkyl, cyclopropyl and tetrahydropyranyl,

wherein the alkyl group of R^7 is optionally substituted with one OH or $-\text{O}-\text{CH}_3$, and

or wherein R^6 and R^7 together with the sulfur atom to which they are attached form a 4- to 6-membered saturated heterocycle that may be substituted in any position not adjacent to the sulfur atom by one OH or $-\text{O}-\text{CH}_3$ or by one or two CH_3 and that further to the sulfur atom may contain one additional heteroatom selected from the group consisting of O and NH;

or a salt thereof.

3. A compound of formula (I) according to claim 2, wherein R³ is selected from a group consisting of:



wherein R⁶ is CH₃;

R⁷ is C₁₋₄-alkyl, cyclopropyl, -CH₂-CH₂-OH or tetrahydropyranyl; and

Y is CH₂, CH(OH), O or NH;

or a salt thereof.

4. A compound of formula (I) according to any one of claims 1-3, wherein

R¹ is CH₃ or Cl; and

R² is selected from the group consisting of OH, -O-(C₁₋₄-alkyl), -O-CH₂-cyclopropyl, -O-(CH₂)₂-O-CH₃, -O-tetrahydrofuranyl and -O-(CH₂)₂₋₃-heterocyclyl,

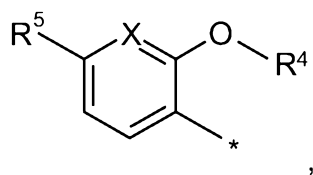
wherein each heterocyclyl is selected from a group consisting of pyrrolidinyl, piperazinyl and morpholinyl, and

wherein said piperazinyl group is optionally substituted with one CH₃ group, and/or

wherein one CH₂-group of said piperazinyl group may be replaced with a carbonyl group;

or a salt thereof.

5. A compound of formula (I) according to any one of claims 1-4, wherein Ar is:



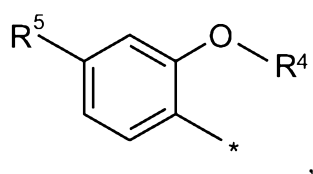
wherein X is CH or N;

R⁵ is H, F or Cl; and

R⁴ is as defined in claim 1,

or a salt thereof.

6. A compound of formula (I) according to claim 5, wherein Ar is:



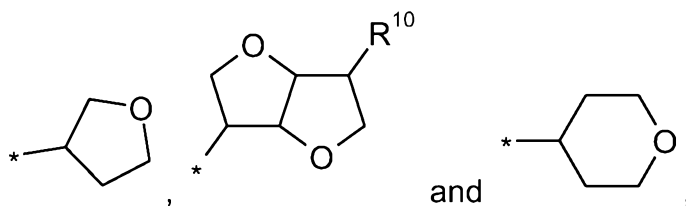
wherein R⁵ is F; and

R⁴ is as defined in claim 1,

or a salt thereof.

7. A compound of formula (I) according to any one of claims 1-6, wherein R⁴ is selected from the group consisting of:

- 1) C₁₋₄-alkyl optionally substituted with one to three F,
- 2) cyclohexyl optionally substituted with OH,
- 3) a heterocyclic group selected from:



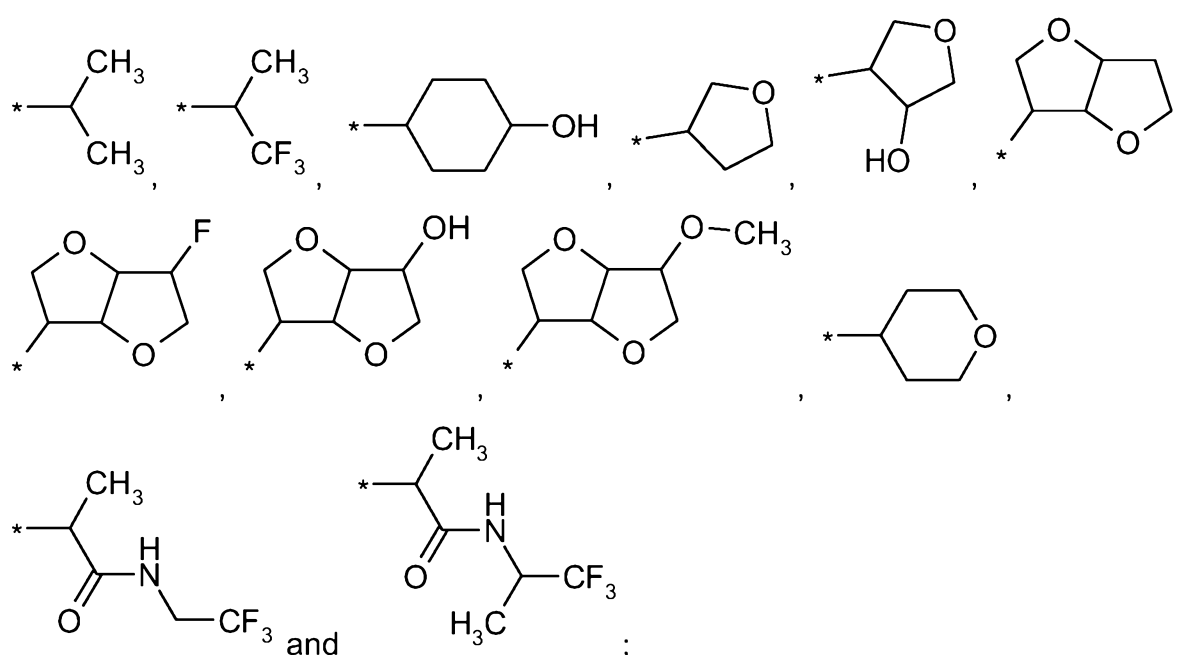
wherein R¹⁰ is H, F, OH or -O-CH₃; and

4) $-(\text{CH}_2)_{1-3}-\text{C}(=\text{O})-\text{NH}-(\text{C}_{1-4}\text{-alkyl})$,

wherein the C_{1-3} -alkyl group linked to the nitrogen atom is optionally substituted with one to three F,

or a salt thereof.

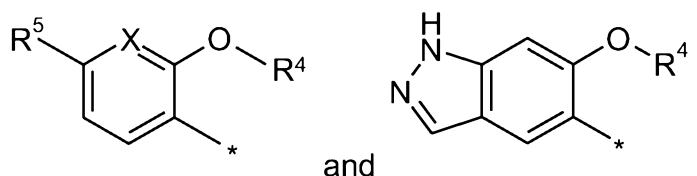
8. A compound of formula (I) according to any one of claims 1-6, wherein R^4 is selected from the group consisting of:



or a salt thereof.

9. A compound of formula (I) according to claim 1, wherein

Ar is selected from the group consisting of:



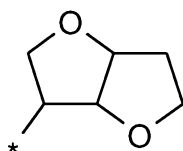
wherein X is CH or N;

R⁵ is H, halogen or CN; and

R⁴ is selected from the group consisting of C₁₋₆-alkyl, C₃₋₇-cycloalkyl, heterocyclyl, -(CH₂)₁₋₃-C(=O)-NH-(C₁₋₅-alkyl) and -(CH₂)₁₋₃-C(=O)-N(CH₃)-(C₁₋₅-alkyl);

wherein each alkyl or cycloalkyl group of R⁴ is optionally substituted with one or more F or one CN, OH or CF₃;

wherein in the definition of R⁴, each heterocyclyl is selected from a group consisting of tetrahydrofuranyl, tetrahydropyranyl and



and is optionally substituted with F, OH or -O-(C₁₋₃-alkyl);

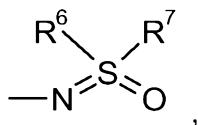
R¹ is CH₃ or Cl;

R² is selected from the group consisting of OH, -O-(C₁₋₄-alkyl), -O-CH₂-cyclopropyl, -O-(CH₂)₁₋₃-O-CH₃, -O-tetrahydrofuranyl and -O-(CH₂)₂₋₃-heterocyclyl,

wherein each heterocyclyl is selected from a group consisting of pyrrolidinyl, piperazinyl and morpholinyl, each optionally substituted with one CH₃ group, and wherein one CH₂ group of the heterocyclyl group may be replaced with a carbonyl group;

and

R³ is selected from the group consisting of:



wherein R⁶ is CH₃;

R⁷ is C₁₋₅-alkyl, cyclopropyl or tetrahydropyranyl,

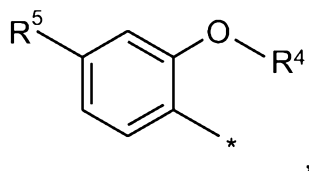
wherein the alkyl group of R⁷ is optionally substituted with one OH or —O-CH₃, and

or wherein R⁶ and R⁷ together with the sulfur atom to which they are attached form a 4- to 6-membered saturated heterocycle that may be substituted in any position not adjacent to the sulfur atom by one OH or —O-CH₃ and that further to the sulfur atom may contain one additional heteroatom selected from the group consisting of O and NH;

or a pharmaceutically acceptable salt thereof.

10. A compound of formula (I) according to claim 1, wherein

Ar is selected from the group consisting of:



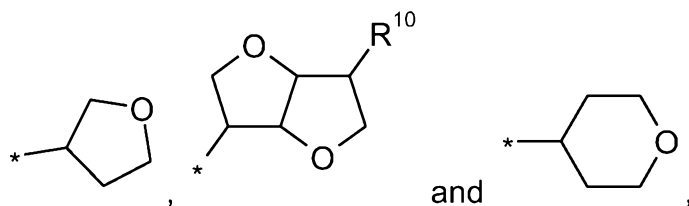
wherein R⁵ is F or Cl; and

R⁴ is selected from the group consisting of:

1) C₁₋₄-alkyl optionally substituted with one to three F,

2) cyclohexyl optionally substituted with OH,

3) a heterocyclic group selected from:



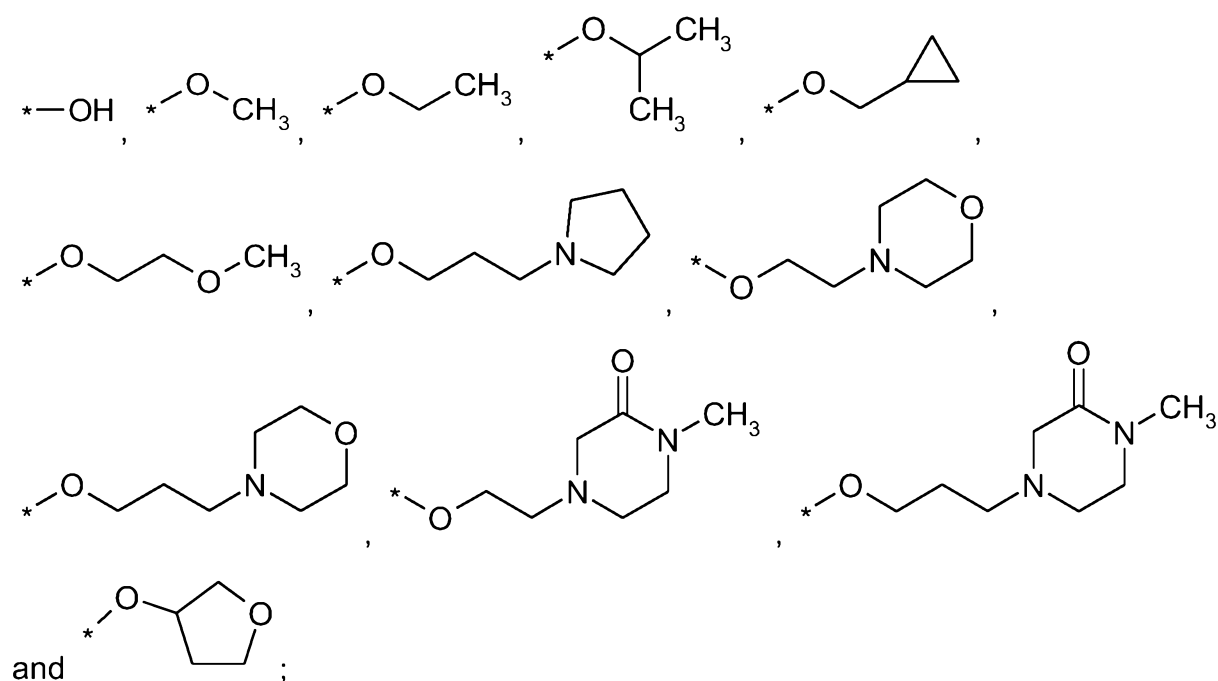
wherein R^{10} is H, F, OH or $-O-CH_3$; and

4) $-(CH_2)_{1-3}-C(=O)-NH-(C_{1-4}\text{-alkyl})$,

wherein the C_{1-3} -alkyl group linked to the nitrogen atom is optionally substituted with one to three F;

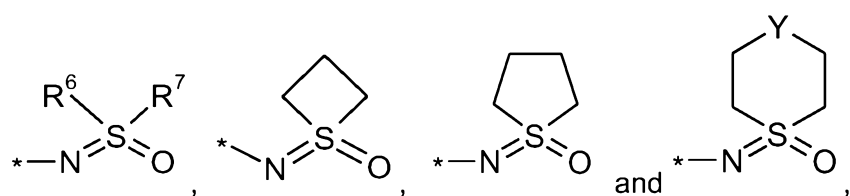
R^1 is CH_3 or Cl;

R^2 is selected from the group consisting of:



and

R^3 is selected from the group consisting of:



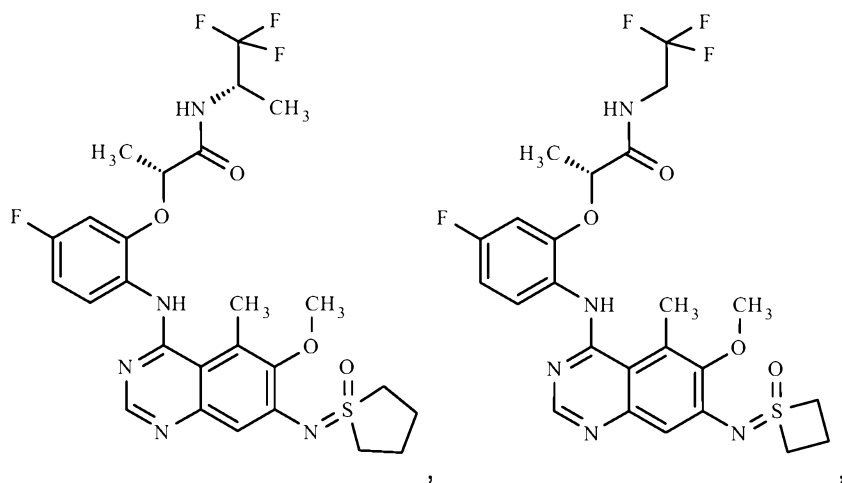
wherein R^6 is CH_3 ;

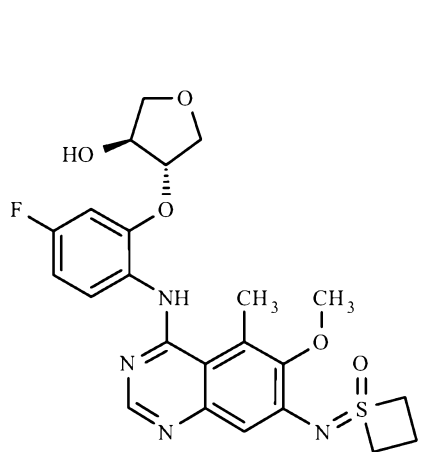
R^7 is C_{1-4} -alkyl, cyclopropyl, $-CH_2-CH_2-OH$ or tetrahydropyranyl; and

Y is CH_2 , $CH(OH)$, O or NH ;

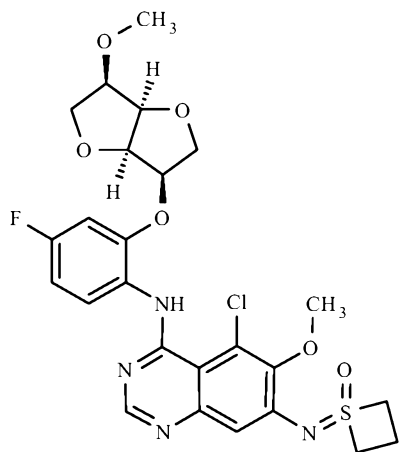
or a pharmaceutically acceptable salt thereof.

11. A compound of formula (I) according to claim 1 selected from the group consisting of:

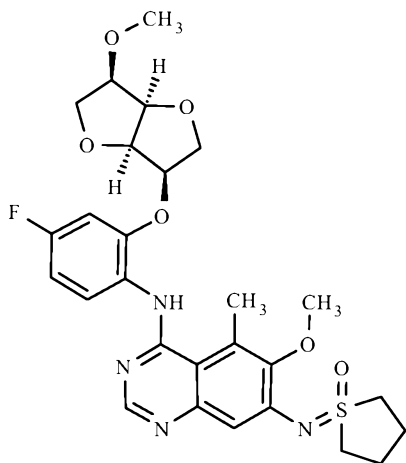




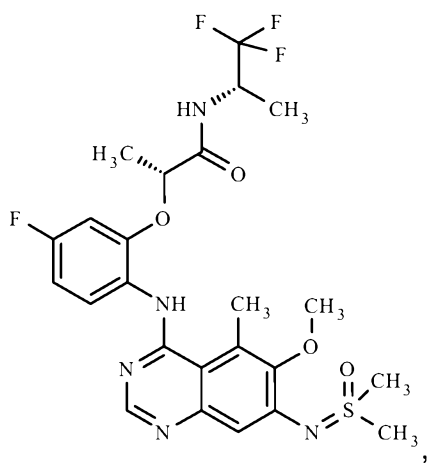
,



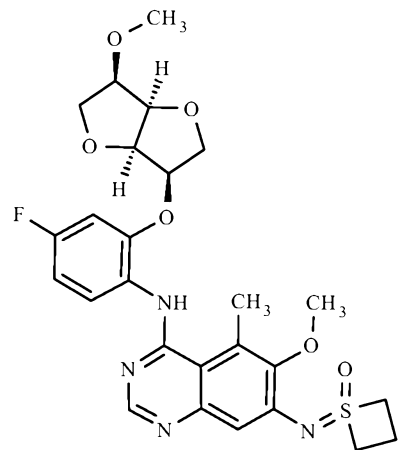
,



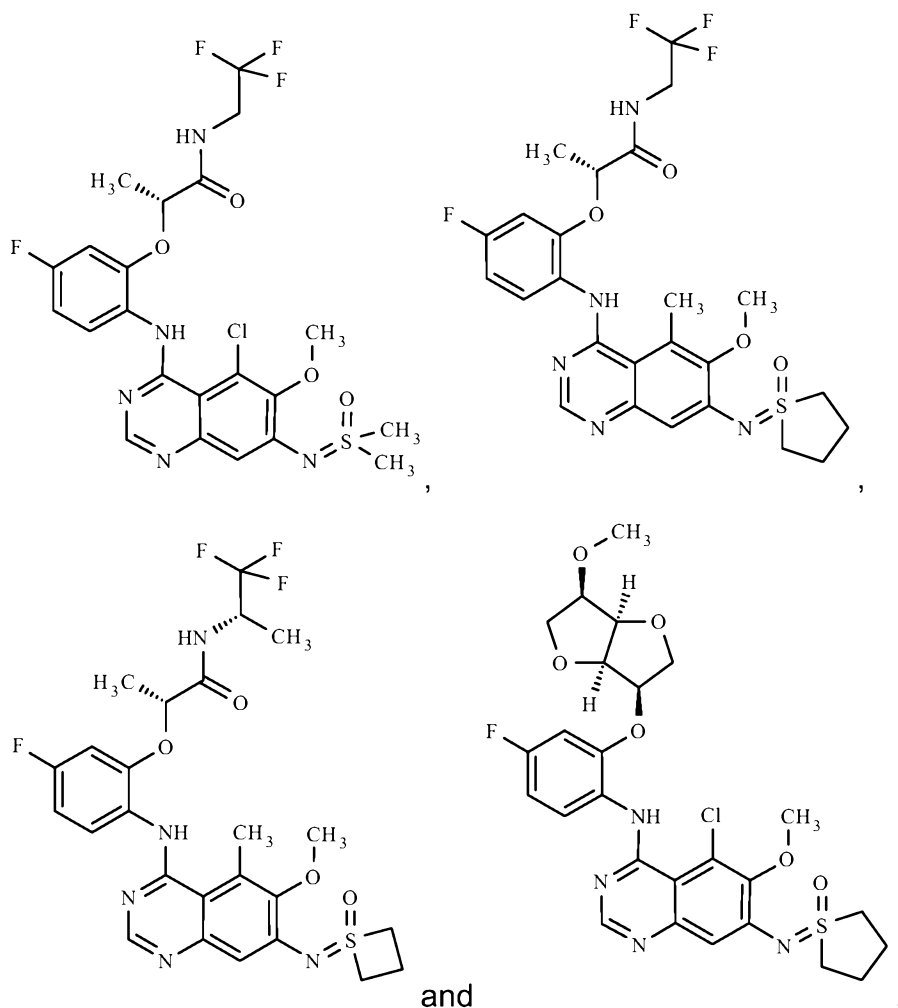
,



,



,



or a pharmaceutically acceptable salt thereof.

12. A pharmaceutically acceptable salt of a compound according to any one of claims 1 to 11.
13. Pharmaceutical composition comprising a compound according to any one of claims 1 to 11 or a pharmaceutically acceptable salt thereof and optionally a pharmaceutically acceptable diluent or carrier.
14. Pharmaceutical composition according to claim 13 further comprising an additional therapeutic agent.

15. Pharmaceutical composition according to claim 14 wherein the additional therapeutic agent is selected from an antidiabetic agent, a lipid lowering agent, a cardiovascular agent, an antihypertensive agent, a diuretic agent, a thrombocyte aggregation inhibitor, an antineoplastic agent or an anti-obesity agent.
16. Compound according to any one of claims 1 to 11 or a pharmaceutically acceptable salt thereof for use as a medicament.
17. Compound according to any one of claims 1 to 11 or a pharmaceutically acceptable salt thereof for use in inhibiting the activity of the kinase activity of MNK1 or MNK2 (MNK2a, MNK2b) or variants thereof.
18. Compound according to any one of claims 1 to 11 or a pharmaceutically acceptable salt thereof for use in a method of preventing or treating metabolic diseases of the carbohydrate and/or lipid metabolism and their consecutive complications and disorders.
19. Compound according to any one of claims 1 to 11 or a pharmaceutically acceptable salt thereof for use in a method of preventing or treating diabetes mellitus type 2.
20. Compound for use according to any one of claims 16 to 19, wherein the use comprises concomitant or sequential administration to a patient in combination with an additional therapeutic agent.
21. A method of preventing or treating metabolic diseases of the carbohydrate and/or lipid metabolism and their consecutive complications and disorders, wherein said method comprises administration of a pharmaceutically active amount of a compound according to any one of claims 1 to 11 or a pharmaceutically acceptable salt thereof to a patient in need thereof.

22. Use of a compound according to any one of claims 1 to 11 or a pharmaceutically acceptable salt thereof for the preparation of a medicament useful for preventing or treating metabolic diseases of the carbohydrate and/or lipid metabolism and their consecutive complications and disorders.

EVOTEC INTERNATIONAL GMBH

WATERMARK INTELLECTUAL PROPERTY PTY LTD

P42228AU00