



US00D409013S

**United States Patent** [19]  
**Kaczmarek**

[11] **Patent Number: Des. 409,013**  
[45] **Date of Patent: \*\* May 4, 1999**

[54] **CHAIR**  
[75] Inventor: **Peter Kaczmarek**, Downsview, Canada  
[73] Assignee: **Global Upholstery Company**,  
Downsview, Canada  
[\*\*] Term: **14 Years**

[21] Appl. No.: **29/088,672**  
[22] Filed: **May 29, 1998**

[30] **Foreign Application Priority Data**  
May 22, 1998 [CA] Canada ..... 1998-1267

[51] **LOC (6) Cl.** ..... **06-01**  
[52] **U.S. Cl.** ..... **D6/373; D6/379**  
[58] **Field of Search** ..... D6/334, 371, 372,  
D6/373, 374, 375, 379, 500, 501, 502;  
297/239, 445.1, 447.1, 448.2

[56] **References Cited**  
**U.S. PATENT DOCUMENTS**

- D. 268,799 5/1983 Feldberg .
- D. 282,417 2/1986 Murry ..... D6/373
- D. 311,826 11/1990 Schwartz et al. .... D6/373
- D. 369,494 5/1996 George et al. .... D6/373

D. 396,965 8/1998 Favaretto ..... D6/372

**FOREIGN PATENT DOCUMENTS**

- 70314 3/1992 Canada .
- 83527 4/1998 Canada .

**OTHER PUBLICATIONS**

Wholesale Furniture, p. F-25, Chair at Top Center in Frame B.

*Primary Examiner*—Gary D. Watson  
*Attorney, Agent, or Firm*—Philip Mendes da Costa Bereskin & Parr

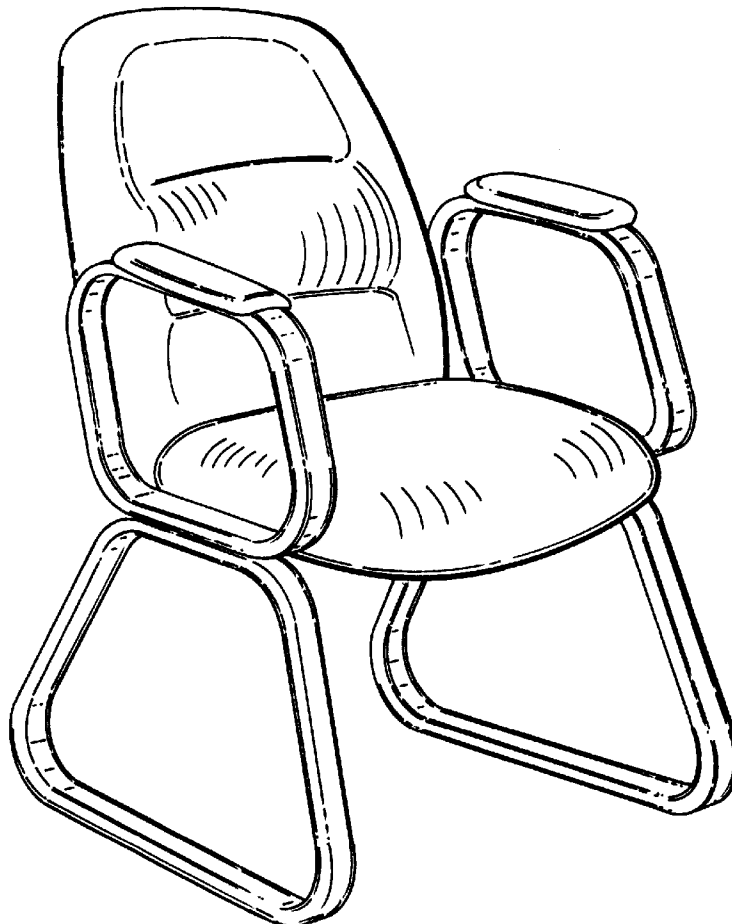
[57] **CLAIM**

The ornamental design for a chair, as shown and described.

**DESCRIPTION**

FIG. 1 is a perspective view from the front and to one side of the chair.  
FIG. 2 is a side elevational view of the chair of FIG. 1, the other side of the chair being a mirror image of this view.  
FIG. 3 is a front elevational view of the chair of FIG. 1.  
FIG. 4 is a rear elevational view of the chair of FIG. 1; and  
FIG. 5 is a top plan view of the chair of FIG. 1.

**1 Claim, 2 Drawing Sheets**



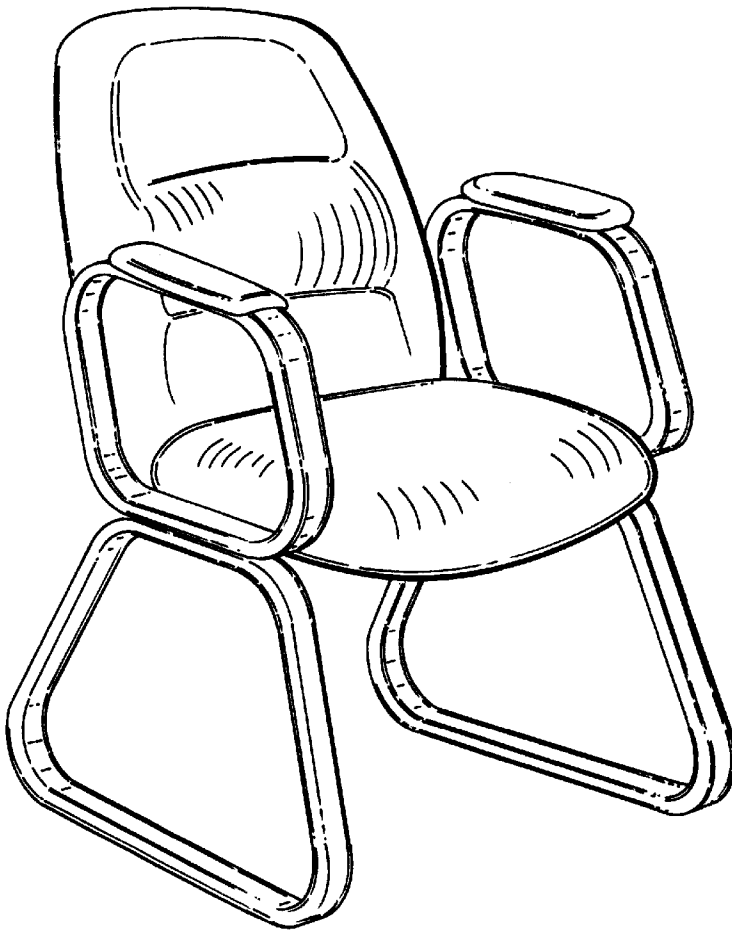


FIG.1.

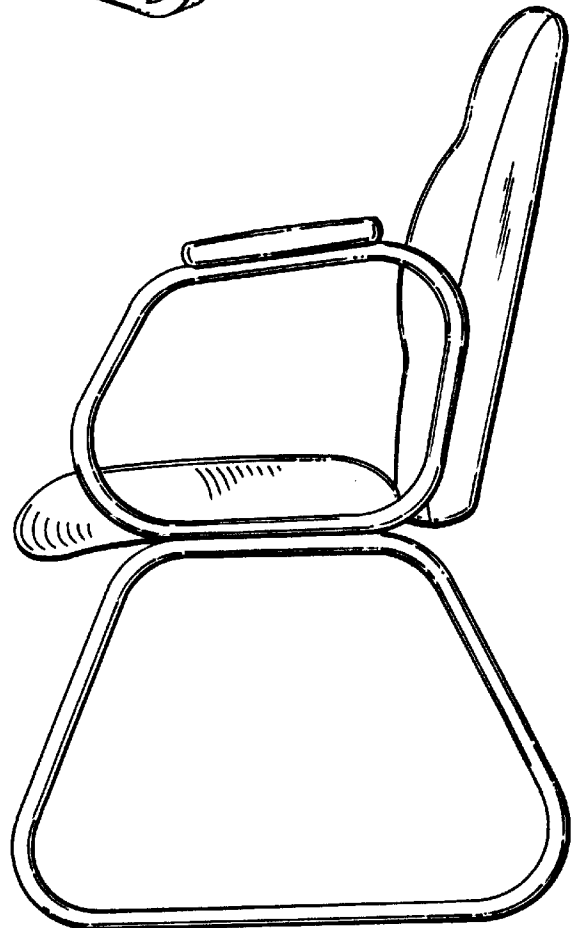


FIG.2.

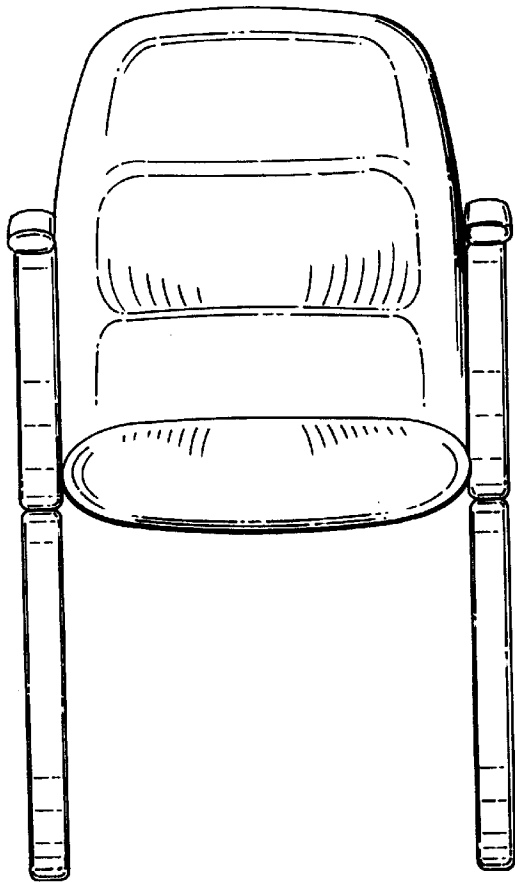


FIG. 3.

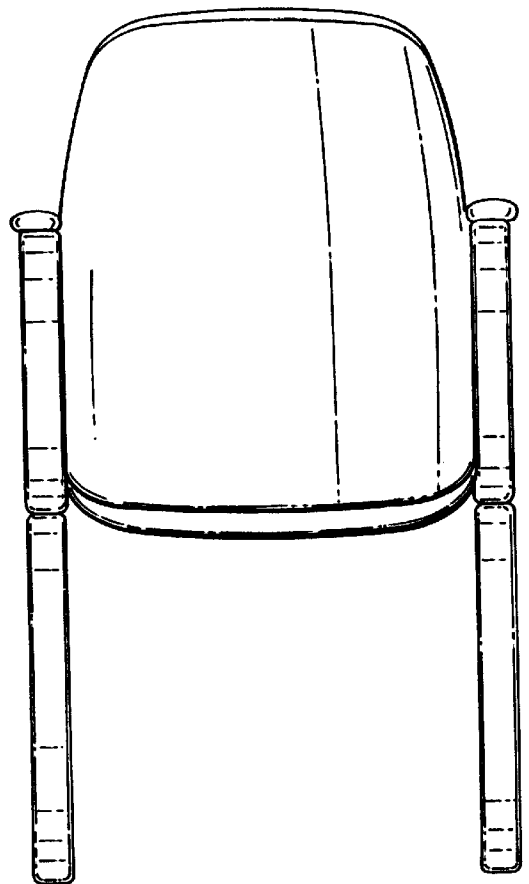


FIG. 4.

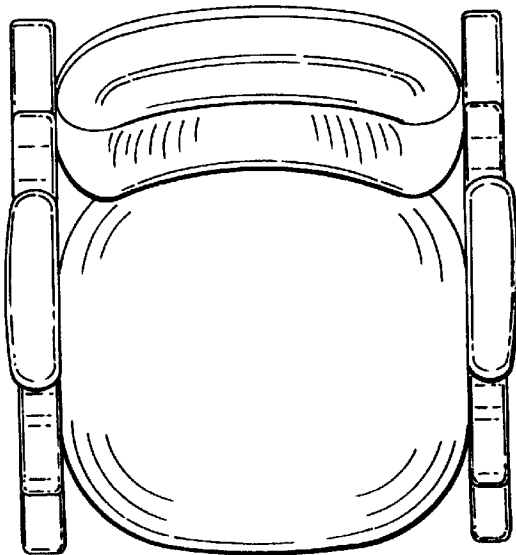


FIG. 5.