



US00D764221S

(12) **United States Design Patent**
Johnson

(10) **Patent No.:** **US D764,221 S**

(45) **Date of Patent:** **** Aug. 23, 2016**

- (54) **MICROWAVE BOWL FOR RICE**
- (71) Applicant: **Christopher Johnson**, Wilton, CA (US)
- (72) Inventor: **Christopher Johnson**, Wilton, CA (US)
- (**) Term: **14 Years**
- (21) Appl. No.: **29/519,632**

D466,762 S *	12/2002	Cote	D7/543
D475,579 S *	6/2003	Jørgensen	D7/545
D508,822 S *	8/2005	Smith	D7/545
D515,873 S *	2/2006	Vendl	D7/545
D517,372 S *	3/2006	Vendl	D7/545
D520,303 S *	5/2006	Hayes	D7/545
D521,319 S *	5/2006	Haataja	D7/543
D524,604 S *	7/2006	Vendl	D7/545
D567,029 S *	4/2008	Valderrama	D7/545
D679,546 S *	4/2013	Chen	D7/545
9,119,499 B2 *	9/2015	Johnson	A23L 1/0128

- (22) Filed: **Mar. 6, 2015**
- (51) **LOC (10) Cl.** **07-02**
- (52) **U.S. Cl.**

* cited by examiner

Primary Examiner — Ricky Pham

- USPC **D7/360; D7/354**

(74) *Attorney, Agent, or Firm* — Heisler & Associates

- (58) **Field of Classification Search**
- USPC D7/323, 354–363, 391, 393–396, 409, D7/543, 545
- CPC A23L 1/0128; A47G 19/12; A47J 27/00; A47J 27/002; A47J 27/08; A47J 27/21; A47J 27/58; A47J 36/025; A47J 36/06; A47J 36/08; A47J 36/12; A47J 37/00; A47J 37/10; A47J 37/101; A47J 37/103; A47J 37/12; A47J 37/1204; A47J 45/061; A47J 45/071; A47J 45/08; H05B 6/12
- See application file for complete search history.

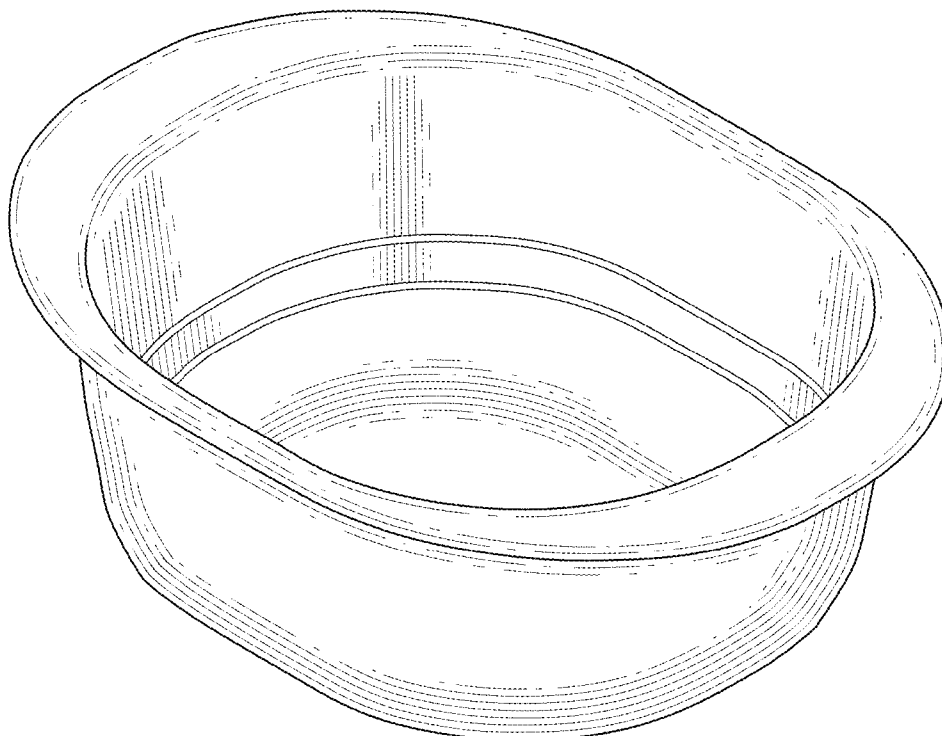
(57) **CLAIM**
The ornamental design for a microwave bowl for rice, as shown and described.

DESCRIPTION

FIG. 1 is a perspective view of a microwave bowl for rice. FIG. 2 is an end view of the invention, the opposite end view being a mirror image. FIG. 3 is a front elevation view of the invention, the rear elevation view being a mirror image. FIG. 4 is a top plan view of the invention; and, FIG. 5 is a bottom plan view of the invention. In the drawings, the broken lines illustrate features that form no part of the claimed design.

- (56) **References Cited**
- U.S. PATENT DOCUMENTS
- D370,598 S * 6/1996 Koch D7/543
- D384,555 S * 10/1997 Bradley D7/360

1 Claim, 2 Drawing Sheets



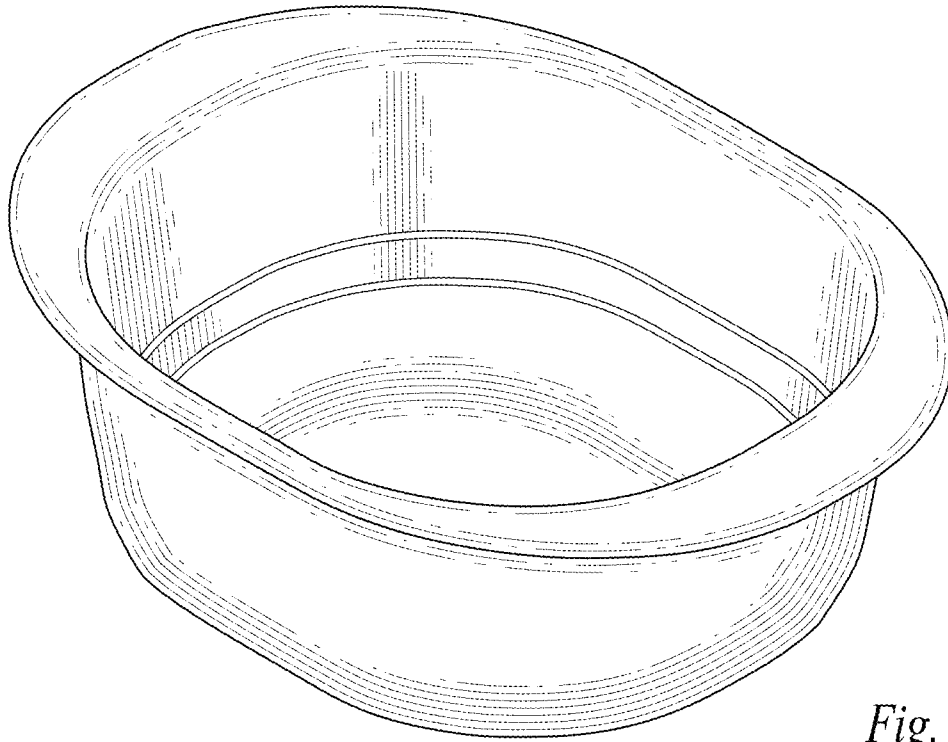


Fig. 1

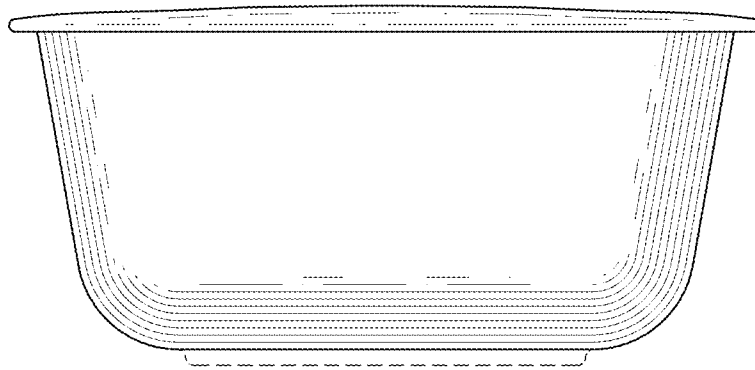


Fig. 2




Fig. 3

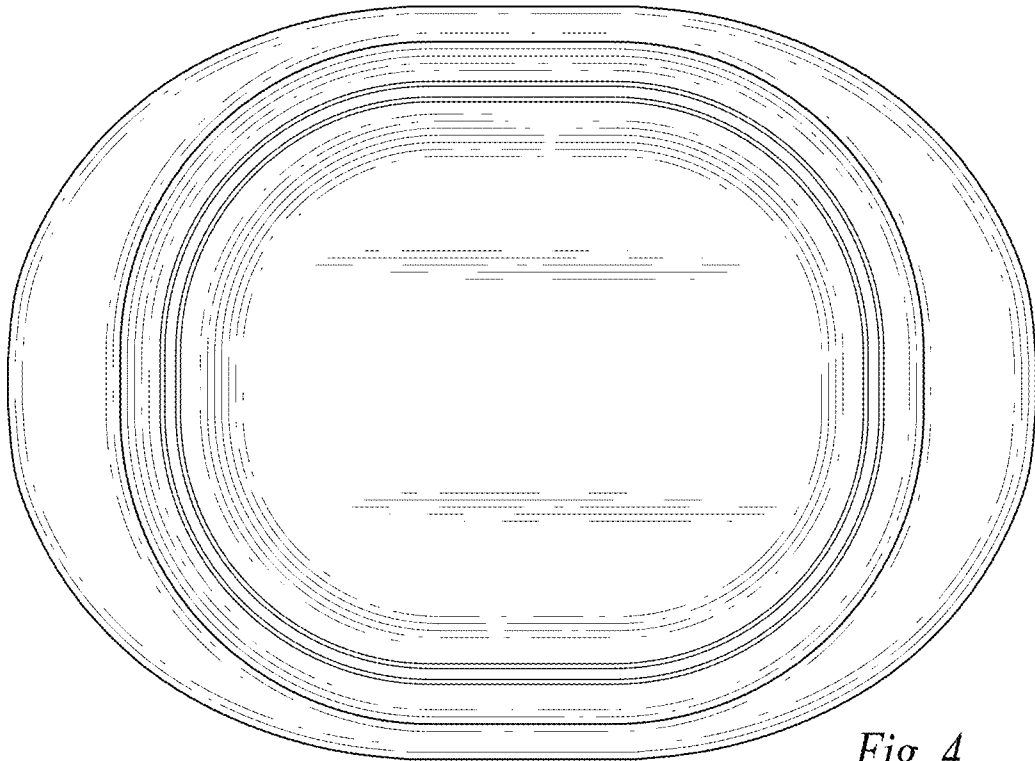


Fig. 4

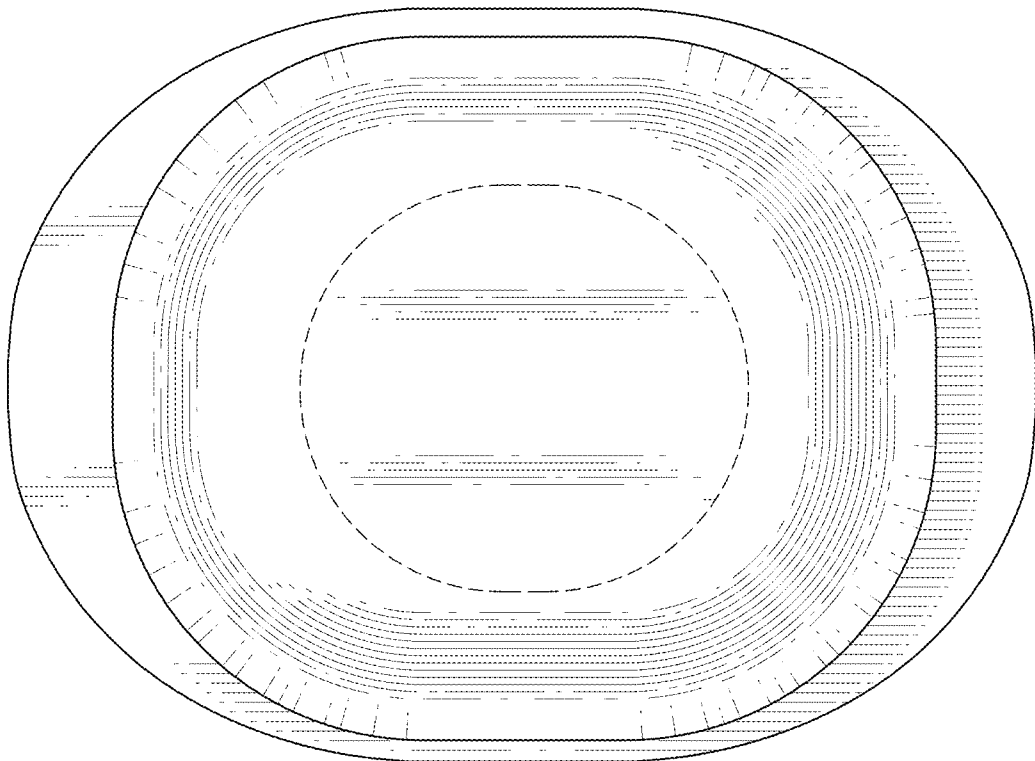


Fig. 5