



(22) **Date de dépôt/Filing Date:** 2010/12/17  
(41) **Mise à la disp. pub./Open to Public Insp.:** 2011/07/14  
(45) **Date de délivrance/Issue Date:** 2016/06/21  
(62) **Demande originale/Original Application:** 2 784 144  
(30) **Priorité/Priority:** 2009/12/17 (US61/287,593)

(51) **Cl.Int./Int.Cl. C07K 17/10** (2006.01),  
**A61K 39/385** (2006.01), **A61K 49/00** (2006.01),  
**A61P 37/04** (2006.01), **C07D 249/18** (2006.01),  
**C07H 1/00** (2006.01), **C07K 1/107** (2006.01),  
**C07K 1/14** (2006.01)  
(72) **Inventeur/Inventor:**  
LEES, ANDREW, US  
(73) **Propriétaire/Owner:**  
FINA BIOSOLUTIONS, LLC, US  
(74) **Agent:** MBM INTELLECTUAL PROPERTY LAW LLP

(54) **Titre : REACTIFS CHIMIQUES POUR L'ACTIVATION DES POLYSACCHARIDES DANS LA PREPARATION DE VACCINS CONJUGUES**  
(54) **Title: CHEMICAL REAGENTS FOR THE ACTIVATION OF POLYSACCHARIDES IN THE PREPARATION OF CONJUGATE VACCINES**

(57) **Abrégé/Abstract:**

This invention provides novel reagents for cyanating polysaccharides in aqueous or part aqueous solutions so that they may be covalently linked to proteins either directly or through a spacer. These reagents include 1-cyano-4-pyrrolidinopyridinium tetrafluoroborate (CPPT), 1-cyano-imidazole (1-CI), 1-cyanobenzotriazole (1-CBT), or 2-cyanopyridazine-3(2H)one (2-CPO), or a functional derivative or modification thereof. The examples illustrate the use of these reagents with a variety of polysaccharides and proteins showing that the methods are generally applicable.



**Abstract**

This invention provides novel reagents for cyanating polysaccharides in aqueous or part aqueous solutions so that they may be covalently linked to proteins either directly or through a spacer. These reagents include 1-cyano-4-pyrrolidinopyridinium tetrafluoroborate (CPPT), 1-cyano-imidazole (1-CI), 1-cyanobenzotriazole (1-CBT), or 2-cyanopyridazine-3(2H)one (2-CPO), or a functional derivative or modification thereof. The examples illustrate the use of these reagents with a variety of polysaccharides and proteins showing that the methods are generally applicable.

## CHEMICAL REAGENTS FOR THE ACTIVATION OF POLYSACCHARIDES IN THE PREPARATION OF CONJUGATE VACCINES

5

### Background

#### 1. Field of Invention

10 This invention is directed to reagents and methods of conjugating proteins to carbohydrates and, in particular, the processes and chemicals used in the manufacture of vaccines, and also the vaccines manufactured by the process.

#### 2. Description of the Background

Vaccines that contain protein covalently linked to carbohydrate have proven  
15 remarkably successful in inducing an immune response to the carbohydrate moiety. Examples of such vaccines, known as "conjugates" are available for *Haemophilus influenzae* type b (e.g., ActHib, Hiberix), *Neisseria meningitidis* types A C W and Y (e.g., Menactra) and *S. pneumoniae* (e.g., Prevnar, Synflorix). In order for the protein to be linked to the carbohydrate, the latter generally needs to be activated so that it can be  
20 reacted with the protein, either directly or via a spacer (Dick, W.E. Jr and Beurret, M. Glyconjugates of bacterial carbohydrate antigens. A survey and consideration of design and preparation factors. In: *Conjugate Vaccines* (Eds Cruse, J.M. and Lewis, R.E.). Karger, Basel, 1989. One means of activation is through oxidation of the carbohydrate to produce aldehydes, which are then linked to lysines on protein through reductive  
25 amination. In other cases, the protein is first functionalized with hydrazides or aminoxy groups, which are subsequently reacted with aldehydes on the carbohydrate (Lees, A. Use of amino-oxy functional groups in the preparation of protein-polysaccharide (PS) conjugate vaccines United States Patent Publication No. 2005/0169941).

Another method for activating polysaccharides is with the  
30 use of cyanogen bromide, to form a cyano-ester on the polysaccharide which is subsequently reacted with a spacer molecule such as adipic dihydrazide. The functionalized polysaccharide is then reacted with the protein. Improved methods for

cyanating polysaccharides use 1-cyano-4-dimethylaminopyridine tetrafluoroborate (CDAP) (Lees, A., Producing immunogenic constructs using soluble carbohydrates activated via organic cyanating reagents. U.S. Patent Nos. 5,651,971; 5,693,326; and 5,849,301). CDAP allows for protein to be linked directly to the polysaccharide. CDAP  
5 can also be used to functionalize the polysaccharide with a spacer, which is subsequently linked to the protein. Hydrazide or aminoxy functionalized proteins can also be linked to CDAP activated polysaccharides (U.S. Patent No. 5,849,301).

#### Summary of the Invention

10 The present invention, overcomes the problems and disadvantages associated with current strategies and designs in the manufacture of vaccines, and provides new tools and methods of protein conjugation especially for vaccine manufacture.

One embodiment of the invention is directed to a process of conjugation of a carbohydrate comprising: mixing a compound such as 1-CBT, or 1-CI, or CPPT, or 2-  
15 CPO, or a functional derivative or modification thereof with the chemical compound to create an activated chemical compound; and mixing the activated compound with a second compound to create a conjugate. Preferably the chemical compound is a natural or synthetic carbohydrate, polysaccharide, oligosaccharide, or combination thereof. Also preferably, the second compound is a peptide, a polypeptide or a protein, which may be  
20 an antigenic molecule. Conjugation may be direct or indirect with the additional of functional groups that facilitate conjugation. The process preferably further comprises removing components with a lower molecular weight than the conjugate for example, by dialysis filtration, chromatography, or a combination thereof. The resulting conjugate is preferably a vaccine or a diagnostic agent. The process may further comprise including a  
25 linking compound between the activated compound and the second compound. Preferably the steps of the process, as well as the inclusion of a linker, are performed together, but each may be performed independently.

Another embodiment of the invention is directed to a vaccine produced by the processes of the invention. Preferably the vaccine further comprises a pharmaceutically  
30 acceptable carrier which may include, but is not limited to water, saline, alcohol, saccharides, polysaccharides, oil, or combinations thereof.

Other embodiments and advantages of the invention are set forth in part in the description, which follows, and in part, may be obvious from this description, or may be learned from the practice of the invention.

#### Description of the Drawings

- 5 Figure 1. Overlaid chromatogram of BSA/CDAP/dextran and BSA/CPPT/dextran run on a Superdex200<sup>TM</sup> column (1x30cm) gel filtration column.
- Figure 2. SEC HPLC analysis of indirect conjugation to polysaccharide functionalized using 1-CI.
- Figure 3. Chromatogram of CRM(1-CI/PS6A) conjugate on Superdex200.
- 10 Figure 4. SEC HPLC analysis of Superdex 200 fractions.
- Figure 5. Chemical structures of CPPT (1-cyano-4-pyrrolidinopyridinium tetrafluoroborate; also referred to as CPIP), 1-CBT (1-cyanobenzotriazole), 1-CI (1-cyanoimidazole), and 2-CPO (2-cyanopyridazine-3(2H)one).

#### Description of the Invention

- 15 One embodiment of the invention is directed to a process of conjugation of a chemical compound comprising mixing CPPT, 1-CBT, 1-CI, or 2-CPO, or a functional derivative or conservative modification of any of the preceding compounds, with the chemical compound to create an activated chemical compound. The activated compound is mixed
- 20 independently or together, and may include another compound as a linker between the two. Preferably the activated compound is mixed with a linker molecule which is subsequently reacted with a second compound to create a conjugate. Preferred linkers include but are not limited to hexanediamine, ethylenediamine, hydrazine, adipic dihydrazide, or 1,6-diaminooxyhexane.
- 25 Conjugation may be direct or indirect, meaning with or without the addition of functional groups that facilitate conjugation. Preferably, the chemical compound is a natural or synthetic carbohydrate, polysaccharide, oligosaccharide, or combination thereof. Preferably the second compound is a peptide, a polypeptide or a protein, and more preferably the second compound is an antigenic molecule for the preparation of a
- 30 vaccine or as a diagnostic reagent.

This invention provides novel reagents for cyanating polysaccharides in aqueous or part aqueous solutions so that they may be covalently linked to proteins either directly or through a spacer. The examples illustrate the use of these reagents with a variety of polysaccharides and proteins showing that the methods are generally applicable.

5 Carbohydrate, polysaccharide and oligosaccharide are used interchangeably in this application. The method can employ either natural or synthetic carbohydrate.

Protein can refer to natural, recombinant or synthetic material. It can include peptides. Other molecules besides protein can be used as the second moiety to link either directly or indirectly to the activated carbohydrate.

10 Direct conjugation refers to linking of the protein to the activated carbohydrate without introducing additional functional groups. Indirect conjugation refers to the addition of functional groups which are used to facilitate conjugation. For example, carbohydrate can be functionalized with amines which are subsequently reacted with bromoacetyl groups. The bromoacetylated carbohydrate is then reacted with thiolated  
15 protein. (Hermanson, GT, Bioconjugate Techniques, Academic Press, 2<sup>nd</sup> ed, 2008). The term "functionalization" generally means to chemically attach a group to add functionality, for example, to facilitate conjugation. Examples include functionalization of proteins with hydrazides or aminoxy groups and functionalization of carbohydrate with amino groups.

## 20 **Methods and Reagents**

Conjugation of the protein to the carbohydrate increases its molecular weight, which can be monitored using analytical size exclusion chromatography (SEC HPLC). The earlier the material elutes the higher the molecular weight, and protein is generally monitored by its absorbance at 280 nm. Thus the shift of absorbance to an earlier time is  
25 an indication of an increase in molecular weight and hence of conjugation. A BioSep<sup>TM</sup> G4000 SEC column (Phenomenex) or similar column was used for SEC HPLC in a Waters<sup>TM</sup> 600 system equipped with Empower<sup>TM</sup> software.

Amines and hydrazides were assayed using TNBS as generally described in:  
"Spectrophotometric determination of hydrazine, hydrazides, and their mixtures with  
30 trinitrobenzenesulfonic acid" Qi XY, Keyhani NO, Lee YC. Anal Biochem. 1988 Nov

15;175(1):139-44  
86:155, 1986.

and Vidal and Franci, *J Immun. Meth*

Protein concentration was determined from its extinction coefficient and absorbance at 280 nm. Carbohydrate was assayed by the method of Monsigny M. et al. (5) (*Anal Biochem.* 175(2):525-30, 1988).

1-cyano-4-pyrrolidinopyridinium tetrafluoroborate (CPPT) was prepared by Wilmington PharmaTech, Lot No. 1795-1536-10 and was greater than 97% pure as determined by reverse phase HPLC (see Figure 5). 1-cyano-4-dimethylaminopyridine tetrafluoroborate (CDAP) was provided from Merck Kga. 1-cyano-imidazole (1-CI) was (10) purchased from Apin Chemicals (Abingdon, UK) (see Figure 5). 1-cyano-benzenetriazole (1-CBT) was purchased from Sigma Aldrich (see Figure 5). CRM and tetanus toxoid were provided from the Serum Institute of India (Pune). BSA was purchased from Amresco (Solon, OH). Pneumococcal polysaccharides were obtained from the Serum Institute of India or the ATCC (Manassas, VA). Hib PRP and Neisseria (15) meningitidis polysaccharides were obtained from the Serum Institute of India. T2000 dextran (GE Healthcare) was fractionated using an S400HR gel filtration column (GE Healthcare) to prepare a high molecular weight fraction. Other reagents used include: N-Methyl-2-pyrrolidone (NMP), hexanediamine.2HCl, and triethylamine (TEA) were from Sigma-Aldrich. Acetonitrile was from GFS Chemical.

(20) The following examples illustrate embodiments of the invention, but should not be viewed as limiting the scope of the invention.

**Example 1: Model system: As a model system, BSA was covalently linked to the polysaccharide dextran, either directly or through a spacer.**

CDAP and CPPT were each brought to 0.43 M in acetonitrile and 120 ul added to (25) 2 ml of dextran (6 mg/ml in saline + 0.02% sodium azide). After 30 sec, triethylamine was added to each (~ 7ul) to maintain the pH at about pH 9.8. At 2 min, 1 ml aliquots of the activated dextran was removed and added to either 1 ml of a 0.5 M solution of hexane diamine or to a solution of 1 ml of BSA (10 mg/ml). After 4 hours, the hexanediamine derivatized dextran solutions were dialyzed overnight into saline with frequent changes. (30) To further remove low molecular weight reagents, the solutions were each brought to ~ 6 ml, concentrated using a Corning spin filter device (Spin-X 10 kDa cutoff) and the

process repeated. The filtrate from the second spin was assayed using trinitrobenzenesulfonic acid (TNBS) and found to be essentially negative for amines. The desalted retentate was assayed for amines and dextran. The BSA-dextran conjugates were incubated overnight at 4°C and then fractionated on a Superdex200 size exclusion column (GE Healthcare), equilibrated with PBS. The elution profile for the two conjugates is shown in Figure 1. The void volume peak was pooled and assayed for BSA and dextran (see Table 1).

Table 1

<u>Activator</u>	<u>mg BSA/mg Dex</u>	<u>NH<sub>2</sub>/100 kDa Dex</u>
CDAP	0.71	59
CPPT	0.90	78

10 This data shows that CPPT activates dextran as well as CDAP and possibly better. It demonstrates that protein can be directly conjugated to CPPT activated polysaccharide.

**Example 2: Functionalization of polysaccharides with amines using CPPT**

Solutions of 7.5 mg/ml of Haemophilus influenza (Hib), Neisseria meningitidis A (MenA) and Neisseria meningitidis C (MenC) capsular polysaccharides was prepared.

15 To 1.35 ml of each, 75 ul of 100 mg/ml CPPT in acetonitrile was added. At 30 sec, 5 ul of TEA was added to the Hib and MenA polysaccharides. 6 ul of TEA was added to the MenC solution. At 2.5 min, 0.6 ml of the activated PS was added to 0.6 ml of 0.5 M hexanediamine. After 3 hr, each was dialyzed extensively against saline.

20 Each solution was assayed for polysaccharide using the resorcinol sulfuric acid assay with the corresponding polysaccharide as the standard for MenA and MenC. Ribose was used as the standard for the Hib polysaccharide, with 1 mole ribose per repeat unit and a repeat unit MW of 243 g/mole (see Table 2).

Table 2

Polysaccharide	NH <sub>2</sub> /100kDa
Hib	38
Mena	19.5
MenC	13

25 This table further illustrates the use of CPPT to functionalize a variety of polysaccharides.

**Example 3: Derivatization of dextran, a model polysaccharide, using 1-cyanoimidazole**

30 mg of 1-CI was added to 2 ml of 20 mg/ml solution of T2000 dextran (GE Healthcare). Five 100 ul aliquots of 0.2 M triethylamine were added to maintain the pH at 9-9.2. After about three minutes, 2 ml of 0.5 M hexanediamine was added and the pH adjusted to 9 with 0.5 M NaOH. After 2 hr of reaction, the solution was dialyzed exhaustively into saline. The solution was clarified by centrifugation and assayed for dextran and amines. The product was found to contain 27 amines/100 kDa of dextran, showing that 1-CI can be used to functionalize polysaccharides with amines.

**10 Example 4: Direct conjugation of a model protein to a model PS using 1-CI (BSA-dextran)**

A solution of 13.5 mg/ml of high molecular weight dextran was prepared. 67.5 ul of a 100 mg/ml solution of 1-CI in NMP was added to 1 ml and 30 sec later, 4 aliquots of 100 ul each of 0.2 M TEA added, followed by about 20 ul of 0.5 M NaOH. At about 3.5 min, 0.5 ml of a 20 mg/ml solution of BSA was added. The pH was raised to about 8.5 by the addition of 2 aliquots of 100 ul each 0.1 M sodium borate, pH 9.0. After two days at 4°C, the reaction mixture was analyzed by SEC HPLC. The figure shows that the BSA + 1-CI activated dextran now elutes much earlier from the size exclusion column, indicating higher molecular weight due to conjugation to the polysaccharide.

**20 Example 5: Activation of other PS with 1-CI**

Capsular polysaccharides from pneumococcal serotypes 1 PS (Ps1) and 6B PS (Ps6B) were prepared at 10 mg/ml in saline + 0.02% sodium azide. 9.3 mg of 1-CI suspended in 93 ul NMP was added to 1 ml of Ps1 followed by 8 100 ul aliquots of 0.2 M TEA. At 2.5 min, 0.5 ml of 1 M hexanediamine was added, followed by 2 aliquots of 100 ul each of 0.5 M NaOH. The pH was approximately 9. 100 ul of a 100 mg/ml solution of 1-CI in NMP was added to 1 ml of the Ps6B solution. Two 100 ul aliquots of 0.2 M TEA were added, followed by 2 aliquots of 50 ul each of 0.5 M NaOH to maintain the pH at ~9.5-10.8. At 2.5 min, 0.5 ml of 1 M hexanediamine was added along with 50 ul of 0.5 M NaOH. After about 3 hours, each was dialyzed extensively against saline. Each was then assayed for polysaccharide using the resorcinol sulfuric acid assay and for amines using TNBS (see Table 3).

Table 3

	Amines/100 kDa PS
Ps1-NH <sub>2</sub>	9.8
Ps6B-NH <sub>2</sub>	4.5

5

Thus it is clear that 1-CI can be used to activate and functionalize polysaccharides.

**Example 6: Indirect conjugation to polysaccharide functionalized using 1-CI**

239 ul of 1 M HEPES, pH 8 was added to a solution of about 9.5 mg in 2.2 ml of  
 10 the Ps6B-NH<sub>2</sub> prepared in Example 5. 170 ul of 0.1 M NHS bromoacetate in NMP was  
 added. After 1 hr, the solution was desalted by repeated washes using an Amicon  
 Ultra15 30 kDa cutoff spin filter, using 10mM NaPO<sub>4</sub> + 5mM EDTA pH 6.8 buffer. The  
 retentate was then brought to a final volume of about 0.7 ml. Tetanus toxoid was  
 thiolated as follows: 571 ul of tetanus toxoid (35 mg/ml) was brought to pH 8 by the  
 15 addition of 64 ul 1 M HEPES. 27 ul of 0.1 M SPDP in NMP was slowly added. After  
 about 2 hrs, the pH was reduced to 5.7 and 33 ul of 0.5 M DTT added to deprotect the  
 thiol. After 30 min, the solution was desalted on a 1x15cm G25 column, equilibrated  
 with 10mM NaPO<sub>4</sub> + 5mM EDTA pH 6.8 buffer. The void volume was pooled &  
 concentrated to a final concentration of about 62 mg/ml. The thiol content was  
 20 determined using DTNB. The tetanus had a ratio of about 6 mole thiols/mole TT. The  
 bromoacetylated polysaccharide and thiolated TT were combined as follows: 0.66 ml  
 Ps6B-BrAc + 73 ul 1 M HEPES, pH 8 + 230 ul thiolated TT.

The reaction was allowed to proceed overnight at 4°C and then analyzed by SEC  
 25 HPLC (Figure 2). The conjugate was fractionated by gel filtration on an S400HR column  
 size exclusion (GE Healthcare). The void volume fractions, containing the high  
 molecular weight material, were pooled and assayed for protein and carbohydrate. The  
 conjugate was found to have about 1 mg TT per mg Ps6. This indicates that 1-CI can be  
 used for the indirect conjugation of proteins to carbohydrate.

**Example 7: Direct conjugation of a protein to polysaccharide using 1-CI**

30 Capsular polysaccharide from pneumococcal serotype 6A (Ps6A) was  
 solubilized in water at 10 mg/ml. Each of 5 1 ml tubes was heated to 80°C for 2 min and  
 1 ml 0.1 M sodium borate, pH 9 added to each. After 2.5 hr, the tubes were cooled on ice  
 and then dialyzed. 25 ul of TEA was added to 10 ml of the hydrolyzed Ps6A at 5 mg/ml

and 50 mg of 1-CI added while vortexing. At 2.5 min, 30 ml of CRM at 17.2 mg/ml was added and the pH maintained at about 9. After an overnight reaction, the solution was concentrated to about 1 ml using an Amicon Ultra 15 30 kDa cutoff spin device. 0.5 ml was loaded onto a Superdex 200 column (1 x30cm), equilibrated with 10 mM sodium borate, 150 mM NaCl, pH 9 and the column run at 0.5 ml/min. The chromatogram is shown in Figure 3. 0.5 ml fractions were collected and selective fractions analyzed by SEC HPLC. The SEC chromatograms are shown in Figure 4 and indicate that all the Fractions are higher MW than the unconjugated CRM. As shown, Fractions 20-28 all elute earlier than unconjugated CRM, indicating that each is of a higher molecular weight.

**Example 8: Functionalization of a polysaccharide with 1-cyanobenzotrazole (1-CBT)**

12 mg of 1-CBT were suspended in 240 ul of acetonitrile + 120 ul of NMP. 120 ul of 0.2 M were added to 0.5 ml of 20mg/ml T2000 dextran (10 mg) followed by the addition of 120 ul of the 1-CBT suspension. At about 3 min, 0.5 ml of 0.5 M adipic dihydrazide was added. After 2 hrs of reaction, the solution was dialyzed extensively against saline over 2 days. The solution was then centrifuged and assayed for dextran and hydrazides.

Approximately 9.5 mg of dextran was recovered with a ratio of about 11 hydrazides per 100 kDa of dextran. To confirm that the hydrazides were linked to the dextran, an aliquot of TNBS labeled hydrazide-dextran was examined by SEC HPLC with monitoring at 500 nm, where the TNBS-hydrazide adduct adsorbs. The chromatogram indicated that the trinitrobenzene was associated with the high molecular weight dextran, showing that the hydrazide was indeed linked to the dextran. This shows that 1-CBT can be used to functionalize polysaccharides.

**Example 9: Direct conjugation of protein to 1-CBT activated polysaccharide**

120 ul of 0.2 M TEA was added to 500 ul of a 20 mg/ml solution of T2000 dextran and 160 ul of a 50 mg/ml suspension of 1-CBT in acetonitrile added. At about 2 min, 200 ul of a 47 mg/ml solution of BSA in saline was added and the solution became more viscous. After an overnight reaction, the conjugate was analyzed by SEC HPLC. The majority of the BSA eluted at the void volume of the column, indicating that it was

high molecular weight. This demonstrates that 1-CBT can be used to directly conjugate proteins to polysaccharides.

**Example 10: A selected 2-cyanopyridazin-3(2H)-ones (See Kim et al, Tetrahedron 61:5889, 2005) is synthesized as described in Kim et al., to cyanate carbohydrate.**

5           The carbohydrate is activated using 2-CPO (X = Cl, Y = Cl) and is then directly reacted with a protein or functionalized, e.g., with amino groups. Reagent 2a (See Scheme 1 Kim et al.) is made up at 100 mg/ml in acetonitrile and added to a 10 mg/ml solution of pneumococcal type 14 polysaccharide (Ps14) at ratio of 1 mg reagent to 1 mg carbohydrate. The pH is raised to pH 9.5 using triethylamine and maintained. After 2.5  
10 min, half the solution is added to an equal volume of 0.5 M hexanediamine and the pH adjusted to about 8. The other half of the solution is combined with an equal weight of tetanus toxoid in 10 mg/ml solution. After an overnight incubation at 4°C, the hexanediamine polysaccharide solution is extensively dialyzed against saline and then assayed for amines and polysaccharide. A ratio of 10 amines per 100 kDa polysaccharide  
15 is found. The tetanus polysaccharide solution is fractionated on a S400HR column (GE Healthcare) to remove unconjugated protein. The protein and polysaccharide concentrations are determined. A ratio of about 0.75 mg protein per mg polysaccharide is found.

20           Other embodiments and uses of the invention will be apparent to those skilled in the art from consideration of the specification and practice of the invention disclosed herein.

The term

comprising, where ever used, is intended to include the terms consisting and consisting essentially of. Furthermore, the terms comprising, including, and containing are not  
25 intended to be limiting. It is intended that the specification and examples be considered exemplary only, and that the scope of the claims should not be limited by the preferred embodiments set forth in the examples, but should be given the broadest interpretation consistent with the description as a whole.

**THE EMBODIMENTS OF THE INVENTION FOR WHICH AN EXCLUSIVE PROPERTY OR PRIVILEGE IS CLAIMED ARE DEFINED AS FOLLOWS:**

1. A process of conjugation of a carbohydrate comprising:
  - mixing 1-cyanobenzotriazole (1-CBT) with the carbohydrate to create an activated chemical compound, wherein the carbohydrate comprises a natural or synthetic carbohydrate, polysaccharide, oligosaccharide, or combination thereof; and
  - mixing the activated compound with a second compound to create a conjugate, wherein the second compound comprises a peptide, a polypeptide or a protein.
2. The process of claim 1, wherein the second compound is an antigenic molecule.
3. The process of claim 1, wherein conjugation is direct or indirect with the addition of functional groups that facilitate conjugation.
4. The process of claim 1, further comprising removing components with a lower molecular weight than the conjugate by dialysis, filtration, chromatography, or a combination thereof.
5. The process of claim 1, wherein the conjugate is a vaccine or a diagnostic agent.
6. The process of claim 1, wherein the steps are performed together.
7. The process of claim 1, further comprising mixing the activated compound with hexanediamine, ethylenediamine, hydrazine, adipic dihydrazide, or 1,6-diaminooxyhexane to form a linking compound between the activated compound and the second compound.




Figure 1

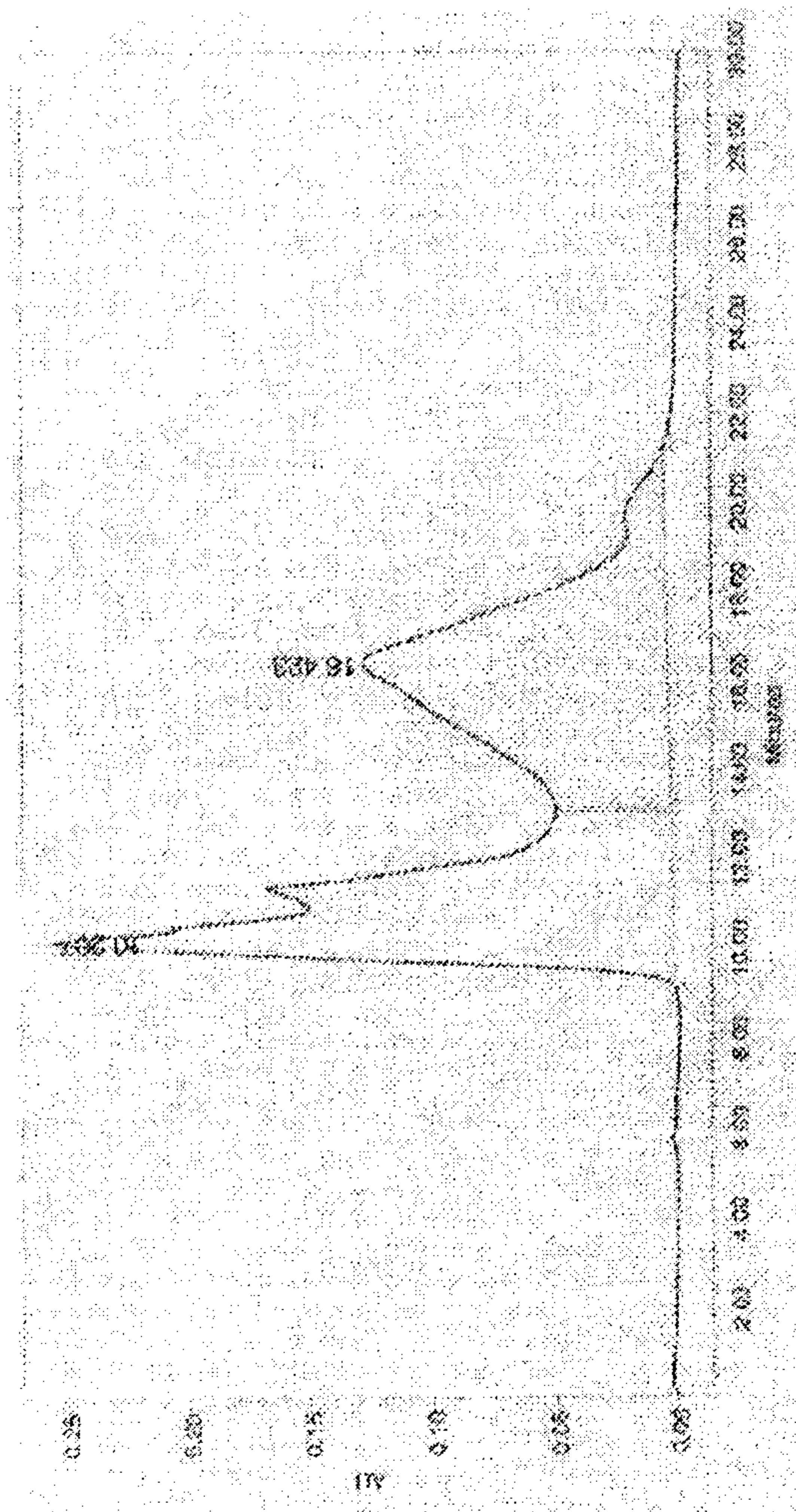


Figure 2

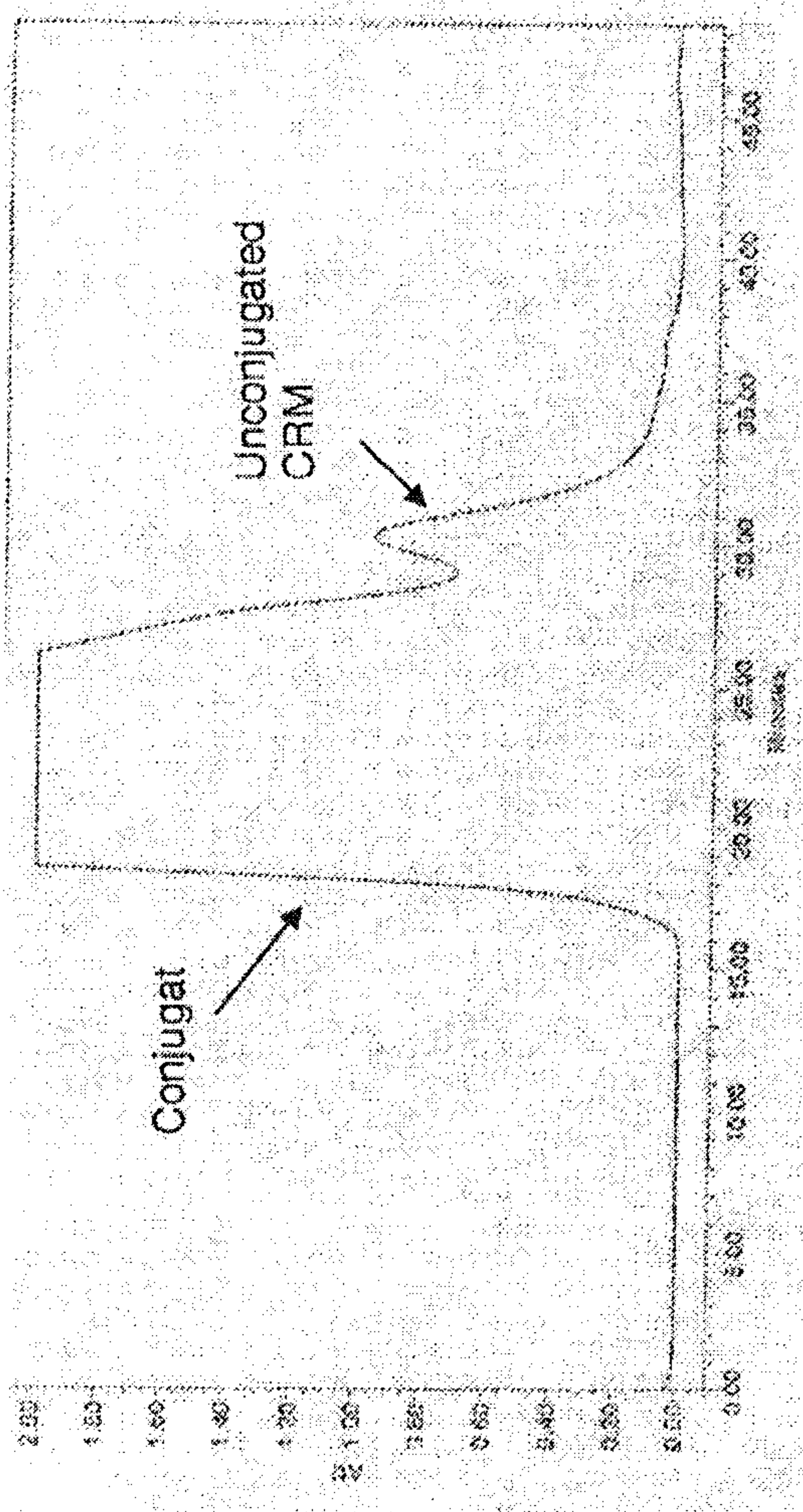


Figure 3


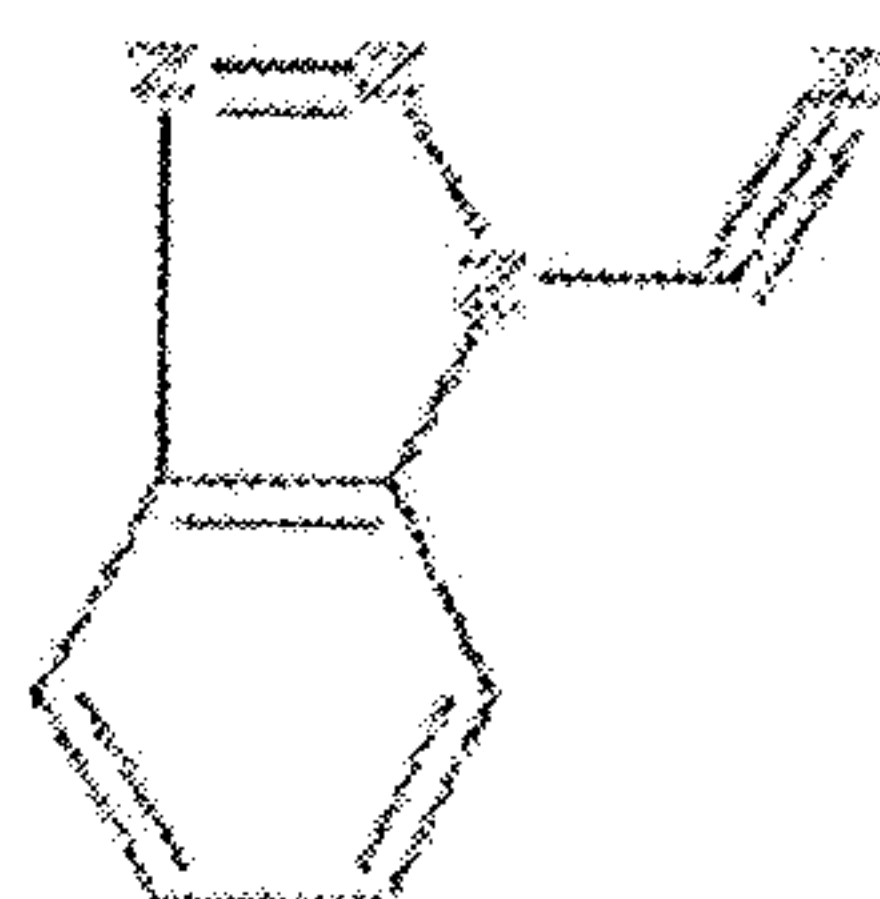


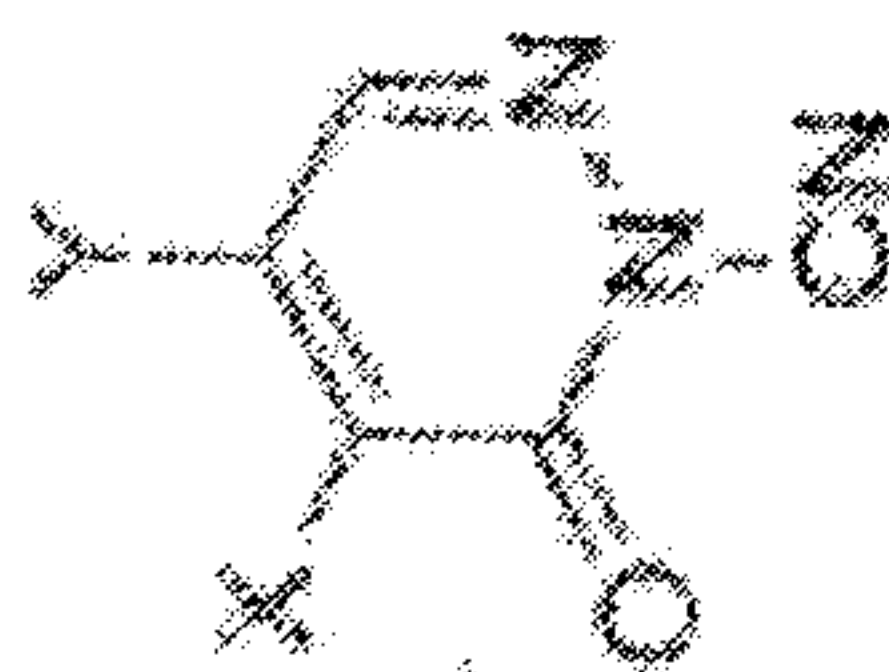
Figure 4



1-cyanobenzotriazole  
(1-CBT)



1-cyanoimidazole  
(1-CI)



2-cyanopyridazin-3(2H)one  
(2-CPO)



1-cyano-4-pyrrolidinopyridinium tetrafluoroborate  
(CPIP or CPPT)

X Cl Cl Cl Cl Br Cl  
Y Cl OMs N<sub>3</sub> OPn Br N(Me)CH<sub>2</sub>Ph Si(CH<sub>3</sub>)<sub>2</sub>Ph

Figure 5