

- [54] **SUCTION ASSEMBLY FOR A WHIRLPOOL BATH**
 [76] **Inventor: Philip E. Chalberg, 3441 Santa Clara Cir., Costa Mesa, Calif. 92626**
 [**] **Term: 14 Years**
 [21] **Appl. No.: 708,876**
 [22] **Filed: Mar. 6, 1985**
 [52] **U.S. Cl. D23/261**
 [58] **Field of Search D23/260-261; 4/286-292, 541, 542, 544; 210/474, 477, 482**

1,964,423	6/1934	Blickman	4/287
3,570,022	3/1971	Nealy	4/287
3,745,594	7/1973	Cosper	4/292
4,034,428	7/1977	Jacuzzi	4/287
4,340,039	7/1982	Hibbard et al.	4/542
4,349,923	9/1982	Chalberg	4/542
4,359,790	11/1982	Chalberg	4/541
4,439,876	4/1984	Chalberg	4/542
4,581,781	4/1986	Ebert	4/542
4,676,894	6/1987	Diamond et al.	4/292 X

- [56] **References Cited**
U.S. PATENT DOCUMENTS
 D. 254,928 5/1980 Mathis D23/261
 D. 261,419 10/1981 Moreland D23/261
 D. 286,319 10/1986 Mathis D23/261
 D. 290,166 6/1987 Jacuzzi D23/261
 D. 290,167 6/1987 Jacuzzi D23/261
 544,105 8/1895 Madsen 4/287
 1,595,516 8/1926 Happ 4/287

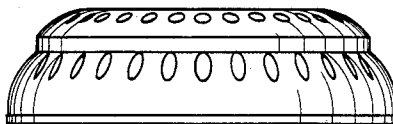
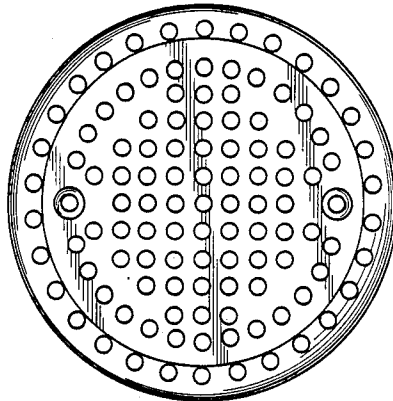
Primary Examiner—James R. Largen
Attorney, Agent, or Firm—Leonard Tachner

[57] **CLAIM**

The ornamental design for a suction assembly for a whirlpool bath, as shown and described.

DESCRIPTION

FIG. 1 is a front elevational view of a suction assembly for a whirlpool bath showing my new design.
 FIG. 2 is a side elevational view thereof, the other side being the same as the side shown; and
 FIG. 3 is a rear elevational view thereof.



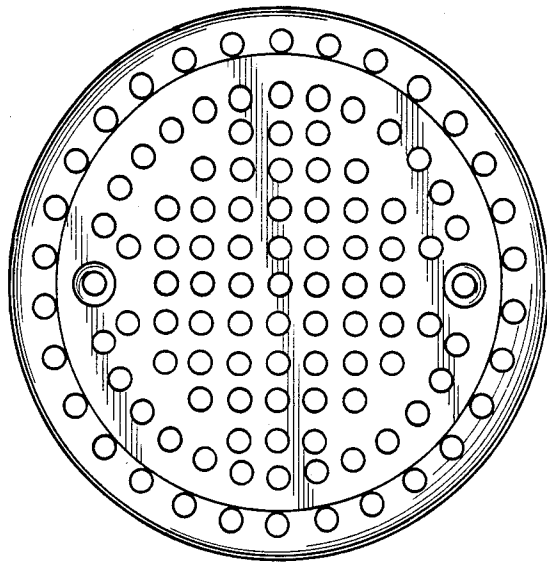


FIG. 1

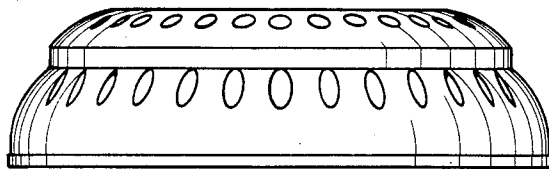


FIG. 2

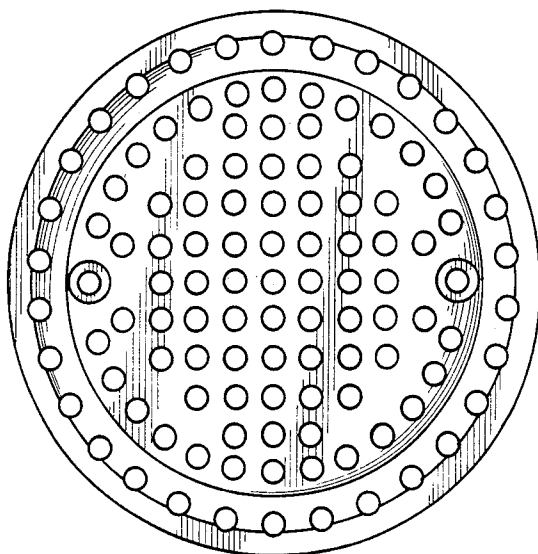


FIG. 3