




INTERNATIONAL APPLICATION PUBLISHED UNDER THE PATENT COOPERATION TREATY (PCT)

(51) International Patent Classification ⁵ : C22C 1/04, H01G 9/05	A1	(11) International Publication Number: WO 93/03191 (43) International Publication Date: 18 February 1993 (18.02.93)
(21) International Application Number: PCT/US92/06262 (22) International Filing Date: 28 July 1992 (28.07.92) (30) Priority data: 738,852 31 July 1991 (31.07.91) US (71) Applicant: CABOT CORPORATION [US/US]; 75 State Street, Boston, MA 02109-1806 (US). (72) Inventor: FIFE, James, A. ; 39 Jubilee Drive, Thornbury, Bristol BS 12 2 1/Q (GB). (74) Agent: KORIS, David, J.; Cabot Corporation, 157 Concord Road, Billerica, MA 01821 (US).		(81) Designated States: AT, AU, BB, BG, BR, CA, CH, CS, DE, DK, ES, FI, GB, HU, JP, KR, LK, LU, MG, MN, MW, NL, NO, PL, RO, RU, SD, SE, European patent (AT, BE, CH, DE, DK, ES, FR, GB, GR, IT, LU, MC, NL, SE), OAPI patent (BF, BJ, CF, CG, CI, CM, GA, GN, ML, MR, SN, TD, TG). Published <i>With international search report.</i>

(54) Title: FLAKED TANTALUM POWDER AND METHOD OF USING SAME

**(57) Abstract**

An improved flaked tantalum powder and process for making the flaked powder are disclosed. The powder is characterized by having a mean particle size in the range of about 2 to about 55 micrometers and a BET surface area in the range of about 0.5 to about 5.0 m²/g. Preferably, the mean particle size and BET surface area are selected so that the flakes have an aspect ratio (D/T) in the range of about 2 to about 50. Agglomerates of the flaked tantalum powder, provide improved flowability, green strength and pressing characteristics compared to conventional flaked tantalum powders. The improved flaked tantalum powder can be made by preparing a flaked tantalum and then reducing the flake size until such mean particle size and BET surface areas are achieved such that the flakes have an aspect ratio (D/T) in the range of about 2 to about 50.

FOR THE PURPOSES OF INFORMATION ONLY

Codes used to identify States party to the PCT on the front pages of pamphlets publishing international applications under the PCT.

AT	Austria	FI	Finland	MN	Mongolia
AU	Australia	FR	France	MR	Mauritania
BB	Barbados	GA	Gabon	MW	Malawi
BE	Belgium	GB	United Kingdom	NL	Netherlands
BF	Burkina Faso	GN	Guinea	NO	Norway
BG	Bulgaria	GR	Greece	NZ	New Zealand
BJ	Benin	HU	Hungary	PL	Poland
BR	Brazil	IE	Ireland	PT	Portugal
CA	Canada	IT	Italy	RO	Romania
CF	Central African Republic	JP	Japan	RU	Russian Federation
CG	Congo	KP	Democratic People's Republic of Korea	SD	Sudan
CH	Switzerland	KR	Republic of Korea	SE	Sweden
CI	Côte d'Ivoire	LI	Liechtenstein	SK	Slovak Republic
CM	Cameroon	LK	Sri Lanka	SN	Senegal
CS	Czechoslovakia	LU	Luxembourg	SU	Soviet Union
CZ	Czech Republic	MC	Monaco	TD	Chad
DE	Germany	MG	Madagascar	TG	Togo
DK	Denmark	ML	Mali	UA	Ukraine
ES	Spain			US	United States of America

FLAKED TANTALUM POWDER AND METHOD OF USING SAME
CROSS-REFERENCE TO RELATED APPLICATIONS

This application is a continuation-in-part of Ser. No.
5 462,806, Jan. 10, 1990, which is a division of Ser. No.
209,746, Jun. 4, 1988, now U.S. Patent No. 4,940,490,
which is a continuation-in-part of Ser. No. 126,706, Nov.
30, 1987, now abandoned.

FIELD OF INVENTION

10 The invention relates to flaked tantalum powders often
used for electrical capacitors and methods for using such
powders to make low density pellets used for making
capacitors. More particularly, the invention relates to
flaked tantalum powders, having a specified aspect ratio,
15 which when agglomerated provide the required good
processing properties, e.g., flowability, high green
strength and pressability. These flaked tantalum powders
can also make capacitors having low leakage and high
breakdown voltages.

20

BACKGROUND OF THE INVENTION

Tantalum capacitors, made from tantalum powder, have been
a major contributor to the miniaturization of electronic
circuits and have made possible the application of such
25 circuits in extreme environments. Tantalum capacitors
typically are manufactured by compressing agglomerated
tantalum powder to form a pellet, sintering the pellet in
a furnace to form a porous tantalum body (electrode), and
then subjecting the porous body to anodization in a
30 suitable electrolyte to form a continuous dielectric
oxide film on the sintered body.

Development of powders suitable for making tantalum capacitors has resulted from efforts by both capacitor producers and tantalum processors to delineate the characteristics required for tantalum powder in order for it to best serve in the production of quality capacitors. Such characteristics include specific surface area, purity, shrinkage, pressability, green strength, and flowability.

First of all, the powder should provide an adequate electrode surface area when formed into a porous body and sintered. The $\mu\text{fV/g}$ of tantalum capacitors is proportional to the specific surface area of the sintered porous body produced by sintering a tantalum powder pellet; the greater the specific surface area after sintering, the greater the $\mu\text{fV/g}$. The specific surface area of tantalum powder is related to the maximum $\mu\text{fV/g}$ attainable in the sintered porous body.

Purity of the powder is an important consideration. Metallic and non-metallic contamination tends to degrade the dielectric oxide film in tantalum capacitors. While high sintering temperatures serve to remove some volatile contaminants high temperatures tend to shrink the porous body reducing its net specific surface area and thus the capacitance of the resulting capacitor. Minimizing the loss of specific surface area under sintering conditions, i.e., shrinkage, is necessary in order to produce high $\mu\text{fV/g}$ tantalum capacitors.

Flowability of the tantalum powder and green strength (mechanical strength of pressed unsintered powder pellets) are also important characteristics for the capacitor producer in order to provide efficient production. The flowability of the agglomerated tantalum powder is essential to proper operation of automatic pellet presses. Sufficient green strength permits

handling and transport of a pressed product, e.g., pellet, without excessive breakage.

A 'pellet', as the term is used herein, is a porous mass or body comprised of tantalum particles. Green strength is a measure of a pellet's mechanical strength. The term 'pressability' describes the ability of a tantalum powder to be pressed into a pellet. Tantalum powder that forms pellets that retain their shape and have sufficient green strength to withstand ordinary processing/manufacturing conditions without significant breakage have good pressability.

Currently, tantalum powders suitable for use in high performance capacitors are produced by several methods. One powder production method involves chemical reduction, e.g., sodium reduction of potassium fluorotantalate, K_2TaF_7 . In another method, powder is produced by hydriding a melted (typically arc melted or electron beam melted) tantalum ingot, milling the hydrided chips, and dehydriding.

As discussed above, the $\mu fV/g$ of a tantalum pellet is a function of the specific surface area of the sintered powder. Greater net surface area can be achieved, of course, by increasing the quantity (grams) of powder per pellet; but, cost and size considerations have dictated that development be focused on means to increase the specific surface area of tantalum powder.

One of the methods proposed for increasing the specific surface area of tantalum powder is flattening the powder particles into a flake shape.

Efforts to increase specific surface area by making thinner tantalum flakes have been hindered by concomitant loss of processing characteristics, for example, very

thin tantalum flake would be expected to have poor flow characteristics, poor pressability, low green strength and low forming voltages. Thinner flakes are desirable however, because they could make less expensive low
5 density pellets which could be used to make capacitors having high breakdown voltages and low leakage losses.

OBJECTS AND SUMMARY OF THE INVENTION

It is an object of this invention to provide a method for
10 making a fractured flake tantalum powder having BET surface area and mean particle size represented by a range of aspect ratios (D/T) of about 2 to about 50.

It is another object of this invention to provide a
15 fractured flake tantalum powder with a BET surface area greater than $0.7 \text{ m}^2/\text{g}$ and a mean particle size in a range selected to yield an aspect ratio (D/T) that has powder properties suitable for use in economical high speed processes for the manufacture of tantalum capacitors;
20 e.g., an aspect ratio in the range of about 2 to 50.

It is another object of this invention to provide an
agglomerate of flaked tantalum powder that has good flowability and pressability characteristics.

25

It is another object of this invention to provide low density flaked tantalum pellets having high green strength.

30 It is another object of this invention to provide low density flaked tantalum pellets having reduced sensitivity to sintering temperatures, i.e., pellets that can be sintered over a wide range of temperatures, relative to the prior art, to form an electrode useful in
35 a tantalum capacitor.

It is another object of this invention to provide a tantalum electrode having reduced sensitivity to forming voltages, i.e., dielectric oxides can be formed on the electrodes over a range of voltages.

5

It is another object of this invention to provide a tantalum electrode having low leakage and high breakdown voltages.

- 10 The present invention provides a method for making flaked tantalum powder that is flowable and pressable when agglomerated, comprising the steps of:

preparing tantalum flake powder;

reducing the flake size until the powder has a mean

- 15 particle size in the range of about 2 to about 55 micrometers and BET surface area in the range of about 0.5 to about 5.0 m²/g and

selecting said mean particle size and BET surface area so that the flakes have an aspect ratio

- 20 (D/T) in the range of about 2 to about 50.

The present invention also provides a fractured flake tantalum powder comprised of flakes having a mean particle size in the range of 2 to 55 micrometers and a
25 BET surface area greater than about 0.7 m²/g and an aspect ratio between about 2 and about 50.

The present invention also provides an agglomerate of the above-described flaked tantalum powder having improved
30 flowability and pressability characteristics. The agglomerated flaked tantalum powder of this invention may be prepared by any conventional method for preparing agglomerates such as, for example, by heating the tantalum flake, described in the preceding paragraphs, to
35 a temperature of about 1300 to 1600°C in an inert atmosphere or under vacuum for a period of about 30 to 60 minutes and crushing the resulting product to a size in

the range of about 40 mesh (0.015 inch screen opening) to 60 mesh (0.0098 inch screen opening).

5 The present invention also provides low density pellets prepared from the flaked tantalum powder and/or agglomerate described in the preceding paragraphs.

10 The present invention also provides a capacitor electrode formed from the pellets described in the preceding paragraphs. In general the capacitors are prepared by sintering the pellets described above and anodizing the sintered pellets.

BRIEF DESCRIPTION OF THE DRAWINGS

15

Other details, objects and advantages of the invention and methods for making and using the same will become apparent from the following detailed description and accompanying Figures. A legend at the bottom of the
20 Scanning Electron Micrograph (SEM) Figures gives the voltage, magnification e.g., 400X, and a reference scale in micrometers.

Figure 1 is a SEM at a magnification 1000X, of a prior
25 art ingot-derived flaked tantalum powder having a Scott Density of 13.4 g/in³;

Figure 2 is a SEM at a magnification of 1000X, of an ingot-derived flaked tantalum powder having a Scott
30 Density of 59.8 g/in³ prepared in accordance with the present invention;

Figure 3 is a SEM at a magnification of 1000X, of a prior art flaked tantalum powder produced in accordance with
35 Example II, specimen H of U.S. Patent No. 3,647,415 Yano, et al., and which is an example of a tantalum flake that is not produced in accordance with the teachings of that

patent;

Figure 4 is a SEM at a magnification of 1000X, of a flaked tantalum powder produced by subjecting the flake
5 of Figure 3 to the process of the present invention;

Figure 5 is a SEM at a magnification of 1000X, of a prior art flaked tantalum powder produced in accordance with Example I, specimen C, of the U.S. Patent No. 3,647,415
10 and which is representative of tantalum flake included within the teaching of that patent;

Figure 6 is a SEM at a magnification of 500X, of a flaked tantalum powder produced by subjecting the flake of
15 Figure 5 to the process of the invention;

Figure 7 is a SEM at a magnification of 1000X, of a flaked tantalum powder produced in accordance with the invention, and similar to that shown in Figures 2,4 and
20 except that the particles are smaller and about one-half thickness; and

Figure 8 is a graph showing the particle size distribution of the flaked tantalum powders shown in
25 Figures 3 to 6.

DETAILED DESCRIPTION OF THE INVENTION

Flaked tantalum powder may be prepared by deforming or
30 flattening a granular tantalum powder. It will be appreciated by those skilled in the art that this deformation may be accomplished by conventional mechanical techniques using a ball mill, rod mill, roll mill or the like. The flaked tantalum powder of the
35 present invention can be prepared from such conventionally prepared flaked tantalum powder by reducing the size of the flake particles until the mean

particle size is in the preferred range of about 2 to about 45 micrometers preferably about 3 to about 20 micrometers and BET surface area is in the range of about 0.5 to about 5.0 m²/g, preferably, about 0.5 to about 5.0 m²/g. The size reduction process may be aided by embrittling the conventional flake by techniques such as hydriding, oxidizing, cooling to low temperatures, or the like, to enhance breakage when reducing the flake particle size by mechanical means such as crushing, or other size reduction processes. The mean particle size and BET surface area are related, as hereinafter described, and that relationship can be expressed as a value, i.e., aspect ratio (D/T). Surprisingly, the BET surface area may exceed 0.7 up to 5.0 m²/g and is preferably in the range of about 0.5 to about 1.5 m²/g without loss of the desired properties as long as mean particle size is adjusted to maintain the aspect ratio (D/T) in the range of about 2 to about 50 more preferably, about 5 to about 20.

20

In the present invention flakes are reduced in size without substantial tapering of the flakes peripheral edges. Consequently, in one embodiment the flaked tantalum powder of the invention is characterized by flakes of substantially uniform thickness from edge to edge which are described herein as "fractured flake". Thickness may be related to BET nitrogen surface area values which are typically in the range of about 0.5 to about 1.5 m²/g. It should be kept in mind, however, that the desired flake properties can also be achieved with substantially thinner flakes (higher BET nitrogen surface areas, e.g., greater than 1.5) if the mean particle size is adjusted to maintain an aspect ratio at less than about 50. Aspect ratios in the range of about 5 to about 20 being preferred.

Aspect ratios 'D/T' of flaked tantalum powders can be

calculated from their mean particle size in micrometers and BET (nitrogen) surface area in m^2/g in accordance with the following formula:

$$D/T = (K) (MPS) (BET)$$

5 where: K = 2, a constant;

MPS = mean particle size in micrometers; and

BET = BET surface area (nitrogen).

The techniques for measuring MPS and BET are described in greater detail below.

Comparison of Figures 1 through 9 illustrates that the flaked tantalum powder of the present invention is comprised of substantially smaller particles than the prior art flakes. The prior art tantalum flake shown in Figure 1 was prepared from classified 20 x 44 micrometer ingot-derived (electron beam melted) tantalum chips. The chips were degassed in a vacuum furnace to remove hydrogen and sieved through a 325 mesh screen. The resulting material was then milled in a vibrating ball mill for 10 hours to flatten the chips into flake. This flake was acid leached first in a HCl/HNO₃ mixture and then in HF to remove metallic impurities. The resulting flake which had a Scott density of 10.8 g/in³ was heat treated at 1600° C for 30 minutes to produce an agglomerated material which was then jaw crushed to 40 mesh sized agglomerates having a Scott density of 13.4 g/in³.

The flaked tantalum powder of the current invention shown in Figure 2 was prepared from ingot-derived (electron beam melted) 325 mesh tantalum chips. The chips were degassed in a vacuum furnace to remove hydrogen and sieved through a 325 mesh screen. The resulting material was milled in a vibrating ball mill for 10 hours to flatten the chips into flake. This flake was acid leached first in a HCl/HNO₃ mixture and then in HF to

remove metallic impurities. The resulting flake had a BET nitrogen surface area value of $0.38 \text{ m}^2/\text{g}$ and a Scott density in the range of 10 to 15.2 g/in^3 . This flake was hydrided and subjected to cold isostatic pressing at
5 30,000 psi to break the flake into smaller pieces which after pressing are in the form of a solid bar. The solid bar was jaw crushed to 60 mesh producing flakes having a BET nitrogen surface area value of $0.54 \text{ m}^2/\text{g}$ and Scott density of 59.8 g/in^3 .

10

Comparison of the flaked tantalum powder shown in Figures 1 (prior art) and 2 (invention) demonstrates that the flake of this invention is comprised of substantially smaller flake particles.

15

The prior art flaked tantalum powder shown in Figure 3 was made from -60 mesh sodium reduced tantalum powder. The powder was deformed to flake shape by milling in a vibratory ball mill for ten hours. The ball milled
20 flakes were acid leached to remove metallic impurities using 15% HCl and 2% HF. This method corresponds to the procedure described in United States Patent No. 3,647,415 for preparing Specimen H in Example II. The Scott density of the resultant flake was 12.54 g/in^3 and 90% of
25 the flakes had no dimension larger than 126 micrometers as shown in Table 1.

The flaked tantalum powder of this invention shown in Figure 4 was made from -60 mesh sodium reduced tantalum
30 powder. The powder was deformed to flake shape by milling in a vibratory ball mill for ten hours. The ball milled flake was acid leached to remove metallic impurities using 15% HCl and 2% HF. The flake was then heated in a closed vessel until the flake reached about
35 850° C . Then, however, the heated tantalum flake was hydrided by allowing it to cool to room temperature in the vessel while a positive hydrogen pressure of +5 psi

was maintained. The hydrided flake was reduced in size by milling the flake material in a Vortec M1 impact mill, available from Vortec Products Co., Long Beach California, U.S.A., operating at 10,000 rpm. The
5 resultant flake had a Scott density of 21.45 g/in³ and about 90% of the flakes had no dimension greater than about 37 micrometers.

The prior art flaked tantalum powder shown in Figure 5
10 was made from -60 mesh sodium reduced tantalum powder. This powder had an absorbed hydrogen content of about 125 ppm. The powder was deformed to flake shape by milling in a vibratory ball mill for six hours. Then the ball milled flake was acid leached to remove impurities using
15 15% HCl and 2% HF. The resultant flake had a Scott density of 12.7 g/in³ and about 90% of the flakes had no dimension greater than about 131.8 micrometers. This method corresponds to the procedure described in United States Patent No. 3,647,415 for preparing Specimen C in
20 Example I.

The flaked tantalum powder of this invention shown in Figure 6 was made from -60 mesh sodium reduced tantalum powder. The powder was deformed to flake shape by
25 milling in a vibratory ball mill for six hours. The ball milled flake was acid leached to remove metallic impurities using 15% HCl and 2% HF. The flake was then heated in a closed vessel until the flake reached about 850° C. Then, however, the heated flake was hydrided by
30 allowing it to cool to room temperature in the vessel while a positive hydrogen pressure of +5 psi was maintained. The hydrided flake was reduced in size by milling the flake material in a Vortec M1 impact mill operating at 12,500 rpm. The resultant flake had a Scott
35 density of 28.30 g/in³ and about 90% of the flakes had no dimension greater than about 23.2 micrometers.

The flaked tantalum powder of this invention shown in Figure 7 was made from 100 mesh sodium reduced tantalum powder. The powder was deformed to flake shape by milling in an organic solvent using a Model 15S attritor ball mill manufactured by Union Process Inc., Akron Ohio, USA, for 16 hours to a BET nitrogen surface area greater than about 1.0 m²/gm indicating a thin flake. The ball milled flake was acid leached to remove impurities using 15% HCl and 2% HF. The leached flake was then heated in a closed vessel until the flake temperature reached about 850 °C, then cooled to room temperature and hydrided/embrittled under hydrogen +5 psi. The hydrided flake was further reduced in size by milling the flake material in a Vortec M1 impact mill operating at 15,000 to 20,000 RPM. Higher RPMs are effective for fracturing thinner embrittled flake to achieve the aspect ratios in the desired range.

It is apparent from Figures 8 and 9 and the Granulometer data in Table 1 that the particle size of the flake of this invention is substantially smaller than the particle size of the flake of the prior art. It also appears that the particle size distribution of the flaked powder of the invention is narrower than the particle size distribution of the flake of the prior art.

The mean particle size, BET nitrogen surface area and Scott density of the above-mentioned flaked powders may be measured as described below.

30

Mean Particle Size

The mean particle size distribution of samples of flaked tantalum powder are determined using a MICROTRAC II® particle size analyzer available from the Leeds & Northrup unit of General Signal Corporation, U.S.A. This is an apparatus designed to measure the size of particles suspended in a liquid via scattered light and laser

- optical methods. Particles between 0.34 and 60 micrometers are measured by the amount of scattered laser light and particles between 0.12 and 0.34 by the amount of scattered monochromatic light, impinging on a photodetector array. By means of a self-contained computer, the apparatus determines the distribution of mean particle sizes. The Operator's Manual for the MICROTRAC II® further describes the measurement method.
- 10 The sample numbers appearing in Table 1 (F3 through F6) correspond to the flakes shown in Figures 3 through 6. The measurements presented in Table 1 were made on a Granulometer as indicated in the footnote. The results of the Granulometer particle size distribution are set forth in Table I and are graphed in Figure 8. In Figure 8, the solid lines reference the flaked tantalum powder of the subject invention shown in Figures 4 and 6 and the dotted lines reference the prior art flaked tantalum powder shown in Figures 3 and 5.
- 20 A review of the data in Table 1 reveals that the particle size of the flakes of the present invention are substantially smaller than those of the prior art flakes, which is consistent with comparative screen distribution measurements. Further, the curves of Figures 8 and 9 show that the particle size distribution of the flakes of the present invention are much narrower than those of the prior art flakes.
- 30 BET Nitrogen Surface Area
- The BET nitrogen surface area of flaked tantalum powder samples can be measured with a MONOSORB® Surface Area Analyzer available from QUANTACHROME Corporation, Syosset, N.Y., U.S.A.. This is an apparatus designed to measure the quantity of adsorbate nitrogen gas adsorbed on a solid surface by sensing the change in thermal conductivity of a flowing mixture of adsorbate and inert

carrier gas such as helium. The methods and procedures for making these measurements are described in the instruction manual for the MONOSORB® apparatus. All BET surface area measurements referenced herein were made
5 with nitrogen adsorbate gas.

Scott Density

Scott density is determined with an apparatus comprised of a powder flowmeter funnel, a density cup and stand for
10 the funnel and cup available as a set from Alcan Aluminum Corp., Elizabeth, N.J., U.S.A. The measurement is made by pouring a flake sample through the funnel into the cup (one-cubic-inch nickel plated) until the sample completely fills and overflows the periphery of the cup.
15 Then the sample is leveled-off by means of a spatula, without jarring, so that the sample is flush with the top of the cup. The leveled sample is transferred to a balance and weighed to the nearest 0.1 gram. The Scott density is the weight per cubic inch of the sample.

TABLE I

5		F3 (Prior Art)	F4	F5 (Prior Art)	F6
	<u>Sample No.</u>				
	Screen Distribution (% Sample retained)				
10	% +325	61.40	3.34	67.88	1.59
	% -325/500	13.08	4.19	8.45	1.24
	% -500	25.52	92.47	23.67	97.17
15	Scott Density				
	(g/in ³)	12.54	21.45	12.70	28.30
	Granulometer Summary+				
20	(D) 10%*	33.5	6.7	41.6	4.6
	(D) 50%***	83.5	17.4	93.2	11.1
	(D) 90%***	126.5	37.0	130.8	23.2

25 + As measured on Compagnie Industrielle Des Laser,
Cilas Alcatel Granulometer Model 715.

30 * Length in micrometers that is greater than the
measured diameter of the smallest 10 percent by volume
of the particles in the sample.

35 **Length in micrometers that is greater than the
measured diameter of the smallest 50 percent in volume
of the particles in the sample.

***Length in micrometers that is greater than the
measured diameter of the smallest 90 percent by volume
of the particles in the sample.

40 Agglomeration

The flaked tantalum powders are agglomerated in any
conventional manner in order to provide a product which
is suitable for subsequent formation into pellets from
45 which capacitor electrodes can be fabricated. Typically,
agglomeration involves heat treatment of the flake in a
vacuum or inert atmosphere at temperatures in the range
of about 1300 to 1600° C for periods of time ranging from
about 30 to 60 minutes. The specific agglomeration
50 technique utilized herein is described below.

Agglomerates were made utilizing the flakes shown in Figures 3, 4, 5 and 6. The flakes of Figures 3, 4, 5 and 6 were individually heat treated under vacuum at 1440° C for 30 minutes and jaw crushed to -40 mesh. The flakes
5 were doped with 100 ppm phosphorus and then subjected to a second heat treatment at 1500° C for 30 minutes and jaw crushed to -40 mesh. The resulting flakes were deoxidized by blending with 2.5% Mg powder and heating under +3 psi Argon pressure to temperature of 950° C for
10 320 minutes. The resulting agglomerates were acid leached, to remove MgO and excess Mg, using 15% HNO₃ and then rinsed and dried.

Failure to flow is very detrimental since it is
15 impractical to commercially press pellets from agglomerates that do not flow.

Pellet Fabrication and Crush Strength

20 An agglomerated flaked tantalum powder is compressed in a conventional pellet press without the aid of binders using an imbedded tantalum wire. Two samples of a tantalum powder, one weighing 1.29 g and the other weighing 1.33 g are separately introduced into a die of a
25 pellet press having a diameter of 0.250 inch. The press is set up to press a pellet having a length of 0.330 inch. Utilizing the above weights and lengths an approximate green density of 5.0 g/cc is achieved.

30 The flaked tantalum powder shown in Figure 7 was agglomerated and pressed into pellets under conditions similar to those described above. The resulting pellets had a crush strength greater than 50 at 5.0 DP.

35 Although we have set forth certain present preferred embodiments of our flaked tantalum powder and methods of making same, it should be distinctly understood that our

invention is not limited thereto but may be variously embodied within the scope of the following claims.

We Claim:

1. A method for making flaked tantalum powder that is flowable and pressable when agglomerated, comprising the steps of:

preparing tantalum flake powder;

reducing the flake size until the powder has a mean particle size in the range of about 2 to about 55 micrometers and BET surface area in the range of about 0.5 to about 5.0 m²/g; and

selecting said mean particle size and BET surface area so that the reduced size flakes have an aspect ratio (D/T) in the range of about 2 to about 50.

2. The method of claim 1, wherein the BET surface area of the reduced size flakes is greater than 0.70 m²/g.

3. The method of claims 1 or 2, wherein the flake size is reduced until the mean particle size is less than about 45 micrometers.

4. The method of claims 1 or 2, wherein the flake size is reduced until the mean particle size is in the range of about 5 to about 20 micrometers.

5. The method of claim 4, wherein the flake is prepared by a chemical reduction process.

6. The method of claim 4, wherein the flake is ingot derived.

7. The method of claim 1, wherein the aspect ratio (D/T) is in the range of about 5 to about 20.

8. The method of claim 1, wherein the BET surface area of the reduced size flake is in the range of about 0.5 to about 1.5 m²/g and the mean particle size is in the range of about 5 to about 20 micrometers.

9. The method of claim 4, wherein at least about 90% of the reduced size flakes have no dimension greater than about 25 micrometers.

10. The method of claim 1 or 2, further comprising the step of embrittlement of the flaked tantalum powder prior to the size reduction step.

11. The method of claim 4, further comprising the step of embrittlement of the flaked tantalum powder prior to the size reduction step.

12. The method of claim 10, further comprising the step of agglomerating the reduced size flake.

13. A low density pellet prepared from the reduced size flake of claim 4.

14. A capacitor prepared from the pellet of claim 13.

15. A flaked tantalum powder comprised of flakes having a mean particle size in the range of about 2 to about 55 micrometers and a BET surface area greater than about $0.7 \text{ m}^2/\text{g}$; and an aspect ratio between about 2 and about 50.

16. The flaked tantalum powder of claim 15 wherein the tantalum is chemically reduced tantalum.

17. The flaked tantalum powder of claim 15 wherein the tantalum is ingot derived tantalum.

18. The flaked tantalum powder of claim 15 wherein the mean particle size of the reduced size flake is less than about 45 micrometers.

19. The flaked tantalum powder of claim 16, wherein the mean particle size of the reduced size flake is less than about 45 micrometers.

20. The flaked tantalum powder of claim 15, wherein the mean particle size of the reduced size flake is in the range of about 5 to about 20 micrometers.

21. The flaked tantalum powder of claim 20 wherein the BET surface area of the reduced size flake is in the range of about 0.5 to about $1.5 \text{ m}^2/\text{g}$.

22. The flaked tantalum powder of claim 21 wherein the aspect ratio (D/T) of the reduced size flake is in the range of about 5 to about 20.

23. The flaked tantalum powder of claim 21, wherein the aspect ration (D/T) of the reduced size flake is in the range of about 5 to about 20.

24. An electrode having low leakage and a high


breakdown voltage prepared with the powder of claim 15.

1/5

FIG. 1
Conventional Tantalum Flake
1000X Magnification



FIG. 2
Fractured Tantalum Flake
1000X Magnification



2/5

FIG. 3





FIG. 4



3/5

FIG. 5

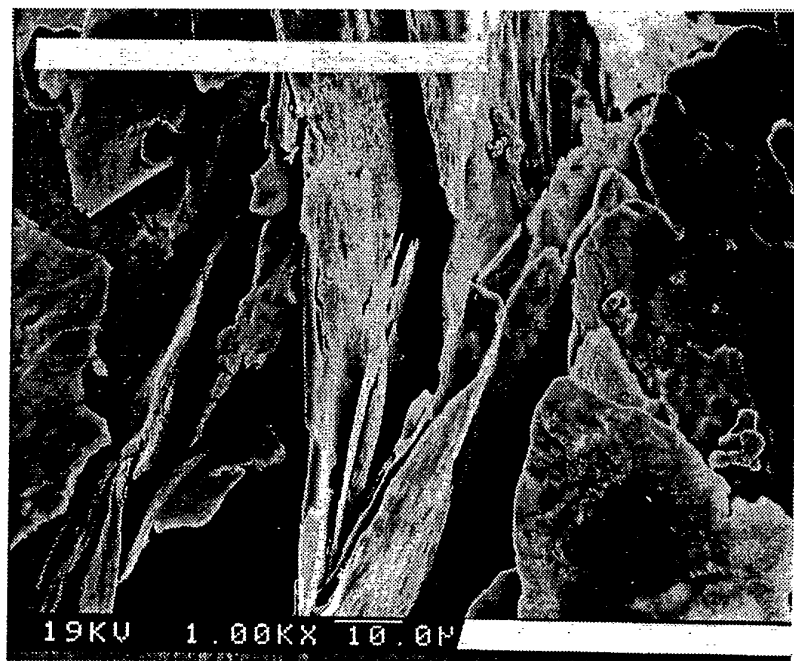




FIG. 6



4/5

F I G. 7



5/5

PARTICLE SIZE DISTRIBUTION

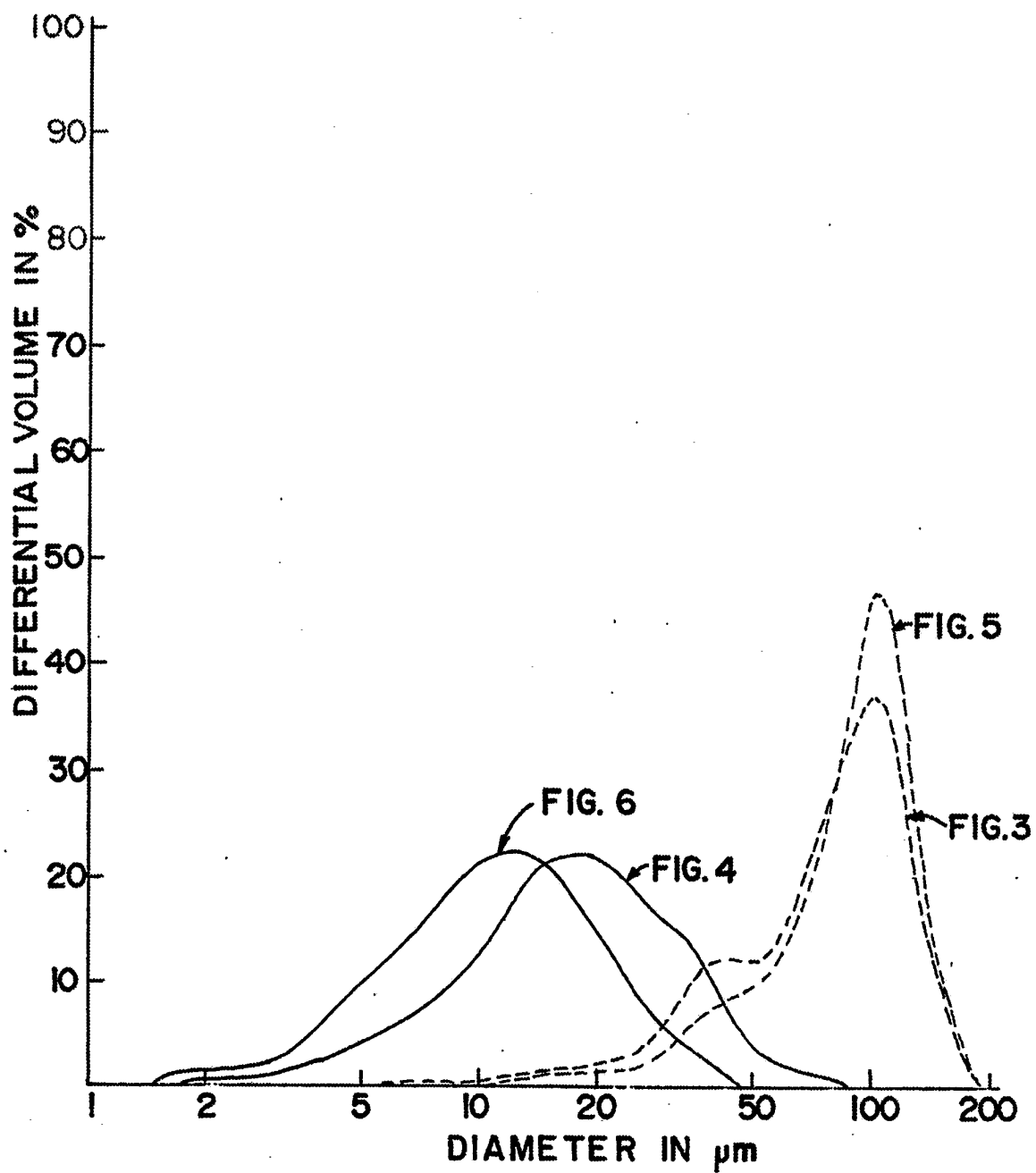



FIG. 8

INTERNATIONAL SEARCH REPORT

PCT/US 92/06262

International Application No

I. CLASSIFICATION OF SUBJECT MATTER (if several classification symbols apply, indicate all) ⁶		
According to International Patent Classification (IPC) or to both National Classification and IPC		
Int.Cl. 5. C22C1/04; H01G9/05		
II. FIELDS SEARCHED		
Minimum Documentation Searched ⁷		
Classification System	Classification Symbols	
Int.Cl. 5	C22C ; H01G	
Documentation Searched other than Minimum Documentation to the Extent that such Documents are Included in the Fields Searched ⁸		
III. DOCUMENTS CONSIDERED TO BE RELEVANT⁹		
Category ^o	Citation of Document, ¹¹ with indication, where appropriate, of the relevant passages ¹²	Relevant to Claim No. ¹³
A	US,A,4 740 238 (SCHIELE) 26 April 1988 see column 1, line 5 - line 16; claims 1,2 ---	1,13-15, 24
A	US,A,4 441 927 (GETZ ET AL.) 10 April 1984 see claim 1 ---	1,13-15, 24
A	US,A,3 647 415 (YANO ET AL.) 7 March 1972 cited in the application ---	
A	DE,A,3 840 361 (CABOT CORP.) 8 June 1989 -----	
<p>^o Special categories of cited documents : ¹⁰</p> <p>"A" document defining the general state of the art which is not considered to be of particular relevance</p> <p>"E" earlier document but published on or after the international filing date</p> <p>"L" document which may throw doubts on priority claim(s) or which is cited to establish the publication date of another citation or other special reason (as specified)</p> <p>"O" document referring to an oral disclosure, use, exhibition or other means</p> <p>"P" document published prior to the international filing date but later than the priority date claimed</p> <p>"T" later document published after the international filing date or priority date and not in conflict with the application but cited to understand the principle or theory underlying the invention</p> <p>"X" document of particular relevance; the claimed invention cannot be considered novel or cannot be considered to involve an inventive step</p> <p>"Y" document of particular relevance; the claimed invention cannot be considered to involve an inventive step when the document is combined with one or more other such documents, such combination being obvious to a person skilled in the art.</p> <p>"&" document member of the same patent family</p>		
IV. CERTIFICATION		
Date of the Actual Completion of the International Search	Date of Mailing of this International Search Report	
04 NOVEMBER 1992	20. 11. 92	
International Searching Authority	Signature of Authorized Officer	
EUROPEAN PATENT OFFICE		

**ANNEX TO THE INTERNATIONAL SEARCH REPORT
ON INTERNATIONAL PATENT APPLICATION NO. US 9206262
SA 63004**

This annex lists the patent family members relating to the patent documents cited in the above-mentioned international search report.
The members are as contained in the European Patent Office EDP file on
The European Patent Office is in no way liable for these particulars which are merely given for the purpose of information. 04/11/92

Patent document cited in search report	Publication date	Patent family member(s)	Publication date
US-A-4740238	26-04-88	EP-A, B 0284738 JP-A- 63238203	05-10-88 04-10-88
US-A-4441927	10-04-84	DE-A, C 3341278 GB-A, B 2130246 JP-A- 59100201 NL-A- 8303726	17-05-84 31-05-84 09-06-84 18-06-84
US-A-3647415	07-03-72	BE-A- 722915 DE-A- 1805372	01-04-69 29-05-69
DE-A-3840361	08-06-89	US-A- 4940490 FR-A- 2625122 GB-A, B 2212817 JP-A- 2125804	10-07-90 30-06-89 02-08-89 14-05-90