

[54] COSMETIC SPRAY COMB

[72] Inventor: Elmer B. Olson, Gardena, Calif.

[73] Assignee: The Raymond Lee Organization, Inc., New York, N.Y. a part interest

[22] Filed: Dec. 7, 1970

[21] Appl. No.: 95,429

[56]

References Cited

UNITED STATES PATENTS

3,406,694	10/1968	Odence.....	132/85
3,021,850	2/1962	Smith et al.....	132/84

FOREIGN PATENTS OR APPLICATIONS

829,845	3/1960	Great Britain	132/11 R
---------	--------	---------------------	----------

Primary Examiner—Louis G. Mancene
Assistant Examiner—Gregory E. McNeill

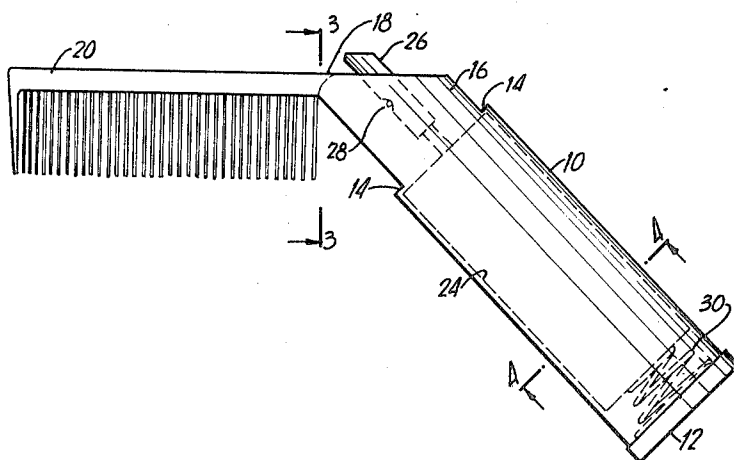
[52] U.S. Cl. 132/112
[51] Int. Cl. A45d 24/22
[58] Field of Search 132/112, 115, 11; 401/190,
401/273, 271, 278

[57]

ABSTRACT

A spray can containing hair treating material is secured to one end of a comb in such manner as to spray said material onto the hair of the user when the comb is in use.

5 Claims, 4 Drawing Figures



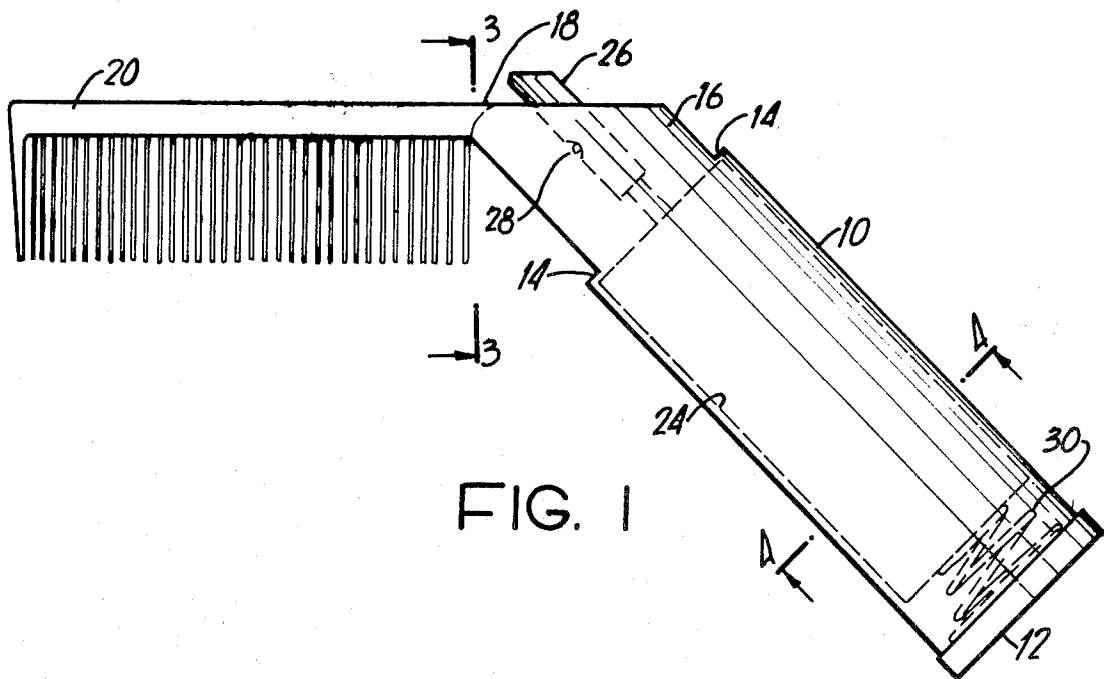


FIG. 1

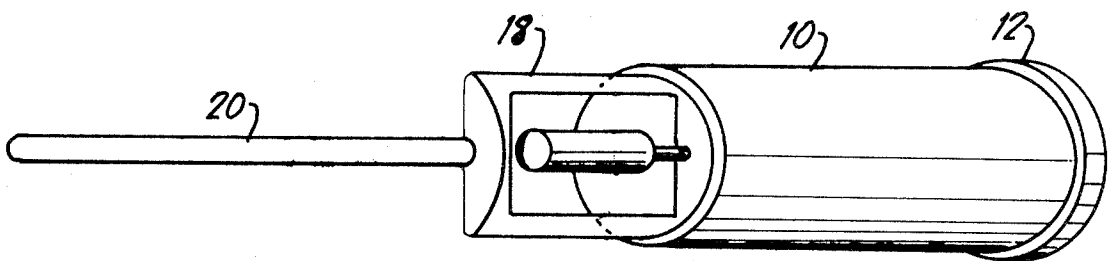


FIG. 2

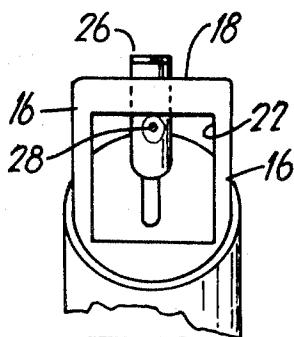


FIG. 3

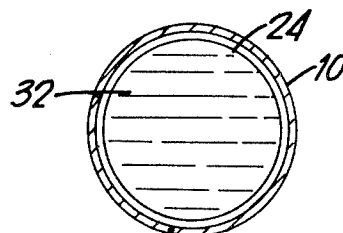


FIG. 4

INVENTOR.
ELMER BERNARD OLSON

COSMETIC SPRAY COMB

SUMMARY OF THE INVENTION

My invention is directed toward apparatus for both combing hair and spraying suitable hair treatment material onto the hair. Such material can be, for example, a hair dye, a hair set, a hair shampoo or the like. Thus I have invented a cosmetic spray comb which can be used on pets as well as on human beings.

To this end I provide a spray can carrying said material and having a manually operable release valve. I also provide a comb and means securing one end of said comb to additional means containing the can whereby comb and/or spray can be used separately or together as required.

BRIEF DESCRIPTION OF THE DRAWINGS

In the drawings:

FIG. 1 is a side view of my invention;

FIG. 2 is a top view thereof;

FIG. 3 is a view taken along line 3—3 in FIG. 1; and

FIG. 4 is a view taken along 4—4 in FIG. 1.

DETAILED DESCRIPTION OF THE PREFERRED EMBODIMENTS

Referring now to FIGS. 1—4, a hollow cylindrical container 10 has a removable screw cap 12 at one end, an inwardly directed shoulder 14 remote from the end and a bifurcated member 16 extending out of the shoulder which terminates in a cylindrical half section 18. Section 18 is hollow and is secured at a remote point from the cylinder to one end of a comb 20. Member 16 has an opening 22. A spray can 24 filled with suitable hair treatment material 32 is disposed in the container in a removable manner. The top end of the can bears against the shoulder and the manually operable valve 26 extends out of the opening 22 whereby the discharge port 28 of the valve is clear of obstructions to permit the spray to be directed as desired.

A coil spring 30 is disposed in the container between the cap and the bottom end of the can to hold same in position for use in the manner previously described.

While I have described my invention with particular reference to the drawings, such is not to be considered as limiting is actual scope.

Having thus described this invention, what is asserted as new is:

I claim:

1. A cosmetic spray comb device for both combing the hair

and spraying the hair, said spray comb device comprising:

a comb;

an elongated, generally cylindrical container having an open end;

means attaching said container to one end of said comb with said open end adjacent said one end of the comb, and with the container extending outwardly away from said one end and inclined forwardly relative to the direction of motion of the comb in use;

and a spray can disposed in said container and having a manually operable release valve projecting out of said container adjacent said one end of said comb, said release valve including a discharge port positioned by the container to direct spray from the spray can into the path of said comb during use;

and said attaching means defining an opening through which spray from said discharge port is directed 5 into the path of the comb.

2. A cosmetic spray comb device as defined in claim 1 in which said attaching means is a bifurcated member having legs connected to said container on opposite side of said discharge port.

3. A cosmetic spray comb device as defined in claim 1 in which said container has means adjacent said open end for bearing against one end of said can while said release valve projects through said open end, and has a removable cap closing the other end of the container.

4. A cosmetic spray comb device for both combing the hair and spraying the hair with a spray can having a manually operable release valve with a discharge port for directing spray along a predetermined path, said spray comb device comprising:

a comb;

and means attached to one end of said comb for holding a spray can on the comb with the discharge port of the spray can clear of obstructions and positioned to incline the spray from the can into the path of the comb and in advance of the latter during combing.

5. A cosmetic spray comb device as defined in claim 4 in which said means comprise:

container means for holding a spray can with the release valve and discharge port exposed adjacent said one end of said comb;

and attaching means connected to said one end and to said container means, and holding the latter at an angle inclined outwardly away from said one end and forwardly relative to the direction of motion of the comb in use.

* * * * *

50

55

60

65

70

75